


Delivering  
powerful  
solutions.



*Powering Business Worldwide*



# Reliable Solutions



Eaton Industrial Hose  
offers dependable  
parts and solutions  
to optimize  
**Performance.**

When you work with Eaton, you can count on a comprehensive range of products that are designed for harsh and hazardous operating environments that are part of the day-to-day requirements of your industry. Eaton delivers safe and reliable products to help sustain mission-critical systems working every hour of every day.

- Dependable Solutions to Drive Your Performance
- Innovation to Take on the Toughest Challenges



# Reliable Solutions Service

## Eaton Industrial Hose—Markets

### Construction Industry



### Chemical Plants



### Mining



### Oil & Gas Exploration



### Steel Mill



### Food and Beverage Industry



### Tank Truck



### Petrochemical



## Applications

- Air transfer
  - Cement transfer/  
placement
  - Chemical transfer
  - Food transfer
  - Beverage dispensing
  - Washdown applications
  - LPG transfer
  - Nitrogen transfer
  - Hot air blower
  - Dry material &  
bulk transfer
  - Mud suction &  
discharge
  - Frac application
  - Oil transfer
  - Gasoline dispensing
  - Steam transfer
  - Hydrocarbon drain
  - Water suction &  
discharge
- ...and many more!*

# Eaton Industrial Hose

## Part Number Nomenclature

A hose part number is composed of several different elements, all combined to make the final number. The following is a diagram of an example hose part number and the elements that go into creating that number.

### New Eaton Part Numbers



### Hose Type

The hose number is simply the type of hose you wish to order. Hose numbers are found at the top of each page within the hose section of the catalog.

### Hose Size

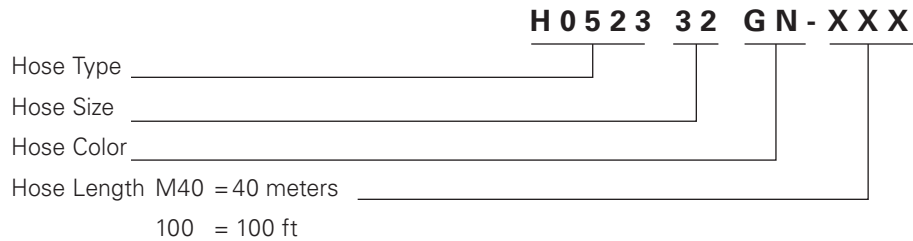
These are two digits after the base hose number. The hose size code follows industry standards.

Metric equivalents are found with the hose specification charts on each hose page within the hose section of the catalog.

### Hose Length

The hose length is indicated in feet. Metric equivalents are found in the length section of the hose specification charts.

### Old Eaton Part Numbers



# Eaton Industrial Hose Products

Table of Contents	Section	Pages
Introduction		A-2 – A-12
Air and Multipurpose	High Pressure	B-5 – B-8
	Medium Pressure	B-9 – B-13
	Low Working Pressure	B-14 – B-22
	General Air and Water	B-23 – B-28
	Specialty	B-29 – B-31
Cement, Plaster and Grout	Cement and Concrete	C-4 – C-8
	Dry Bulk	C-9 – C-14
Chemical	Suction and Discharge	D-6 – D-26
	Discharge	D-27 – D-35
	Specialty	D-36 – D-39
Food and Beverage	Food Suction & Discharge	E-5 – E-9
	Food Discharge	E-10 – E-12
	Beverage Suction & Discharge	E-13 – E-17
	Beverage Discharge	E-18 – E-23
	Dry Bulk Suction & Discharge	E-24 – E-27
	Dry Bulk Discharge	E-28 – E-30
	Cleaning Service	E-31 – E-35
Gaseous	LPG	F-4 – F-7
	Nitrogen	F-8
	Carbon Dioxide	F-9
Material Handling	Slurry and Abrasive Resistant	G-5 – G-14
	Dry Material	G-15 – G-25
	Sandblast	G-26 – G-29
Oil and Gas Exploration	Frac and Well Service	H-4 – H-5
	Suction and Discharge	H-6 – H-11
	Discharge	H-12 – H-14
	Potable Water	H-15 – H-16
	Chemical	H-17 – H-18
Petroleum	Aircraft Refueling	I-5 – I-6
	Dock	I-7
	Dispensing	I-8 – I-11
	Suction and Discharge	I-12 – I-27
	Discharge	I-28 – I-33
Specialty	Fire Fighting	J-5 – J-10
	Steel Mill	J-11 – J-17
	Welding	J-18 – J-25
	Road Construction	J-26 – J-29
	Specialized	J-30 – J-34
Steam	Steam Hose	K-6 – K-21
Water	Suction and Discharge	L-5 – L-12
	Discharge	L-13 – L-24
	Hot Water	L-25 – L-29
	Specialty	L-30 – L-37
	Sewer Cleaning	L-38 – L-42
Couplings General Information		M-1 – M-8
Chemical Resistance		N-1 – N-12
General Information	General Hose Information	O-2 – O-19
	Index	O-20
Terms and Conditions		P-1

## Eaton Industrial Hose

Page	Hose	Description
<b>Air and Multipurpose</b>		
B-5	H6009	BULLDOG GOLD™
B-6	H6008	BULLDOG YELLOW JACK™
B-7	EHA500	High Pressure Air
B-8	H9622	Contractors Air
B-9	H6002	BULLDOG™ AIR
B-10	EHA502	Heavy Duty Air
B-11	EHA501	Medium Duty Air
B-12	EHA506	Medium Duty Air
B-13	EHA505	Medium Duty Air
B-14	H9949	SHOCK-SAFE™
B-15	H1776 & H177	PERFECTION™ 300
B-16	H115 & H116	PERFORMER II™
B-17	H201	EASY COUPLE™
B-18	H265	ULTRAFORCE™
B-19	H275	POLYFORCE™
B-20	H1812	Industrial Air/Water
B-21	EHA503	Light Duty Air
B-22	EHA504	Light Duty Air
B-23	H1982 & H1981	MARATHONER™ Non-Conductive
B-24	H0105	BOSFLEX™ A&W 300psi
B-25	H0106	BOSFLEX™ A&W 200psi
B-26	H1987	Contractors Water
B-27	EHA509 & EHA510	Multipurpose – EPDM
B-28	EHA507 & EHA508	Multipurpose
B-29	EHW028	Heavy Duty MSHA Mine Spray
B-30	H1571	Mineforce
B-31	EHA511	Air and Dust Suction
<b>Cement, Plaster and Grout</b>		
C-4	EHK007	MARAUDER™ HD Concrete Pumping
C-5	EHK007 COUPLING	Concrete Pumping Couplings
C-6	EHK008	Concrete Vibration
C-7	EHK006	MARAUDER™ HD Plaster & Grout Spraying
C-8	EHK005	Plaster & Grout Spraying
C-9	EHK004	Channeled Dry Bulk S & D
C-10	EHK003	Corrugated Dry Bulk S & D
C-11	EHK002	Dry Bulk S & D
C-12	EHK010	Dry Bulk S & D
C-13	EHK016	Dry Bulk Discharge
C-14	EHK001	Dry Bulk Flat Discharge
<b>Chemical</b>		
D-6	H0060	ARMORCAT™ Corrugated Petrochemical
D-7	H0554	ARMORCAT™ Petrochemical
D-8	H0599	CHEMCAT™ Corrugated Petrochemical
D-9	H0523	CHEMCAT™ Petrochemical
D-10	EHC006	Heavy Duty UHMW-PE S & D
D-11	EHC019	Hard Wall Heavy Duty UHMW-PE S & D
D-12	EHC005	Corrugated UHMW-PE S & D
D-13	EHC004	UHMW-PE S & D
D-14	H0661	COUGAR™ Corrugated
D-15	H8359	PANTHER™ Chemical
D-16	EHC003	Heavy Duty Chemical S & D
D-17	H0615	Corrugated Green CROSS-LINKED™
D-18	H0378	Green CROSS-LINKED™
D-19	EHC002	Flat Corrugated Chemical S & D
D-20	EHC001	Chemical S & D
D-21	EHC018	Hard Wall Heavy Duty Chemical S & D
D-22	EHC011	Heavy Duty EPDM S & D
D-23	H0345	TIGER™ Chemical S & D
D-24	EHC009	Corrugated EPDM S & D
D-25	EHC008	EPDM S & D
D-26	EHC013	CSM S & D
D-27	EHC017	Heavy Duty UHMW-PE Discharge
D-28	EHC016	UHMW-PE Discharge
D-29	EHC015	Heavy Duty Chemical Discharge
D-30	EHC014	Chemical Discharge

D-31	H9699	ALLEYCAT™ Hot Liquid
D-32	EHC010	Heavy Duty EPDM Discharge
D-33	H0346	LEOPARD™ Chemical Discharge
D-34	EHC007	EPDM Discharge
D-35	EHC012	CSM Discharge
D-36	EHT453, EHT454 & EHT455	Agricultural Spray
D-37	EHT451 & EHT452	Agricultural Spray
D-38	H1941 & H1942	NYALL™
D-39	H1561	CHEMFORCE™

**Food and Beverage**

E-5	H0350	LION™ Food Transfer
E-6	H0384	Grey Food Transfer
E-7	EHF002	Liquid Food S & D
E-8	EHF018	Milk S & D
E-9	EHF010 & EHF011	Non-Oily S & D
E-10	EHF001	Liquid Food Discharge
E-11	EHF017	Milk Discharge
E-12	EHF008 & EHF009	Non-Oily Liquid Discharge
E-13	EHF021	Flat Corrugated Alcohol S & D
E-14	EHF020	Alcohol S & D
E-15	EHB502 & EHB503	Medium Duty Beer/Wine S & D
E-16	EHF007	Heavy Duty Potable Water S & D
E-17	EHF005	Potable Water S & D
E-18	EHF019	Alcohol Transfer
E-19	EHB500 & EHB501	Beer/Wine Light Duty Discharge
E-20	EHF004	Potable Water Discharge
E-21	EHF006	Soft Wall Potable Water Discharge
E-22	H285	CLEARFORCE™ - R
E-23	H160	CLEARFORCE™ - NR
E-24	EHF016	Channeled Bulk S & D
E-25	EHF014	Corrugated Bulk S & D
E-26	EHF015	Flat Corrugated Bulk S & D
E-27	EHF013	Bulk S & D
E-28	EHF012	Bulk Discharge
E-29	H0413	Dry Bulk Discharge
E-30	EHF022	Flat Light Duty Bulk Discharge
E-31	H1066	Creamery/Packing Washdown
E-32	H9673	WASHDOWN™ 1250
E-33	H9610	WASHDOWN™ 1000
E-34	EHF003	Dairy Washdown
E-35	H1531	SUPRAFORCE™

**Gaseous**

F-4	H900	UL LPG
F-5	EH920	UL LPG
F-6	EHG003	Liquid Propane S & D
F-7	EHG004	Liquid Propane S & D
F-8	EHG001	Nitrogen Transfer
F-9	EHG002	Carbon Dioxide Discharge

**Material Handling**

G-5	EHK015	Channeled Abrasion S & D
G-6	EHM001-Coupling	Couplings & Gasket
G-7	EHM001	Corrugated Dry Bulk S & D
G-8	EHK014	Corrugated Abrasion S & D
G-9	EHM002	Abrasive Material S & D
G-10	EHK013	Abrasion S & D
G-11	EHM005	Hard Wall Material Handling S & D
G-12	EHK012	Abrasion Discharge
G-13	EHM004	Soft Wall Material Handling Discharge
G-14	EHK011	Abrasion Gravity Fed
G-15	EHK004	Channeled Dry Bulk S & D
G-16	EHK003	Corrugated Dry Bulk S & D
G-17	EHK002	Dry Bulk S & D
G-18	EHK010	Dry Bulk S & D
G-19	EHK016	Dry Bulk Discharge
G-20	EHK001	Dry Bulk Flat Discharge
G-21	H0347	WILDCAT™ Dry Material
G-22	H0521	WILDCAT™ Heavy Duty Dry Material
G-23	H0319	WILDCAT™ Soft Wall Dry Material
G-24	H0349	WILDCAT™ Hot Air Transfer

G-25	EHM003	Hot Air Blower
G-26	H0034	WILDCAT™ Sandblast
G-27	EHC502	Sandblast – 2-Ply 60mm <sup>3</sup>
G-28	EHC501	Sandblast – 35mm <sup>3</sup>
G-29	EHC500	Sandblast – 60mm <sup>3</sup>
<b>Oil and Gas Exploration</b>		
H-4	EHP001	BLACK CAT™ Frac
H-5	H0377	Kelly Power Drilling
H-6	EHM005	Hard Wall Material Handling S & D
H-7	EHP005	Hard Wall Oilfield S & D
H-8	EHP004	Heavy Duty Oilfield Liquid Mud S & D
H-9	EHP007	Oilfield Suction
H-10	EHP009	Oilfield Vacuum
H-11	EHP002	Oilfield Mud S & D
H-12	EHM004	Soft Wall Material Handling Discharge
H-13	EHP003	Heavy Duty Oilfield Liquid Mud Discharge
H-14	EHW007	Soft Wall Water Discharge
H-15	EHF007	Heavy Duty Potable Water S & D
H-16	EHF006	Soft Wall Potable Water Discharge
H-17	EHC019	Hard Wall Heavy Duty UHMW-PE S & D
H-18	EHC018	Hard Wall Heavy Duty Chemical S & D
<b>Petroleum</b>		
I-5	EHJ002	Aircraft Refueling Discharge
I-6	EHJ003	Aircraft Refueling S & D
I-7	EHP506 & EHP507	Light Duty Dock Oil S & D
I-8	EHP511	Petroleum Dispensing
I-9	EHP510	Petroleum Dispensing
I-10	EHP509	Petroleum Dispensing
I-11	EHP508	Petroleum Dispensing
I-12	H1193	ROYALFLEX™ Petroleum
I-13	EHP522	Heavy Duty Petroleum/Oil S & D
I-14	EHP518	Petroleum/Oil S & D
I-15	EHP516	Petroleum/Oil S & D
I-16	EHP514	Petroleum/Oil S & D
I-17	H0327	JAGUAR™ HD Petroleum S & D
I-18	EHP502	High Pressure Petroleum/Oil S & D
I-19	EHP521	PUMA™ Cold Temperature S & D
I-20	EHP519	PUMA™ Flat Corrugated S & D
I-21	H0363	PUMA™ Suction & Discharge
I-22	H0369	BOBCAT™ Corrugated Light Duty
I-23	EHP505	Channeled Petroleum/Oil S & D
I-24	EHP503	Flat Corrugated Tank Truck
I-25	EHP512	Corrugated Petroleum/Oil S & D
I-26	EHP500	Petroleum/Oil S & D
I-27	H0436	Light Duty Petroleum S & D
I-28	EHP517	Petroleum/Oil Discharge
I-29	EHP515	Petroleum/Oil Discharge
I-30	EHP513	Petroleum/Oil Discharge
I-31	EHP504	High Pressure Petroleum Discharge
I-32	EHP501	Petroleum/Oil Discharge
I-33	H901	BOSTON BULLDOG™ Fuel Oil
<b>Specialty</b>		
J-5	EHW018	Heavy Duty Fire Fighting Discharge
J-6	EHW017	Fire Fighting Discharge
J-7	EHW019 & EHW020	THERMORUB™ Fire Fighting
J-8	EHW016	Fire Extinguisher
J-9	EHG002	Carbon Dioxide Discharge
J-10	H5751 & H5752	Chemical Booster
J-11	EHN002	Steel Mill FG Cooling Water Transfer
J-12	EHN003	Steel Mill Non-Flam HD Cooling Water Trans
J-13	EHN004	Steel Mill HD White Cooling Water Transfer
J-14	EHN005	Steel Mill Med Duty Cooling Water Transfer
J-15	EHN006	Steel Mill Heavy Duty Ceramic Coated
J-16	EHN007	Steel Mill Fiberglass Steam Transfer
J-17	EHW006	Heavy Duty Cooling Water Transfer
J-18	EHW500	Industrial Welding
J-19	EHW502	Heavy Duty Industrial Welding
J-20	EHW503	Welding Liquid Propane Gas
J-21	EHW504	Welding Torch Cooling
J-22	EHW501	Industrial Welding Twin Line
J-23	EHW507	Industrial Welding Twin Line
J-24	EHW505	Welding Rubberized Electrical Protection
J-25	EHW506	Welding Electrical Protection
J-26	H0372	BLACK CAT™ Hot Tar & Asphalt
J-27	H0616	BLACK CAT™ Corrugated Hot Tar & Asphalt
J-28	EHK009	Asphalt S & D
J-29	H9603	Hot Tar Pumping
J-30	EH066	Diesel Exhaust Fluid Dispensing
J-31	H969	Hydrocarbon Drain
J-32	H88111	Nitrogen
J-33	EHS500	Sweeper Hose
J-34	EHS501	Sewer Sweeper Vacuum
<b>Steam</b>		
K-6	EH084	STEAM SLAYER™
K-7	EH080 & EH081	STEAM SLAYER™
K-8	H0084	Concord Standard
K-9	EHS005	Steel Wire Reinforced Steam
K-10	EHS007	Steel Wire Reinforced Steam
K-11	EHS006	Steel Wire Reinforced Steam
K-12	H9568	Concord 250 Steam
K-13	H9682	Concord Steam–Oil-resistant
K-14	EHS001	Industrial Steam
K-15	H6027	200 L.L. Steam
K-16	EHS004	Textile Steam–Oil-resistant
K-17	EHS003	Textile Steam
K-18	EHS002	Textile Steam
K-19	H969	Hydrocarbon Drain
K-20	EJ SERIES	EJ Series Crimp Couplings
K-21	FK6496 & FK6500	Eaton Steam Hose Assemblies
<b>Water</b>		
L-5	EHW030	OTTER™ PLUS Water S & D
L-6	EHW009	OTTER™ Heavy Duty Water S & D
L-7	H0364	OTTER™ Water S & D
L-8	EHW014	Channeled Water S & D
L-9	EHW013	Corrugated Water S & D
L-10	EHW005	Flat Corrugated Water S & D
L-11	EH360	Water Suction & Discharge
L-12	EHT005	Medium Duty Suction & Discharge
L-13	EHW004	High Pressure Layflat Water Discharge
L-14	EHW029	OTTER™ Layflat Water Discharge
L-15	EHW007	Soft Wall Water Discharge
L-16	EHW003	Medium Duty Water Discharge
L-17	EHW001	Layflat Water Discharge
L-18	H0370 & H0379	LEADER Water Discharge
L-19	EHW011	Low Pressure Water Discharge
L-20	EHW012	Low Pressure Layflat Water Discharge
L-21	EHW010	Water Discharge
L-22	EHT305 & EHT306	Flame Resistant MSHA Flat Delivery
L-23	EHT303	Medium Duty Discharge
L-24	EHT301	Light Duty Discharge
L-25	EHW027	Channeled Hot Water Suction & Discharge
L-26	EHW026	Flat Corrugated Hot Water S & D
L-27	EHW025	Corrugated Hot Water S & D
L-28	EHW024	Hot Water S & D
L-29	EHW023	Hot Water Discharge
L-30	H1196	ROYALFLEX™ Water
L-31	EHW028	Heavy Duty MSHA Mine Spray
L-32	H345	Pressure Washer
L-33	EHW008	Tank Cleaning
L-34	EHW015	Artificial Snow
L-35	EHW022	Heavy Duty Radiator Car Heater
L-36	EHW021	Radiator Car Heater
L-37	EHW002	Radiator Hose
L-38	FC701	Eaton GATOR™ Hose
L-39	FC702	Eaton GATOR™ Hose
L-40	Fittings	Permanent Fittings Eaton GATOR™ Hose
L-41	EHS520	Sewer Jetting
L-42	EHS540	Sewer Jetting

# New Hose Selection

## Worksheet

Eaton recommends using the **STAMPED** process to aid in determining the correct hose and coupling for your application. This worksheet is designed to help you organize information for determining

the best hose for a given application. The questions are based on the hose selection factors described in this catalog.

When selecting a hose, always use this worksheet

in conjunction with this catalog. Read all instructions concerning the hose you are selecting. If any questions arise contact Eaton Technical Support at 1-888-258-0222.

### S - Size

(I.D., O.D. and length)

**T - Temperature** of material conveyed and environmental

**A - Application,** the conditions of use

**M - Material** being conveyed, type and concentration

**P - Pressure** to which the assembly will be exposed

**E - Ends;** style, type, orientation, attachment methods, etc.

**D - Delivery** testing, quality, packaging, and delivery requirements

### 1. Size

Flow (cubic feet per minute) requirements? \_\_\_\_\_

See RMA Water Discharge table.

Hose I.D. requirements given the flow requirements? \_\_\_\_\_

Pressure drop? \_\_\_\_\_

Length requirements (excluding hose ends)? \_\_\_\_\_

### 2. Temperature

Temperature range of material to be transferred?

Min. \_\_\_\_\_ Max. \_\_\_\_\_ Average \_\_\_\_\_

Year-round external environment temperature range? \_\_\_\_\_

Cleaning temperature? \_\_\_\_\_

### 3. Application

If the application is new, what service is to be performed? \_\_\_\_\_

### 4. Material: Compatibility & Environment

Internal and external environment consideration. Internal environment relates to the material being conveyed. External environment relates to anything originating from outside the hose.

Check all that apply.

Abrasive materials (conveyants and external)

Petroleum products (aromatics, aliphatics, etc.)

Materials that could cut or gouge hose

Solvents

Ozone

Acids/caustics

Animal fats (oils)

Sparking or flames

Cleaning with steam

Material to be transferred? \_\_\_\_\_

Material concentration (%)? \_\_\_\_\_

What hose cleaning solution(s) will be used? \_\_\_\_\_

If you have any questions, please contact Eaton Technical Support at 1-888-258-0222.



**S - Size**  
(I.D., O.D. and length)

**T - Temperature** of  
material conveyed  
and environmental

**A - Application,**  
the conditions of use

**M - Material** being  
conveyed, type  
and concentration

**P - Pressure** to which  
the assembly will  
be exposed

**E - Ends;** style, type,  
orientation, attachment  
methods, etc.

**D - Delivery** testing,  
quality, packaging,  
and delivery  
requirements

## 5. Pressure & Suction

What working pressure is required? \_\_\_\_\_

Are pressure surges involved in this application? How high? \_\_\_\_\_

What safety factor is required? \_\_\_\_\_

Is this a suction application? What vacuum rating is required? \_\_\_\_\_

## 6. Ends

End \_\_\_\_\_

Material \_\_\_\_\_

Attachment Method \_\_\_\_\_

## 7. Delivery

Qty. required \_\_\_\_\_ Date required \_\_\_\_\_ Pkg. requirements \_\_\_\_\_

Testing Required -  No  Yes If Yes, Type: \_\_\_\_\_

Certification Required -  No  Yes If Yes, Type: \_\_\_\_\_

## Special Requirements/Other Information

Will the selected hose need to possess any of the following features:

Branding information needed on the hose? \_\_\_\_\_

Color coding? \_\_\_\_\_

Any special designations required by agencies or associations? \_\_\_\_\_

Will any regulatory agency approvals be required? If yes, which one(s)? \_\_\_\_\_

Non-conductive rubber needed to prevent transmittal of electricity? \_\_\_\_\_

Static wire or static-dissipating tube to prevent static electricity buildup and discharge sparks? \_\_\_\_\_

Pin-pricked cover to resist blistering when transferring hot materials or air/gases under pressure? \_\_\_\_\_

Abrasion sleeve or guard? \_\_\_\_\_

Heat shield? \_\_\_\_\_

Sub-zero exposure resistance? \_\_\_\_\_

Special assembly requirements? \_\_\_\_\_

Continuous transfer service or intermittent service? \_\_\_\_\_

Flexibility: Do space restrictions exist where the hose will be used? \_\_\_\_\_

Bend Radius: of the hose relative to space in which hose will be used? \_\_\_\_\_

Considering the intended use of the hose, how flexible will it need to be (check one)?

Extremely flexible  Slightly flexible  Not an issue

Weight: How will the hose be handled during use, if all? \_\_\_\_\_

How important is the weight of the hose going to be in this application (check one)?

Very important  Slightly important  Not an issue

Be sure to reference chemical compatibility recommendations  
in the Chemical Resistance Charts starting on page N-1  
through N-11.

If you have any questions, please contact Eaton Technical  
Support at 1-888-258-0222.


# Application Data


## Important Safety Information


### Read this page before using any of the products/information in this catalog.

This catalog is designed to be used as a guide in selecting the proper hose for the applications listed herein. It contains many cautions, warnings, guidelines, and directions for the safe and proper use of Eaton Industrial hose. All these directions and footnotes should be read and understood before specifying or using any of these hoses.

Throughout this catalog, potentially harmful situations are highlighted with the following symbols.

 This symbol is used to indicate imminently hazardous situations which, if not avoided, will result in serious injury or death.


 This symbol is used to indicate potentially hazardous situations which, if not avoided, could result in serious injury or death.


 This symbol is used to indicate potentially hazardous situations which, if not avoided, may result in property or equipment damage.

Some of the most common problems in the chemical hose industry result from improper hose and coupling selection, improper assembly techniques, failure to correctly inspect and test hose assemblies, and improper cleaning practices and hose assembly storage techniques.

In turn, these situations can lead to material leakage, spraying, spattering, end blow-offs, explosions, and other situations that may result in serious personal injury and property damage.

Personal injuries caused by improper hose assembly specification, installation, and usage could include cuts and abrasions, serious burns, irreparable eye damage, or even death. Therefore, for your safety and the safety of others working around you, Eaton strongly urges you to read and comply with all safety information printed in this publication.

 **WARNING:** Failure to properly follow the manufacturer's recommended procedures for the care, maintenance and storage of a particular hose may result in its failure to perform in the manner intended and may result in serious injury, death, and damage to property.

 **WARNING:** Testing can be dangerous and should be done only by trained personnel using proper tools and procedures. Failure to follow such procedures might result in serious injury, death, or damage to property.

**Consult the coupling manufacturer to make sure you choose the correct coupling and proper assembly for the application, or contact Eaton Technical Support.**

**Before using any hose in this catalog, consult the safety section in this catalog and the guidelines on the Eaton web site for the most current information or contact for North America contact Eaton Technical Support 1-888-258-0222 for global support contact your local Eaton technical representative.**

### Selection of Hose

Selection of the proper Eaton Industrial hose for an application is essential to the proper operation and safe use of the hose and related equipment. Inappropriate hose selection may result in hose leakage, bursting, or other failure which may cause serious bodily injury

or property damage from spraying fluids or flying projectiles. To avoid serious bodily injury or property damage resulting from selection of the wrong hose, you should carefully review the information in this catalog. Some of the factors to consider in proper hose selection are known as **STAMPED:**

- S - Size**  
(I.D., O.D. and length)
- T - Temperature** of material conveyed and environmental
- A - Application**, the conditions of use
- M - Material** being conveyed, type and concentration
- P - Pressure** to which the assembly will be exposed
- E - Ends**; style, type, orientation, attachment methods, etc.
- D - Delivery** testing, quality, packaging, and delivery requirements

These factors and the supplemental information contained in this catalog should be considered in selecting the proper hose for your application. If you have any questions regarding the proper hose for your application, please contact Eaton for North America contact Eaton Technical Support 1-888-258-0222 for global support contact your local Eaton technical representative.

### Proper Selection of Hose Ends

Selection of the proper Eaton Industrial hose end or coupling is essential to the proper operation and safe use of hose assemblies and related equipment. Inadequate attention to the selection of the end fittings may result in hose leakage, bursting, or other failure which may cause serious bodily injury or property damage from spraying fluids or flying projectiles. In order to avoid serious bodily injury or property damage resulting from selection of an incompatible hose end or coupling, you should carefully review the information in this catalog. Some of the factors which are involved in the selection of the proper hose couplings are:

- fluid compatibility
- temperature
- installation design
- hose size
- corrosion requirements
- fluid conveyed

The given hose and hose end selection factors and the other information contained in this catalog should be considered by you in selecting the proper hose end fitting for your application.

If you have any questions regarding the use of hose/ hose ends, for North America contact Eaton Technical Support 1-888-258-0222 for global support contact your local Eaton technical representative.

### Hose Installation

Proper installation is essential to the proper operation and safe use of the hose assembly and related equipment.

Improper hose assembly installation may result in serious injury or property damage caused by spraying fluids or flying projectiles. In order to avoid serious bodily injury or property damage resulting from improper hose assembly installation carefully review the information in this catalog. Some of the factors to be considered when installing a hose assembly are:

- hose elongation or contraction
- proper bend radius/ hose routing under pressure
- elbows and adapters to relieve strain
- protection from rubbing or abrasion high temperature sources
- protection against excessive movement
- twisting from pressure spikes/surges

These hose assembly installation factors and the other information in this catalog should be considered by you before installing the hose assembly. If you have any questions regarding proper hose installation, for North America contact Eaton Technical Support 1-888-258-0222 for global support contact your local Eaton technical representative.

### Hose Maintenance


Proper maintenance of the hose is essential to the safe use of the hose and related equipment. Hose should be stored in a dry place. Hose should also be visually inspected. Any hose that has a cut or gouge in the cover that exposes the reinforcement should be retired from service. Hoses should also be inspected for kinking or broken reinforcement. If the outside diameter of the hose is reduced by 20% or more, the hose should be repaired or removed from service. Inadequate attention to hose maintenance may result in hose leakage, bursting, or other failure which may cause serious bodily injury or property damage from spraying fluids, flying projectiles, or other substances.




**WARNING:** Eaton industrial hose, should be used only with compatible/ approved fittings and assembly equipment. Do not combine or use Aeroquip or Weatherhead fittings and assembly equipment with each other, i.e. Aeroquip fittings with Weatherhead assembly equipment, or with hose, hose fittings or assembly equipment supplied by another manufacturer. Eaton hereby disclaims any obligation or liability (including incidental and consequential damages) arising from breach or contract, warranty, or tort (under negligence or strict liability theories) should Aeroquip or Weatherhead hose fittings or assembly equipment be used interchangeably or with any fittings or assembly equipment supplied by another manufacturer, or in the event that product instructions for each specified hose assembly are not followed.

## Important — User Responsibility

The user should carefully observe the precautions listed in this catalog or brochure, including the recommendations on the selection of hose and fittings on the relevant pages on fluid compatibility. In addition, care should be taken not to exceed the minimum bend radius listed for each hose size and type in the hose section. Maximum operating pressure should not exceed pressures listed in the hose data. Instructions for assembling fittings to different hose should be followed carefully to ensure the performance of the completed assembly.

 **WARNING** Application considerations must be observed in selecting appropriate components for the application of these products contained herein. The failure to follow the recommendations set forth in this catalog may result in an unstable application which may result in serious personal injury or property damage.

 **WARNING** Eaton or any of its affiliates or subsidiaries shall not be subject to and disclaims any obligations or liabilities (including but not limited to all consequential, incidental and contingent damages) arising from tort claims (including without limitation negligence and strict liability) or other theories of law.

Failure to follow these processes and product instructions and limitations could lead to premature hose assembly failures resulting in property damage, serious injury or death.

## Product Warranty

The Eaton Hydraulics warranty policy is located at [www.hydraulics.eaton.com/warranty](http://www.hydraulics.eaton.com/warranty)

# Air and Multipurpose

## High Pressure

H6009 BULLDOG GOLD™	B-5
H6008 BULLDOG YELLOW JACK™	B-6
EHA500 High Pressure Air	B-7
H9622 Contractors Air	B-8

## Medium Pressure

H6002 BULLDOG™ Air	B-9
EHA502 Heavy Duty Air	B-10
EHA501 Medium Duty Air	B-11
EHA506 Medium Duty Air, Anti-static	B-12
EHA505 Medium Duty Air	B-13

## Low Working Pressure

H9949 SHOCK-SAFE™	B-14
H1776 & H1777 PERFECTION™ 300	B-15
H115 & H116 PERFORMER II™	B-16
H201 EASY COUPLE™	B-17
H265 ULTRAFORCE™	B-18
H275 POLYFORCE II™	B-19
H1812 Industrial Air/Water	B-20
EHA503 Light Duty Air	B-21
EHA504 Light Duty Air	B-22

## General Air and Water

H1981 & H1982 MARATHONER™, Non-Conductive	B-23
H0105 BOSFLEX™ A/W	B-24
H0106 BOSFLEX™ A/W	B-25
H1987 Contractors Water	B-26
EHA509 & EHA510 Multipurpose - EPDM	B-27
EHA507 & EHA508 Multipurpose	B-28

## Specialty

EHW028 Heavy Duty MSHA Mine Spray	B-29
H1571 Mineforce	B-30
EHA511 Air and Dust Suction	B-31



# Air and Multipurpose

## High Pressure Air

### H6009 BULLDOG GOLD™



**Application:** Air-operated equipment, boring and mining  
**Tube:** Nitrile (RMA Class A) **Reinforcement:** 1-, 2- and 3-wire braid  
**Cover:** Pin-picked Carboxylated nitrile  
**Temp:** -40°C to +121°C (-40°F to +250°F)  
**Pressure:** 35-70 bar / 500-1000 psi

### H6008 BULLDOG YELLOW JACK™



**Application:** Power drills, boring, mining and air-operated equipment  
**Tube:** Vinyl nitrile, (RMA Class A) **Reinforcement:** 1-, 2- & 3-wire braid  
**Cover:** Neoprene MSHA approved  
**Temp:** -40°C to +93°C, (-40°F to +200°F)  
**Pressure:** 28-103 bar / 400-1500 psi

### EHA500 High Pressure Air



**Application:** High-pressure air  
**Tube:** Oil-resistant nitrile blend  
**Reinforcement:** High-tensile steel wire **Cover:** Synthetic rubber  
**Temp:** -40°C to +93°C, (-40°F to +200°F)  
**Pressure:** 41 bar / 600 psi

### H9622 Contractors Air



**Application:** Power drills, boring, mining and air-operated equipment  
**Tube:** Nitrile (RMA Class A) **Reinforcement:** 1- & 2-wire braid  
**Cover:** Neoprene  
**Temp:** -40°C to +93°C, (-40°F to +200°F)  
**Pressure:** 35-70 bar / 500-1000 psi

## Medium Pressure Air

### H6002 BULLDOG™ Air



**Application:** Power drills, boring, mining and air-operated equipment  
**Tube:** Nitrile **Reinforcement:** 2-fiber braid or fiber ply  
**Cover:** Neoprene or vinyl nitrile  
**Temp:** -40°C to +93°C, (-40°F to +200°F)  
**Pressure:** 13,8-28,0 bar / 200-400 psi

### EHA502 Heavy Duty Air



**Application:** Heavy-duty air  
**Tube:** Synthetic rubber **Reinforcement:** High-tensile synthetic textile  
**Cover:** Synthetic rubber  
**Temp:** -25°C to +70°C, (13°F to +158°F)  
**Pressure:** 28 bar / 400 psi

### EHA501 Medium Duty Air



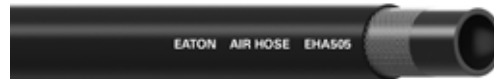
**Application:** Medium-duty air service  
**Tube:** Synthetic rubber **Reinforcement:** High-tensile synthetic textile  
**Cover:** Synthetic rubber  
**Temp:** -25°C to +70°C, (13°F to +158°F)  
**Pressure:** 20,7 bar / 300 psi

### EHA506 Anti-static Medium Duty Air



**Application:** Light duty air service and pneumatic tools  
**Tube:** Anti-static synthetic rubber  
**Reinforcement:** High-tensile synthetic textile **Cover:** Synthetic rubber  
**Temp:** -25°C to +70°C, (-13°F to +158°F)  
**Pressure:** 20,7 bar / 300 psi

### EHA505 Medium Duty Air



**Application:** Light duty air service and pneumatic tools  
**Tube:** Oil-mist resistant synthetic rubber  
**Reinforcement:** High-tensile synthetic textile **Cover:** Synthetic rubber  
**Temp:** -25°C to +70°C, (-13°F to +158°F)  
**Pressure:** 20,7 bar / 300 psi

## Low Working Pressure

### H9949 SHOCK-SAFE™



**Application:** Air and water transfer where hose must be non-conductive  
**Tube:** Nitrile (non-conductive) **Reinforcement:** 2-fiber braid  
**Cover:** Vinyl nitrile (non-conductive)  
**Temp:** -40°C to +82°C, (-40°F to +180°F)  
**Pressure:** 19 bar / 275 psi

### H1776 & H1777 PERFECTION™ 300



**Application:** Air and water transfer, air tools  
**Tube:** Nitrile (RMA Class A) **Reinforcement:** 2-fiber braid  
**Cover:** Vinyl nitrile  
**Temp:** -40°C to +82°C, (-40°F to +180°F)  
**Pressure:** 22,4 bar / 325 psi

### H115 & H116 PERFORMER II™



**Application:** Air and water transfer, air-operated tools and pneumatic tools on production line  
**Tube:** Nitrile (RMA Class B) **Reinforcement:** 1- & 2-fiber braid  
**Cover:** Vinyl nitrile  
**Temp:** -40°C to +82°C, (-40°F to +180°F)  
**Pressure:** 15,5-20,7 bar / 225-300 psi

### H201 EASY COUPLE™



**Application:** Air and water transfer, power for air-operated and pneumatic tools  
**Tube:** Vinyl Nitrile (RMA Class A) **Reinforcement:** 1-braid fiber  
**Cover:** Neoprene or Vinyl nitrile  
**Temp:** -40°C to +100°C, (-40°F to +212°F)  
**Pressure:** 14-21 bar / 200-300 psi

### H265 ULTRAFORCE™



**Application:** Air and water transfer, power for air-operated tools and lubricated air  
**Tube:** Modified vinyl **Reinforcement:** 2 spiral fiber  
**Cover:** Pin-pricked modified rubber  
**Temp:** -23°C to +65°C, (-10°F to +150°F)  
**Pressure:** 8,5-24 bar / 125-350 psi

**H275 POLYFORCE II™**

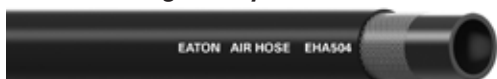
**Application:** Air and water transfer, air-operated tools and lubricated air  
**Tube:** PVC **Reinforcement:** 2 spiral fiber **Cover:** Pin-pricked PVC  
**Temp:** -23°C to +65°C, (-10°F to +150°F)  
**Pressure:** 8,5-17,2 bar / 125-250 psi

**H1812 Industrial Air/ Water**

**Application:** Air and water transfer, pneumatic tools and spraying water-based fertilizers and pesticides  
**Tube:** EPDM rubber **Reinforcement:** 2-fiber braid **Cover:** EPDM rubber  
**Temp:** -40°C to +82°C, (-40°F to +180°F)  
**Pressure:** 17,2-19 bar / 250-275 psi

**EHA503 Light Duty Air**

**Application:** Light duty air service and pneumatic tools  
**Tube:** Oil-mist resistant SBR blend rubber  
**Reinforcement:** High-tensile synthetic textile **Cover:** Synthetic rubber  
**Temp:** -25°C to +70°C, (-13°F to +158°F)  
**Pressure:** 10,5 bar / 150 psi

**EHA504 Light Duty Air**

**Application:** Light duty air service and pneumatic tools  
**Tube:** Oil-mist resistant synthetic rubber  
**Reinforcement:** High-tensile synthetic textile **Cover:** Synthetic rubber  
**Temp:** -25°C to +70°C, (-13°F to +158°F)  
**Pressure:** 10,5 bar / 150 psi

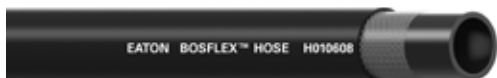
## General Air &amp; Water

**H1981 & H1982 MARATHONER™ – Non-Conductive**

**Application:** Medium oil-resistance, air and water transfer  
**Tube:** Nitrile blend **Reinforcement:** 2- or 4-fiber spiral  
**Cover:** Pin-pricked nitrile blend  
**Temp:** -40°C to +82°C, (-40°F to +180°F)  
**Pressure:** 13,8-20,7 bar / 200-300 psi

**H0105 BOSFLEX™ A/W**

**Application:** Air and water transfer, and spraying and conveying water-based liquid fertilizers and pesticides  
**Tube:** EPDM **Reinforcement:** 4-fiber spiral and 2-fiber braid **Cover:** EPDM  
**Temp:** -40°C to +82°C, (-40°F to +180°F)  
**Pressure:** 13,8-20,7 bar / 200-300 psi

**H0106 BOSFLEX™ A/W**

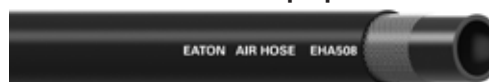
**Application:** Air and water transfer, and spraying and conveying water-based liquid fertilizers and pesticides  
**Tube:** EPDM **Reinforcement:** 2-spiral fiber **Cover:** EPDM  
**Temp:** -40°C to +82°C, (-40°F to +180°F)  
**Pressure:** 13,8-20,7 bar / 200-300 psi

**H1987 Contractors Water**

**Application:** For transfer of water  
**Tube:** EPDM rubber **Reinforcement:** 2-fiber spiral  
**Cover:** Pin-pricked EPDM rubber  
**Temp:** -34°C to +71°C, (-30°F to +160°F)  
**Pressure:** 10,5 bar / 150 psi

**EHA509 & EHA510 Multipurpose - EPDM**

**Application:** For use with air or water and dust control  
**Tube:** EPDM rubber **Reinforcement:** High-tensile synthetic textile  
**Cover:** EPDM rubber  
**Temp:** -40°C to +120°C, (-40°F to +248°F)  
**Pressure:** 10,5-20,7 bar / 150-300 psi

**EHA507 & EHA508 Multipurpose**

**Application:** For use with air or water  
**Tube:** Synthetic rubber **Reinforcement:** High-tensile synthetic textile  
**Cover:** Synthetic rubber  
**Temp:** -40°C to +70°C, (-40°F to +158°F)  
**Pressure:** 10,5-20,7 bar / 150-300 psi

## Specialty

**EHW028 Heavy Duty MSHA Mine Spray**

**Application:** High pressure air in mines  
**Tube:** Oil-mist resistant nitrile blend **Reinforcement:** High-tensile steel wire  
**Cover:** MSHA pin-pricked neoprene  
**Temp:** -35°C to +100°C, (-31°F to +212°F)  
**Pressure:** 70 bar / 1000 psi

**H1571 Mineforce**

**Application:** Air and water transfer and high pressure air tools  
**Tube:** Modified vinyl **Reinforcement:** 4-fiber spiral **Cover:** PVC/nitrile blend  
**Temp:** -28°C to +66°C, (-20°F to +150°F)  
**Pressure:** 28 bar / 400 psi

**EHA511 Air and Dust Suction**

**Application:** For suction of air, dust, grain, powder, etc.  
**Tube:** Synthetic rubber  
**Reinforcement:** Synthetic textile and steel helical wire  
**Cover:** Corrugated synthetic rubber  
**Temp:** -20°C to +70°C, (-4°F to +158°F)

# Air and Multipurpose

## Introduction and Safety Information



## Air and Multipurpose Hose Safety Information

### Important!

**⚠ WARNING:** Testing can be dangerous and should be done only by trained personnel using proper tools and procedures. Failure to follow such procedures might result in serious injury, death, or damage to property.

**⚠ WARNING:** Failure to properly follow the manufacturer's recommended procedures for the care, maintenance, and storage of a particular hose may result in its failure to perform in the manner intended and may result in serious injury, death, or damage to property.

**⚠ WARNING:** Consult with the Coupling Manufacturer to make sure you choose the correct coupling and proper assembly for the application. Such matching of hose and couplings, and assembling of couplings, should be performed only by trained personnel using proper tools and procedures. Failure to follow manufacturer's instructions or failure to use trained personnel may result in serious bodily injury and/or property damage.

**⚠ WARNING:** Never use a hose to transfer material it is not specifically meant to transfer. Doing so could deteriorate the hose and result in leaking, hose bursting, or end blow-offs. This could lead to serious personal injury or death. Always transfer material in a hose that is designed specifically to transfer that material. This information is listed in this catalog.

### Every Hose is Easily Identified

- Every foot of hose is easily identified by means of permanent branding. This makes hose selection on the job quicker, easier and safer, and buying hose is easier too—because you can tell at a glance that you're getting exactly the hose you ordered.

### Multi-Purpose Hose for Specialized Uses

- Eaton calls them "Multipurpose" hoses, meaning they'll do a tremendous variety of jobs. In many cases one Eaton hose can replace several different "special purpose" styles. This helps keep expenses low.

### Brand Name Identity (and the quality that goes behind it)

- With the Eaton brand name on the hose you buy, you are assured maximum value and consistent quality. With over 100 years worth of reputation at stake, we wouldn't have it any other way.


**⚠ WARNING:** Consider both working pressure and pressure surges when determining "maximum" pressure. Failure to select a hose that meets both these requirements could lead to end blow-offs, hose leakage, and hose bursting. The result could be serious injury or death. The Eaton hose you choose must meet or exceed the required working pressure, and must have a safety factor to allow for surge pressure.

**⚠ WARNING:** Be aware that if you replace a hose with one having a different I.D. than the original hose, material velocity could increase or decrease, possibly creating static electricity. This could lead to an explosion causing serious injury or death.

**⚠ WARNING:** Selection of the proper hose for the application is essential to the proper operation and safe use of the hose and related equipment. Inadequate attention to selection of hose for the application can result in serious bodily injury or property damage. In order to avoid serious bodily injury or property damage resulting from selection of the wrong hose, you should carefully review the information in this catalog.



# Air and Multipurpose High Pressure

 Refer to warnings and safety information on pages 0-1 – 0-16.

Use of damaged hose or improper use may result in bodily injury or property damage. Please consult Eaton catalog or Technical Support for proper application.

## H6009

## BULLDOG GOLD™



### Construction:

**Tube:** Nitrile (RMA Class A)

### Reinforcement:

1.00" - 1.25" 1-wire braid  
1.50" - 3.00" 2-wire braid  
4.00" 3-wire braid

**Cover:** Pin-pricked carboxylated nitrile

### Operating Temperature:

-40°C to +121°C  
(-40°F to +250°F)

### Application:

- Provide power to air-operated construction equipment
- Power air-operated drills, boring, and mining equipment

### Markets:

- Construction
- Mining
- Oil and gas exploration
- Water drilling
- Ship building

### Type of Couplings:


- Eaton "U" Series
- TTC
- Union
- Boss male
- Ground joint female
- Air hammer
- Air king
- Eaton quick disconnect

Contact coupling manufacturer for attachment procedure and other coupling recommendations

# Part No.	Hose I.D.		Hose O.D.		Max Operating Pressure		Burst Pressure		Weight		Length				
	mtr	ft	DN	mm	in	mm	in	bar	psi	bar	psi	kg/m	lbs/ft	mtr	ft
H600916-		50	25	25,4	1.00	38,1	1.50	70,0	1000	275	4000	0,96	0.64		50
H600916-		100	25	25,4	1.00	38,1	1.50	70,0	1000	275	4000	0,96	0.64		100
H600920-		50	31	31,8	1.25	46,0	1.81	55,0	800	220	3200	1,80	1.20		50
H600924		50	38	38,1	1.50	54,0	2.12	41,0	600	165	2400	2,01	1.34		50
H600924-		100	38	38,1	1.50	54,0	2.12	41,0	600	165	2400	2,01	1.34		100
H600932-		50	51	50,8	2.00	67,5	2.66	41,0	600	165	2400	2,95	1.97		50
H600932-		100	51	50,8	2.00	67,5	2.66	41,0	600	165	2400	2,95	1.97		100
H600932-		150	51	50,8	2.00	67,5	2.66	41,0	600	165	2400	2,95	1.97		150
H600940-		50	60	63,5	2.50	80,2	3.16	41,0	600	165	2400	3,75	2.50		50
H600940-		100	60	63,5	2.50	80,2	3.16	41,0	600	165	2400	3,75	2.50		100
H600948-		40	80	76,2	3.00	94,5	3.72	41,0	600	165	2400	4,72	3.15		50
H600948-		100	80	76,2	3.00	94,5	3.72	41,0	600	165	2400	4,72	3.15		100
H600964-		50	102	101,6	4.00	127,0	5.00	35,0	500	138	2000	7,97	5.32		50
H600964-		100	102	101,6	4.00	127,0	5.00	35,0	500	138	2000	7,97	5.32		100
H600964-		150	102	101,6	4.00	127,0	5.00	35,0	500	138	2000	7,97	5.32		150

# Air and Multipurpose

## High Pressure

 Refer to warnings and safety information on pages 0-1 – 0-16.

Use of damaged hose or improper use may result in bodily injury or property damage. Please consult Eaton catalog or Technical Support for proper application.

### H6008

### BULLDOG YELLOW JACK™



#### Construction:

**Tube:** Vinyl nitrile (RMA Class A)

#### Reinforcement:

0.50" – 1.25" 1-wire braid  
1.50" – 3.00" 2-wire braid  
4.00" 3-wire braid

**Cover:** Pin-pricked neoprene  
MSHA approved

#### Operating Temperature:

-40°C to +93°C  
(-40°F to +200°F)

#### Application:

- Power operated drills, boring, and mining equipment
- Provide power to air-operated equipment

#### Markets:

- Oil and gas exploration
- Metal working
- Construction
- Mining

#### Type of Couplings:

- Eaton "U" Series
- Eaton "Z" Series
- Boss
- Ground joint
- Air hammer
- Air king
- Eaton quick disconnect


Contact coupling manufacturer for attachment procedure and other coupling recommendations

# Part No.	Hose I.D.		Hose O.D.		Max Operating Pressure		Burst Pressure		Weight		Length				
	mtr	ft	DN	mm	in	mm	in	bar	psi	bar	psi	kg/m	lbs/ft	mtr	ft
H600808		50	12	12,7	0.50	24,6	0.97	103,0	1500	420	6000	0,60	0.40		50
H600808-100		100	12	12,7	0.50	24,6	0.97	103,0	1500	420	6000	0,60	0.40		100
H600812-100		100	19	19,0	0.75	31,8	1.25	83,0	1200	335	4800	1,00	0.67		100
H600816		50	25	25,4	1.00	38,1	1.50	69,0	1000	280	4000	1,27	0.85		50
H600816-100		100	25	25,4	1.00	38,1	1.50	69,0	1000	280	4000	1,27	0.85		100
H600820		50	31	31,8	1.25	46,0	1.81	45,0	650	182	2600	1,87	1.25		50
H600824		50	38	38,1	1.50	54,0	2.12	42,0	600	168	2400	2,49	1.66		50
H600824-100		100	38	38,1	1.50	54,0	2.12	42,0	600	168	2400	2,49	1.66		100
H600832		50	51	50,8	2.00	67,4	2.66	42,0	600	168	2400	3,09	2.06		50
H600832-100*		100	51	50,8	2.00	67,4	2.66	42,0	600	168	2400	3,09	2.06		100
H600840		50	60	63,5	2.50	80,2	3.16	28,0	400	112	1600	3,66	2.44		50
H600840-100*		100	60	63,5	2.50	80,2	3.16	28,0	400	112	1600	3,66	2.44		100
H600848		50	80	76,2	3.00	94,5	3.72	28,0	400	112	1600	4,15	2.77		50
H600848-100		100	80	76,2	3.00	94,5	3.72	28,0	400	112	1600	4,15	2.77		100
H600864		50	102	101,6	4.00	126,9	4.99	28,0	400	112	1600	6,43	4.29		50

\* 150 ft. length available

# Air and Multipurpose

## High Pressure

 Refer to warnings and safety information on pages O-1 – O-16.

Use of damaged hose or improper use may result in bodily injury or property damage. Please consult Eaton catalog or Technical Support for proper application.

### EHA500

### High Pressure Air



#### Construction:

**Tube:** Oil-resistant nitrile blend

**Reinforcement:** High-tensile steel wire

**Cover:** Pin-pricked, abrasion, ozone, and weather resistant synthetic rubber

#### Operating Temperature:

-40°C to +93°C  
(-40°F to +200°F)

#### Application:

- High-pressure air service







#### Markets:

- Construction
- Oil field equipment
- Drilling equipment
- Mining
- Rental industry
- Steel
- Paper

#### Type of Couplings:

- Boss
- Ground joint
- Air hammer
- Air king
- Eaton quick disconnect


Contact coupling manufacturer for attachment procedure and other coupling recommendations

# Part No.			 Hose I.D.			 Hose O.D.		 Max Operating Pressure		 Burst Pressure		 Weight		 Length	
	mtr	ft	DN	mm	in	mm	in	bar	psi	bar	psi	kg/m	lbs/ft	mtr	ft
EHA500-08YW-	MXX	100	12	12,7	0.50	23,0	0.91	41,0	600	165	2400	0,51	0.34	40-61	100
EHA500-12YW-	MXX	100	19	19,0	0.75	29,5	1.16	41,0	600	165	2400	0,62	0.42	40-61	100
EHA500-16YW-	MXX	100	25	25,4	1.00	36,0	1.42	41,0	600	165	2400	0,88	0.59	40-61	100
EHA500-20YW-	MXX	100	31	31,8	1.25	43,0	1.69	41,0	600	165	2400	1,12	0.75	40-61	100
EHA500-24YW-	MXX	100	38	38,1	1.50	50,0	1.97	41,0	600	165	2400	1,55	1.04	40-61	100
EHA500-32YW-	MXX	100	51	50,8	2.00	66,0	2.60	41,0	600	165	2400	2,51	1.69	40-61	100
EHA500-40YW-	MXX	100	60	63,5	2.50	80,0	3.15	41,0	600	165	2400	3,36	2.26	40-61	100
EHA500-48YW-	MXX	100	80	76,2	3.00	93,9	3.70	41,0	600	165	2400	4,49	3.02	40-61	100
EHA500-64YW-	MXX	100	102	101,6	4.00	122,0	4.80	41,0	600	165	2400	6,77	4.55	40-61	100

\*\*50 ft. length also available and black cover available on a MTO basis

# Air and Multipurpose

## High Pressure

 Refer to warnings and safety information on pages 0-1 – 0-16.

Use of damaged hose or improper use may result in bodily injury or property damage. Please consult Eaton catalog or Technical Support for proper application.

### H9622

### Contractors Air



#### Construction:

**Tube:** Nitrile (RMA Class A)

#### Reinforcement:

0.50" - 1.25" 1-wire braid  
1.50" - 3.00" 2-wire braid

**Cover:** Pin-pricked neoprene

#### Operating Temperature:

-40°C to +93°C  
(-40°F to +200°F)

#### Application:

- Power operated drills, boring, and mining equipment
- Provide power to air-operated equipment

#### Markets:

- Oil and gas exploration
- Metal working
- Construction
- Mining

#### Type of Couplings:

- Eaton "U" Series
- Eaton "Z" Series
- Boss
- Ground joint
- Air hammer
- Air king
- Eaton quick disconnect


Contact coupling manufacturer for attachment procedure and other coupling recommendations

# Part No.	Hose I.D.		Hose O.D.		Max Operating Pressure		Burst Pressure		Weight		Length				
	mtr	ft	DN	mm	in	mm	in	bar	psi	bar	psi	kg/m	lbs/ft	mtr	ft
H962208		50	12	12,7	0.50	23,8	0.94	70,0	1000	275	4000	0,51	0.34		50
H962208-		100	12	12,7	0.50	23,8	0.94	70,0	1000	275	4000	0,51	0.34		100
H962212		50	19	19,0	0.75	30,2	1.19	70,0	1000	275	4000	0,65	0.44		50
H962212-*		100	19	19,0	0.75	30,2	1.19	70,0	1000	275	4000	0,65	0.44		100
H962216		50	25	25,4	1.00	38,1	1.50	60,0	850	235	3400	0,91	0.61		50
H962216-*		100	25	25,4	1.00	38,1	1.50	60,0	850	235	3400	0,91	0.61		100
H962220		50	31	31,8	1.25	43,7	1.72	35,0	500	138	2000	1,20	0.81		50
H962220-*		100	31	31,8	1.25	43,7	1.72	35,0	500	138	2000	1,20	0.81		100
H962224		50	38	38,1	1.50	53,9	2.12	35,0	500	138	2000	2,23	1.50		50
H962224-		100	38	38,1	1.50	53,9	2.12	35,0	500	138	2000	2,23	1.50		100
H962232		50	51	50,8	2.00	67,4	2.65	35,0	500	138	2000	3,03	2.04		50
H962232-*		100	51	50,8	2.00	67,4	2.65	35,0	500	138	2000	3,03	2.04		100

\* 150 ft. length available

# Air and Multipurpose

## Medium Pressure

 Refer to warnings and safety information on pages 0-1 – 0-16.

Use of damaged hose or improper use may result in bodily injury or property damage. Please consult Eaton catalog or Technical Support for proper application.

### H6002

### BULLDOG™ Air



#### Construction:

**Tube:** Nitrile

#### Reinforcement:

.50" - 1.00" 2-fiber braid  
1.25" - 3.00" 2-fiber ply

#### Cover:

.50" - 1.00" pin-pricked neoprene  
1.25" - 3.00" pin-pricked vinyl nitrile

#### Operating Temperature:

-40°C to +93°C  
(-40°F to +200°F)

#### Application:

- Power operated drills, boring and mining equipment
- Provide power to air-operated equipment







#### Markets:

- Metal working
- Construction
- Mining
- Forest industry

#### Type of Couplings:

- Eaton "U" Series
- Eaton "Z" Series
- Boss
- Ground joint
- Air hammer
- Air king
- Eaton quick disconnect


Contact coupling manufacturer for attachment procedure and other coupling recommendations

# Part No.			 Hose I.D.			 Hose O.D.		 Max Operating Pressure		 Burst Pressure		 Weight		 Length	
	mtr	ft	DN	mm	in	mm	in	bar	psi	bar	psi	kg/m	lbs/ft	mtr	ft
H600208		50	12	12,7	0.50	23,0	0.91	28,0	400	110	1600	0,46	0.31		50
H600208-*		100	12	12,7	0.50	23,0	0.91	28,0	400	110	1600	0,46	0.31		100
H600212		50	19	19,0	0.75	30,2	1.19	28,0	400	110	1600	0,68	0.46		50
H600212-		100	19	19,0	0.75	30,2	1.19	28,0	400	110	1600	0,68	0.46		100
H600216		50	25	25,4	1.00	38,1	1.50	28,0	400	110	1600	1,00	0.67		50
H600216-		100	25	25,4	1.00	38,1	1.50	28,0	400	110	1600	1,00	0.67		100
H600220		50	31	31,8	1.25	46,0	1.81	28,0	400	110	1600	1,28	0.86		50
H600220-		100	31	31,8	1.25	46,0	1.81	28,0	400	110	1600	1,28	0.86		100
H600224		50	38	38,1	1.50	52,4	2.06	28,0	400	110	1600	1,47	0.99		50
H600224-		100	38	38,1	1.50	52,4	2.06	28,0	400	110	1600	1,47	0.99		100
H600232		50	51	50,8	2.00	66,7	2.63	20,7	300	83	1200	1,89	1.27		50
H600232-		100	51	50,8	2.00	66,7	2.63	20,7	300	83	1200	1,89	1.27		100
H600248-		150	80	76,2	3.00	90,5	3.56	13,8	200	55	800	2,86	1.92		150

\* 150 ft. length available

# Air and Multipurpose

## Medium Pressure

 Refer to warnings and safety information on pages 0-1 – 0-16.

Use of damaged hose or improper use may result in bodily injury or property damage. Please consult Eaton catalog or Technical Support for proper application.

### EHA502

### Heavy Duty Air



#### Construction:

**Tube:** Oil-mist resistant synthetic rubber

**Reinforcement:** High-tensile synthetic textile

**Cover:** Abrasion, ozone, and weather resistant synthetic rubber

#### Operating Temperature:

-25°C to +70°C  
(-13°F to +158°F)

#### Application:

- Heavy-duty air service







#### Markets:

- Construction
- Mining
- Oil and gas exploration
- Drilling equipment
- Rental industry
- Steel
- Quarries

#### Type of Couplings:

- Boss male
- Ground joint female
- Air hammer
- Air king
- Eaton quick disconnect


Contact coupling manufacturer for attachment procedure and other coupling recommendations

# Part No.			 Hose I.D.			 Hose O.D.		 Max Operating Pressure		 Burst Pressure		 Weight		 Length	
	mtr	ft	DN	mm	in	mm	in	bar	psi	bar	psi	kg/m	lbs/ft	mtr	ft
EHA502-08YW-	MXX	100	12	12,7	0.50	23,0	0.91	28,0	400	83,0	1200	0,38	0.26	40-61	100
EHA502-10YW-	MXX	100	16	15,9	0.62	26,0	1.02	28,0	400	83,0	1200	0,45	0.30	40-61	100
EHA502-12YW-	MXX	100	19	19,0	0.75	30,0	1.18	28,0	400	83,0	1200	0,57	0.38	40-61	100
EHA502-16YW-	MXX	100	25	25,4	1.00	37,0	1.46	28,0	400	83,0	1200	0,72	0.48	40-61	100
EHA502-20YW-	MXX	100	31	31,8	1.25	44,0	1.73	28,0	400	83,0	1200	0,95	0.64	40-61	100
EHA502-24YW-	MXX	100	38	38,1	1.50	51,0	2.01	28,0	400	83,0	1200	1,21	0.81	40-61	100
EHA502-28YW-	MXX	100	45	44,5	1.75	60,0	2.36	28,0	400	83,0	1200	1,66	1.12	40-61	100
EHA502-32YW-	MXX	100	51	50,8	2.00	66,0	2.60	28,0	400	83,0	1200	1,83	1.23	40-61	100
EHA502-40YW-	MXX	100	60	63,5	2.50	80,0	3.15	28,0	400	83,0	1200	2,51	1.68	40-61	100
EHA502-48YW-	MXX	100	80	76,2	3.00	92,0	3.62	28,0	400	83,0	1200	2,79	1.87	40-61	100
EHA502-64YW-	MXX	100	102	101,6	4.00	118,0	4.65	28,0	400	83,0	1200	3,53	2.37	40-61	100

\* Product also available in BK Black

# Air and Multipurpose

## Medium Pressure

 Refer to warnings and safety information on pages 0-1 – 0-16.

Use of damaged hose or improper use may result in bodily injury or property damage. Please consult Eaton catalog or Technical Support for proper application.

### EHA501

### Medium Duty Air

TS 745 - EN ISO 2398 Type 4 Class A



#### Construction:

**Tube:** Oil-mist resistant synthetic rubber

**Reinforcement:** High-tensile synthetic textile

**Cover:** Abrasion, ozone, and weather resistant synthetic rubber

#### Operating Temperature:

-25°C to +70°C  
(-13°F to +158°F)

#### Application:

- Medium duty air service

#### Markets:

- Construction
- Mining
- Oil and gas exploration
- Drilling equipment
- Rental industry
- Steel
- Quarries

#### Type of Couplings:

- Boss male
- Ground joint female
- Air hammer
- Air king
- Eaton quick disconnect


Contact coupling manufacturer for attachment procedure and other coupling recommendations

# Part No.			Hose I.D.			Hose O.D.		Max Operating Pressure		Burst Pressure		Weight		Length	
			DN	mm	in	mm	in	bar	psi	bar	psi	kg/m	lbs/ft	mtr	ft
EHA501-08YW-	MXX	100	12	12,7	0.50	22,0	0.87	20,7	300	62,0	900	0,33	0.22	40-61	100
EHA501-10YW-	MXX	100	16	15,9	0.62	25,0	0.98	20,7	300	62,0	900	0,37	0.25	40-61	100
EHA501-12YW-	MXX	100	19	19,0	0.75	29,0	1.14	20,7	300	62,0	900	0,50	0.33	40-61	100
EHA501-16YW-	MXX	100	25	25,4	1.00	36,0	1.42	20,7	300	62,0	900	0,67	0.45	40-61	100
EHA501-20YW-	MXX	100	31	31,8	1.25	44,0	1.73	20,7	300	62,0	900	0,96	0.64	40-61	100
EHA501-24YW-	MXX	100	38	38,1	1.50	51,0	2.01	20,7	300	62,0	900	1,18	0.79	40-61	100
EHA501-28YW-	MXX	100	45	44,5	1.75	60,0	2.36	20,7	300	62,0	900	1,63	1.10	40-61	100
EHA501-32YW-	MXX	100	51	50,8	2.00	65,0	2.56	20,7	300	62,0	900	1,66	1.11	40-61	100
EHA501-40YW-	MXX	100	60	63,5	2.50	80,0	3.15	20,7	300	62,0	900	2,45	1.65	40-61	100
EHA501-48YW-	MXX	100	80	76,2	3.00	92,0	3.62	20,7	300	62,0	900	2,65	1.78	40-61	100
EHA501-64YW-	MXX	100	102	101,6	4.00	118,0	4.65	20,7	300	62,0	900	3,81	2.56	40-61	100

\* Product also available in BK Black

# Air and Multipurpose

## Medium Pressure

 Refer to warnings and safety information on pages 0-1 – 0-16.

Use of damaged hose or improper use may result in bodily injury or property damage. Please consult Eaton catalog or Technical Support for proper application.

### EHA506

### Anti-static Medium Duty Air



#### Construction:

**Tube:** Anti-static synthetic rubber

**Reinforcement:** High-tensile synthetic textile

**Cover:** Abrasion, ozone, and weather resistant synthetic rubber

#### Operating Temperature:

-25°C to +70°C  
(-13°F to +158°F)

#### Application:

- Light duty air service
- Pneumatic tools







#### Markets:

- Construction
- Mining
- Rental industry
- Oil and gas exploration
- In-plant air service

#### Type of Couplings:

- Eaton quick disconnect
- Male barbed inserts

Contact coupling manufacturer for attachment procedure and other coupling recommendations

# Part No.			 Hose I.D.			 Hose O.D.		 Max Operating Pressure		 Burst Pressure		 Weight		 Length	
			DN	mm	in	mm	in	bar	psi	bar	psi	kg/m	lbs/ft	mtr	ft
EHA506-04BK-	M100	300	6	6,4	0.25	12	0.47	20,7	300	62,0	900	0,13	0.09	100	300
EHA506-05BK-	M100	300	8	7,9	0.31	15	0.59	20,7	300	62,0	900	0,19	0.13	100	300
EHA506-06BK-	M100	300	10	9,5	0.38	17	0.67	20,7	300	62,0	900	0,22	0.15	100	300
EHA506-08BK-	M100	300	12	12,7	0.50	21	0.83	20,7	300	62,0	900	0,31	0.21	100	300
EHA506-10BK-	M100	300	16	15,9	0.62	25	0.98	20,7	300	62,0	900	0,42	0.28	100	300
EHA506-12BK-	M100	300	19	19,0	0.75	29	1.14	20,7	300	62,0	900	0,53	0.36	100	300
EHA506-16BK-	M100	300	25	25,4	1.00	36	1.42	20,7	300	62,0	900	0,75	0.50	100	300


\* Product sold in bales with maximum three cut lengths in each bale

\*\* Product also available in YW-Yellow



# Air and Multipurpose

## Medium Pressure

 Refer to warnings and safety information on pages 0-1 – 0-16.

Use of damaged hose or improper use may result in bodily injury or property damage. Please consult Eaton catalog or Technical Support for proper application.

### EHA505

### Medium Duty Air



#### Construction:

**Tube:** Oil-mist resistant synthetic rubber

**Reinforcement:** High-tensile synthetic textile

**Cover:** Abrasion, ozone, and weather resistant synthetic rubber

#### Operating Temperature:

-25°C to +70°C  
(-13°F to +158°F)

#### Application:

- Light duty air service
- Pneumatic tools

#### Markets:

- Construction
- Mining
- Rental industry
- Oil and gas exploration
- In-plant air service

#### Type of Couplings:

- Eaton quick disconnect
- Male barbed inserts

Contact coupling manufacturer for attachment procedure and other coupling recommendations


# Part No.	Hose I.D.		Hose O.D.		Max Operating Pressure		Burst Pressure		Weight		Length				
	mtr	ft	DN	mm	in	mm	in	bar	psi	bar	psi	kg/m	lbs/ft	mtr	ft
EHA505-04BK-	M100	300	6	6,4	0.25	13	0.51	20,7	300	62,0	900	0,16	0.11	100	300
EHA505-05BK-	M100	300	8	7,9	0.31	15	0.59	20,7	300	62,0	900	0,20	0.13	100	300
EHA505-06BK-	M100	300	10	9,5	0.38	18	0.71	20,7	300	62,0	900	0,27	0.18	100	300
EHA505-08BK-	M100	300	12	12,7	0.50	22	0.87	20,7	300	62,0	900	0,40	0.27	100	300
EHA505-10BK-	M100	300	16	15,9	0.62	25	0.98	20,7	300	62,0	900	0,45	0.30	100	300
EHA505-12BK-	M100	300	19	19,0	0.75	29	1.14	20,7	300	62,0	900	0,59	0.40	100	300
EHA505-16BK-	M100	300	25	25,4	1.00	37	1.46	20,7	300	62,0	900	1,89	1.27	100	300

\* Product sold in bales with maximum three cut lengths in each bale

\*\* Product also available in YW-Yellow

# Air and Multipurpose

## Low Working Pressure

 Refer to warnings and safety information on pages 0-1 – 0-16.

Use of damaged hose or improper use may result in bodily injury or property damage. Please consult Eaton catalog or Technical Support for proper application.

**H9949**

**SHOCK-SAFE™**



**Construction:**

**Tube:** Nitrile (non-conductive)

**Reinforcement:** 2-fiber braid

**Cover:** Vinyl nitrile (non-conductive)

**Operating Temperature:**

-40°C to +82°C  
(-40°F to +180°F)

**Application:**

- Air and water transfer where hose must be non-conductive







**Markets:**

- Oil and gas exploration
- Steel and metal
- Mining
- In-plant service

**Type of Couplings:**


- Eaton “U” Series
- Eaton “Z” Series
- TTC
- Eaton quick disconnect

Contact coupling manufacturer for attachment procedure and other coupling recommendations

# Part No.			 Hose I.D.			 Hose O.D.		 Max Operating Pressure		 Burst Pressure		 Weight		 Length	
			DN	mm	in	mm	in	bar	psi	bar	psi	kg/m	lbs/ft	mtr	ft
H994904-		500R	6	6,4	0.25	15,1	0.59	19,0	275	75,0	1100	0,22	0.15		500
H994906-		500R	10	9,5	0.38	18,3	0.72	19,0	275	75,0	1100	0,28	0.19		500
H994908-		500R	12	12,7	0.50	22,2	0.88	19,0	275	75,0	1100	0,40	0.27		500
H994912-		500R	19	19,0	0.75	29,4	1.16	19,0	275	75,0	1100	0,61	0.41		500
H994916-		300R	25	25,4	1.00	36,5	1.44	19,0	275	75,0	1100	0,95	0.64		300

# Air and Multipurpose

## Low Working Pressure

 Refer to warnings and safety information on pages O-1 – O-16.

Use of damaged hose or improper use may result in bodily injury or property damage. Please consult Eaton catalog or Technical Support for proper application.

### H1776 & H1777

### PERFECTION™ 300



#### Construction:

**Tube:** Nitrile (RMA Class A)

#### Reinforcement:

H1777 1-fiber braid

H1776 2-fiber braid

**Cover:** Vinyl nitrile

#### Operating Temperature:

-40°C to +82°C  
(-40°F to +180°F)

#### Application:

- For air and water transfer
- Air tools







#### Markets:

- Construction
- Mining
- General industry
- In-plant air service
- Food processing

#### Type of Couplings:

- Eaton “U” Series
- Eaton “Z” Series
- Long shank
- Eaton quick disconnect

Contact coupling manufacturer for attachment procedure and other coupling recommendations


# Part No.	 Hose I.D.					 Hose O.D.		 Max Operating Pressure		 Burst Pressure		 Weight		 Length	
	mtr	ft	DN	mm	in	mm	in	bar	psi	bar	psi	kg/m	lbs/ft	mtr	ft
H1777															
H177704-		500R	6	6,4	0.25	12,7	0.50	22,4	325	90,0	1300	0,16	0.11		500
H177705-		500R	8	7,9	0.31	15,9	0.63	22,4	325	90,0	1300	0,25	0.17		500
H177706-		500R	10	9,5	0.38	16,7	0.66	22,4	325	90,0	1300	0,25	0.17		500
H177708-		500R	12	12,7	0.50	20,6	0.81	22,4	325	90,0	1300	0,36	0.24		500

#### H1776

H177604-		500R	6	6,4	0.25	15,1	0.59	22,4	325	90,0	1300	0,22	0.15		500
H177606-		500R	10	9,5	0.38	18,3	0.72	22,4	325	90,0	1300	0,30	0.20		500
H177608-		500R	12	12,7	0.50	22,2	0.87	22,4	325	90,0	1300	0,46	0.31		500
H177610-		500R	16	15,9	0.62	25,4	1.00	22,4	325	90,0	1300	0,54	0.36		500
H177612-		500R	19	19,0	0.75	29,4	1.16	22,4	325	90,0	1300	0,65	0.44		500
H177616-		300R	25	25,4	1.00	36,5	1.44	22,4	325	90,0	1300	0,89	0.46		300
H177620-		300R	31	31,8	1.25	44,5	1.75	22,4	325	90,0	1300	0,97	0.65		300
H177624-		300R	38	38,1	1.50	50,8	2.00	22,4	325	90,0	1300	1,22	0.82		300

# Air and Multipurpose

## Low Working Pressure

 Refer to warnings and safety information on pages 0-1 – 0-16.

Use of damaged hose or improper use may result in bodily injury or property damage. Please consult Eaton catalog or Technical Support for proper application.

### H115 & H116

### PERFORMER II™



#### Construction:

**Tube:** Nitrile (RMA Class B)

#### Reinforcement:

H115 - 2-fiber braid  
H116 - 1-fiber braid

**Cover:** Vinyl nitrile

#### Operating Temperature:

-40°C to +82°C  
(-40°F to +180°F)

#### Application:

- High oil-resistant
- Air and water transfer
- Provide power to air-operated equipment
- Pneumatic tools on production line







#### Markets:

- Construction
- Forest industry
- Metal working
- Oil and gas exploration
- In-plant service
- Plastic molding
- Ship building

#### Type of Couplings:

- Eaton “U” Series
- Eaton “Z” Series
- TTC
- Boss
- Ground joint
- Eaton quick disconnect

Contact coupling manufacturer for attachment procedure and other coupling recommendations

# Part No.			 Hose I.D.			 Hose O.D.		 Max Operating Pressure		 Burst Pressure		 Weight		 Length	
	mtr	ft	DN	mm	in	mm	in	bar	psi	bar	psi	kg/m	lbs/ft	mtr	ft
H11504-		550R	6	6,4	0.25	14,8	0.58	20,7	300	83,0	1200	0,15	0.10		550
H11505-*		550R	8	7,9	0.31	16,7	0.66	20,7	300	83,0	1200	0,21	0.14		550
H11506-*		550R	10	9,5	0.38	18,1	0.71	20,7	300	83,0	1200	0,28	0.19		550
H11508-*		550R	12	12,7	0.50	22,2	0.88	20,7	300	83,0	1200	0,40	0.27		550
H11512-*		550R	19	19,0	0.75	29,4	1.16	20,7	300	83,0	1200	0,61	0.41		550
H11516-*		300R	25	25,4	1.00	36,5	1.44	15,5	225	62,0	900	0,68	0.46		300
H11520-*		300R	31	31,8	1.25	44,5	1.75	15,5	225	62,0	900	0,97	0.65		300
H11524-*		300R	38	38,1	1.50	50,8	2.00	15,5	225	62,0	900	1,22	0.82		300

#### H116


H11604-		550R	6	6,4	0.25	12,7	0.50	15,5	225	62,0	900	0,12	0.08		550
H11605-		550R	8	7,9	0.31	15,9	0.63	15,5	225	62,0	900	0,19	0.13		550
H11606-		550R	10	9,5	0.38	16,7	0.66	15,5	225	62,0	900	0,19	0.13		550
H11608-		550R	12	12,7	0.50	20,6	0.81	15,5	225	62,0	900	0,25	0.17		550

\* 50 ft. length available

\*\* Maximum three cut lengths on each reel and product packaging will vary +/- 10 %

# Air and Multipurpose

## Low Working Pressure

 Refer to warnings and safety information on pages 0-1 – 0-16.

Use of damaged hose or improper use may result in bodily injury or property damage. Please consult Eaton catalog or Technical Support for proper application.

### H201

### EASY COUPLE™



#### Construction:

**Tube:** Vinyl Nitrile (RMA Class A)

**Reinforcement:** 1-braid fiber

**Cover:** (BK) Neoprene (MSHA Approved)  
(BU,GN, GY, RD,YW) Vinyl nitrile

#### Operating Temperature:

-40°C to +100°C  
(-40°F to +212°F)

#### Application:







- Air and water transfer
- Pneumatic tools
- Air tools

#### Markets:

- Oil and gas exploration
- Construction
- Mining
- Plastic molding

#### Type of Couplings:


- Aeroquip® socketless
- Push-on couplings
- Eaton “B” Series
- Eaton quick disconnect

# Part No.			 Hose I.D.			 Hose O.D.		 Max Operating Pressure		 Burst Pressure		 Weight		 Length	
	mtr	ft	DN	mm	in	mm	in	bar	psi	bar	psi	kg/m	lbs/ft	mtr	ft
H20104XX		50	6	6,4	0.25	12,7	0.50	21,0	300	84,0	1200	0,13	0.09		50
H20104XX-**		250R	6	6,4	0.25	12,7	0.50	21,0	300	84,0	1200	0,13	0.09		250
H20104XX-		500R	6	6,4	0.25	12,7	0.50	21,0	300	84,0	1200	0,13	0.09		500
H20106XX		50	10	9,5	0.38	16,7	0.66	21,0	300	84,0	1200	0,19	0.13		50
H20106XX-**		250R	10	9,5	0.38	16,7	0.66	21,0	300	84,0	1200	0,19	0.13		250
H20106XX		500R	10	9,5	0.38	16,7	0.66	21,0	300	84,0	1200	0,19	0.13		500
H20108XX		50	12	12,7	0.50	19,2	0.76	21,0	300	84,0	1200	0,22	0.15		50
H20108XX-**		250R	12	12,7	0.50	19,2	0.76	21,0	300	84,0	1200	0,22	0.15		250
H20108XX-		500R	12	12,7	0.50	19,2	0.76	21,0	300	84,0	1200	0,22	0.15		500
H20110XX		50	16	15,9	0.62	23,6	0.93	21,0	300	84,0	1200	0,34	0.23		50
H20110XX-		250R	16	15,9	0.62	23,6	0.93	21,0	300	84,0	1200	0,34	0.23		250
H20112XX		50	19	19,0	0.75	26,3	1.04	21,0	300	84,0	1200	0,39	0.26		50
H20112XX-		250R	19	19,0	0.75	26,3	1.04	21,0	300	84,0	1200	0,39	0.26		250
H20116XX		50	25	25,4	1.00	34,9	1.38	14,0	200	55,0	800	0,57	0.38		50
H20116XX-		250R	25	25,4	1.00	34,9	1.38	14,0	200	55,0	800	0,57	0.38		250

\* All sizes available in Black, Blue and Red    \*\*Green, Gray and Yellow available

# Air and Multipurpose

## Low Working Pressure

 Refer to warnings and safety information on pages 0-1 – 0-16.

Use of damaged hose or improper use may result in bodily injury or property damage. Please consult Eaton catalog or Technical Support for proper application.

### H265

### ULTRAFORCE™



#### Construction:

**Tube:** Modified vinyl

**Reinforcement:**  
2-spiral fiber

**Cover:** Pin-pricked modified rubber

#### Application:

- For transfer of air and water
- Air tools
- Lubricated air

#### Markets:

- Construction
- Mining
- General industry
- In-plant air service
- Food processing

#### Type of Couplings:

- Eaton “E” Series
- Eaton “P” Series
- Eaton “Z” Series
- Barbed inserts
- Quick acting or long shank
- Eaton quick disconnect

#### Operating Temperature:

-23°C to +65°C  
(-10°F to +150°F)


Contact coupling manufacturer for attachment procedure and other coupling recommendations

# Part No.	Hose I.D.		Hose O.D.		Max Operating Pressure		Burst Pressure		Weight		Length				
	mtr	ft	DN	mm	in	mm	in	bar	psi	bar	psi	kg/m	lbs/ft	mtr	ft
H26504BU-		600R	6	6,4	0.25	12,7	0.50	24,0	350	97,0	1400	0,13	0.09		600
H26506BU-		600R	10	9,5	0.38	16,3	0.64	24,0	350	97,0	1400	0,18	0.12		600
H26508BU-		500R	12	12,7	0.50	19,8	0.78	20,7	300	83,0	1200	0,25	0.17		500
H26510BU-		500R	16	15,9	0.62	22,2	0.87	17,2	250	70,0	1000	0,30	0.20		500
H26512BU-		500R	19	19,0	0.75	26,9	1.06	17,2	250	70,0	1000	0,39	0.26		500
H26516BU-		200R	25	25,4	1.00	33,3	1.31	13,8	200	55,0	800	0,52	0.35		200
H26520BU-		100	31	31,8	1.25	42,9	1.69	10,5	150	41,0	600	0,91	0.61		100
H26524BU-		100	38	38,1	1.50	49,2	1.94	10,5	150	41,0	600	1,09	0.73		100
H26532BU-		100	51	50,8	2.00	63,5	2.50	8,5	125	35,0	500	1,56	1.05		100

\*Additional colors available \*\* Additional lengths available on select items

# Air and Multipurpose

## Low Working Pressure

 Refer to warnings and safety information on pages 0-1 – 0-16.

Use of damaged hose or improper use may result in bodily injury or property damage. Please consult Eaton catalog or Technical Support for proper application.

### H275

### POLYFORCE II™



#### Construction:

**Tube:** PVC

**Reinforcement:** 2-spiral fiber

**Cover:** Pin-pricked PVC

#### Operating Temperature:

-23°C to +65°C  
(-10°F to +150°F)

#### Application:

- For transfer of air and water
- Air tools
- Lubricated air







#### Markets:

- Construction
- Mining
- General industry
- In-plant air service
- Food processing

#### Type of Couplings:

- Eaton "E" Series
- Eaton "P" Series
- Eaton "Z" Series
- Barbed inserts
- Quick acting or long shank
- Eaton quick disconnect


Contact coupling manufacturer for attachment procedure and other coupling recommendations

# Part No.			 Hose I.D.			 Hose O.D.		 Max Operating Pressure		 Burst Pressure		 Weight		 Length	
	mtr	ft	DN	mm	in	mm	in	bar	psi	bar	psi	kg/m	lbs/ft	mtr	ft
H27504RD-*		600R	6	6,4	0.25	12,7	0.50	17,2	250	70,0	1000	0,10	0.07		600
H27506RD-*		600R	10	9,5	0.38	15,9	0.62	17,2	250	70,0	1000	0,18	0.12		600
H27508RD-*		500R	12	12,7	0.50	19,1	0.75	17,2	250	70,0	1000	0,22	0.15		500
H27510RD-		500R	16	15,9	0.62	22,6	0.89	17,2	250	70,0	1000	0,28	0.19		500
H27512RD-		500R	19	19,0	0.75	26,2	1.03	17,2	250	70,0	1000	0,34	0.23		500
H27516RD-		200R	25	25,4	1.00	33,3	1.31	13,8	200	55,0	800	0,51	0.34		200
H27520RD-		100	31	31,8	1.25	42,9	1.69	13,8	200	55,0	800	0,77	0.52		100
H27524RD-		100	38	38,1	1.50	49,2	1.94	13,8	200	55,0	800	0,91	0.61		100
H27532RD-		100	51	50,8	2.00	63,5	2.50	8,5	125	26,0	375	1,35	0.91		100

\* Additional colors available \*\* Additional lengths available on select items

# Air and Multipurpose

## Low Working Pressure

 Refer to warnings and safety information on pages 0-1 – 0-16.

Use of damaged hose or improper use may result in bodily injury or property damage. Please consult Eaton catalog or Technical Support for proper application.

### H1812

### Industrial Air/Water



#### Construction:

- Tube:** EPDM rubber
- Reinforcement:** 2-fiber braid
- Cover:** EPDM rubber

#### Operating Temperature:

-40°C to +82°C  
(-40°F to +180°F)

#### Application:

- For transfer of air and water
- Pneumatic tools
- For spraying water-based fertilizers and pesticides







#### Markets:

- Metal working
- Construction
- Mining
- Oil and gas exploration
- In-plant service
- Agriculture

#### Type of Couplings:

- Eaton “U” Series
- Eaton “Z” Series
- Barbed inserts
- Eaton quick disconnect


Contact coupling manufacturer for attachment procedure and other coupling recommendations

# Part No.			 Hose I.D.			 Hose O.D.		 Max Operating Pressure		 Burst Pressure		 Weight		 Length	
	mtr	ft	DN	mm	in	mm	in	bar	psi	bar	psi	kg/m	lbs/ft	mtr	ft
H181204-		500R	6	6,4	0.25	15,1	0.59	19,0	275	75,0	1100	0,18	0.12		500
H181206-		500R	10	9,5	0.38	18,3	0.72	19,0	275	75,0	1100	0,27	0.18		500
H181208-		500R	12	12,7	0.50	22,2	0.87	17,2	250	70,0	1000	0,34	0.23		500
H181210-		500R	16	15,9	0.62	25,4	1.00	17,2	250	70,0	1000	0,42	0.28		500
H181212-		500R	19	19,0	0.75	29,4	1.16	17,2	250	70,0	1000	0,49	0.33		500
H181216-		300R	25	25,4	1.00	36,5	1.44	17,2	250	70,0	1000	0,68	0.46		300
H181220-		300R	31	31,8	1.25	44,5	1.75	17,2	250	70,0	1000	0,89	0.60		300
H181224-		300R	38	38,1	1.50	50,8	2.00	17,2	250	70,0	1000	1,08	0.73		300



# Air and Multipurpose

## Low Working Pressure

 Refer to warnings and safety information on pages 0-1 – 0-16.

Use of damaged hose or improper use may result in bodily injury or property damage. Please consult Eaton catalog or Technical Support for proper application.

### EHA503

### Light Duty Air

TS 745 EN ISO 2398 Type 1 - Class A



#### Construction:

**Tube:** Oil-mist resistant SBR blend rubber

**Reinforcement:** High-tensile synthetic textile

**Cover:** Abrasion, ozone, and weather resistant synthetic rubber

#### Application:

- Light duty air service
- Pneumatic tools

#### Markets:

- Construction
- Mining
- Rental industry
- Oil and gas exploration
- In-plant air service

#### Type of Couplings:

- Boss
- Ground joint
- Air hammer
- Air king
- Eaton quick disconnect

Contact coupling manufacturer for attachment procedure and other coupling recommendations


#### Operating Temperature:

-25°C to +70°C  
(-13°F to +158°F)

# Part No.			Hose I.D.			Hose O.D.		Max Operating Pressure		Burst Pressure		Weight		Length	
			DN	mm	in	mm	in	bar	psi	bar	psi	kg/m	lbs/ft	mtr	ft
EHA503-08BK-	MXX	100	12	12,7	0.50	22,0	0.87	10,5	150	41,0	600	0,40	0.27	40-61	100
EHA503-10BK-	MXX	100	16	15,9	0.62	25,0	0.98	10,5	150	41,0	600	0,44	0.30	40-61	100
EHA503-12BK-	MXX	100	19	19,0	0.75	29,0	1.14	10,5	150	41,0	600	0,56	0.38	40-61	100
EHA503-16BK-	MXX	100	25	25,4	1.00	36,0	1.42	10,5	150	41,0	600	0,66	0.44	40-61	100
EHA503-20BK-	MXX	100	31	31,8	1.25	44,0	1.73	10,5	150	41,0	600	1,05	0.71	40-61	100
EHA503-24BK-	MXX	100	38	38,1	1.50	51,0	2.01	10,5	150	41,0	600	1,34	0.90	40-61	100
EHA503-28BK-	MXX	100	45	44,5	1.75	57,0	2.24	10,5	150	41,0	600	1,43	0.96	40-61	100
EHA503-32BK-	MXX	100	51	50,8	2.00	63,0	2.48	10,5	150	41,0	600	1,62	1.09	40-61	100
EHA503-40BK-	MXX	100	60	63,5	2.50	78,0	3.07	10,5	150	41,0	600	2,37	1.59	40-61	100
EHA503-48BK-	MXX	100	80	76,2	3.00	92,0	3.62	10,5	150	41,0	600	3,07	2.06	40-61	100
EHA503-64BK-	MXX	100	102	101,6	4.00	117,0	4.64	10,5	150	41,0	600	3,83	2.57	40-61	100

# Air and Multipurpose

## Low Working Pressure

 Refer to warnings and safety information on pages 0-1 – 0-16.

Use of damaged hose or improper use may result in bodily injury or property damage. Please consult Eaton catalog or Technical Support for proper application.

### EHA504

### Light Duty Air



#### Construction:

**Tube:** Oil-mist resistant synthetic rubber

**Reinforcement:** High-tensile synthetic textile

**Cover:** Abrasion, ozone, and weather resistant synthetic rubber

#### Application:

- Light duty air service
- Pneumatic tools

#### Markets:

- Construction
- Mining
- Rental industry
- Oil and gas exploration
- In-plant air service







#### Type of Couplings:

- Eaton quick disconnect
- Male barbed inserts

Contact coupling manufacturer for attachment procedure and other coupling recommendations

#### Operating Temperature:


-25°C to +70°C  
(-13°F to +158°F)

# Part No.			 Hose I.D.			 Hose O.D.		 Max Operating Pressure		 Burst Pressure		 Weight		 Length	
			DN	mm	in	mm	in	bar	psi	bar	psi	kg/m	lbs/ft	mtr	ft
EHA504-03BK-	M100	300	5	4,8	0.19	10	0.39	10,5	150	41,0	600	0,10	0.07	100	300
EHA504-04BK-	M100	300	6	6,5	0.25	11	0.43	10,5	150	41,0	600	0,11	0.07	100	300
EHA504-05BK-	M100	300	8	7,9	0.31	14	0.55	10,5	150	41,0	600	0,16	0.11	100	300
EHA504-06BK-	M100	300	10	9,5	0.38	16	0.63	10,5	150	41,0	600	0,19	0.13	100	300
EHA504-08BK-	M100	300	12	12,7	0.50	19	0.75	10,5	150	41,0	600	0,24	0.16	100	300
EHA504-10BK-	M100	300	16	15,9	0.62	23	0.91	10,5	150	41,0	600	0,34	0.23	100	300
EHA504-12BK-	M100	300	19	19,0	0.75	27	1.06	10,5	150	41,0	600	0,44	0.30	100	300
EHA504-16BK-	M100	300	25	25,4	1.00	34	1.34	10,5	150	41,0	600	0,64	0.43	100	300

Product also available in YW–Yellow

# Air and Multipurpose

## General Air and Water

 Refer to warnings and safety information on pages 0-1 – 0-16.

Use of damaged hose or improper use may result in bodily injury or property damage. Please consult Eaton catalog or Technical Support for proper application.

### H1981 & H1982

### MARATHONER™ – Non-Conductive



#### Construction:

**Tube:** Nitrile blend

**Reinforcement:** 2- or 4-fiber spiral

**Cover:** Pin-pricked nitrile blend

#### Operating Temperature:

-40°C to +82°C  
(-40°F to +180°F)

#### Application:

- Medium duty oil-resistant
- Air and water transfer







#### Markets:

- Construction
- Mining
- Paper industry
- Oil and gas exploration
- In-plant service

#### Type of Couplings:

- Eaton “U” Series
- Eaton “Z” Series
- TTC
- Boss
- Ground joint
- Air hammer
- Air king
- Eaton quick disconnect

Contact coupling manufacturer for attachment procedure and other coupling recommendations

# Part No.			 Hose I.D.			 Hose O.D.		 Max Operating Pressure		 Burst Pressure		 Weight		 Length	
	mtr	ft	DN	mm	in	mm	in	bar	psi	bar	psi	kg/m	lbs/ft	mtr	ft
<b>H1981</b>															
H198104RD-		600R	6	6,4	0.25	12,7	0.50	13,8	200	55,0	800	0,15	0.10	183	600
H198106RD-		600R	10	9,5	0.38	17,3	0.68	13,8	200	55,0	800	0,22	0.15	183	600
H198108RD-		600R	12	12,7	0.50	20,6	0.81	13,8	200	55,0	800	0,28	0.19	183	600
H198112RD-*		600R	19	19,0	0.75	30,2	1.19	16,0	225	62,0	900	0,55	0.37	183	600


#### H1982

H198204RD-		600R	6	6,4	0.25	15,9	0.62	20,7	300	83,0	1200	0,19	0.13	183	600
H198206RD-**		600R	10	9,5	0.38	18,3	0.72	20,7	300	83,0	1200	0,27	0.18	183	600
H198208RD-**		600R	12	12,7	0.50	25,4	1.00	20,7	300	83,0	1200	0,34	0.23	183	600
H198210RD-**		600R	16	15,9	0.62	26,2	1.03	20,7	300	83,0	1200	0,37	0.25	183	600
H198212RD-**		600R	19	19,0	0.75	30,2	1.19	20,7	300	83,0	1200	0,55	0.37	183	600
H198216RD-**		400R	25	25,4	1.00	36,5	1.44	20,7	300	83,0	1200	0,96	0.64	183	600

\*Additional packaging available \*\* Additional colors available

# Air and Multipurpose

## General Air and Water

 Refer to warnings and safety information on pages 0-1 – 0-16.

Use of damaged hose or improper use may result in bodily injury or property damage. Please consult Eaton catalog or Technical Support for proper application.

### H0105

### BOSFLEX™ A/W



#### Construction:

**Tube:** EPDM

**Reinforcement:** 4-fiber spiral, -20 & -24 2-fiber braid

**Cover:** EPDM

#### Application:

- Air and water transfer
- Spraying and conveying water based liquid fertilizers and pesticides

#### Markets:

- Construction
- Mining
- Rental industry
- Oil and gas exploration
- In-plant air service
- Agriculture
- Assembly/manufacturers
- Paper/pulp
- Ship building







#### Type of Couplings:

- Eaton “U” Series
- Barbed inserts
- Quick disconnect
- Eaton quick disconnect

Contact coupling manufacturer for attachment procedure and other coupling recommendations

#### Operating Temperature:


-40°C to +82°C  
(-40°F to +180°F)

# Part No.			 Hose I.D.			 Hose O.D.		 Max Operating Pressure		 Burst Pressure		 Weight		 Length	
	mtr	ft	DN	mm	in	mm	in	bar	psi	bar	psi	kg/m	lbs/ft	mtr	ft
H010504RD		50	6	6,4	0.25	15,6	0.62	20,7	300	83,0	1200	0,16	0.14		50
H010504RD-		600R	6	6,4	0.25	15,6	0.62	20,7	300	83,0	1200	0,16	0.14		600
H010506RD		50	10	9,5	0.38	18,0	0.71	20,7	300	83,0	1200	0,27	0.18		50
H010506RD-		600R	10	9,5	0.38	18,0	0.71	20,7	300	83,0	1200	0,27	0.18		600
H010508RD		50	12	12,7	0.50	22,1	0.87	20,7	300	83,0	1200	0,34	0.23		50
H010508RD-		600R	12	12,7	0.50	22,1	0.87	20,7	300	83,0	1200	0,34	0.23		600
H010510RD-		600R	16	15,9	0.62	25,3	1.00	20,7	300	83,0	1200	0,45	0.30		600
H010512RD *		50	19	19,0	0.75	29,1	1.15	15,5	225	62,0	900	0,55	0.37		50
H010512RD-*		600R	19	19,0	0.75	29,1	1.15	15,5	225	62,0	900	0,55	0.37		600
H010516RD *		50	25	25,4	1.00	34,7	1.37	13,8	200	55,0	800	0,89	0.60		50
H010516RD-*		600R	25	25,4	1.00	34,7	1.37	13,8	200	55,0	800	0,89	0.60		600
H010520BK-		300R	31	31,8	1.25	44,5	1.75	13,8	200	55,0	800	0,97	0.65		300
H010524BK-		300R	38	38,1	1.50	50,8	2.00	13,8	200	55,0	800	1,22	0.82		300

\*Product also available in BK-Black

# Air and Multipurpose

## General Air and Water

 Refer to warnings and safety information on pages 0-1 – 0-16.

Use of damaged hose or improper use may result in bodily injury or property damage. Please consult Eaton catalog or Technical Support for proper application.

### H0106

### BOSFLEX™ A/W



#### Construction:

**Tube:** EPDM

**Reinforcement:** 2-spiral fiber

**Cover:** EPDM

#### Operating Temperature:

-40°C to +82°C  
(-40°F to +180°F)

#### Application:

- Air and water transfer
- Spraying and conveying water-based liquid fertilizers and pesticides







#### Markets:

- Construction
- Mining
- Rental industry
- Oil and gas exploration
- In-plant air service
- Agriculture
- Assembly/manufacturers
- Paper/pulp
- Ship building

#### Type of Couplings:


- Eaton “U” Series
- Barbed inserts
- Quick disconnect
- Eaton quick disconnect

Contact coupling manufacturer for attachment procedure and other coupling recommendations

# Part No.			 Hose I.D.			 Hose O.D.		 Max Operating Pressure		 Burst Pressure		 Weight		 Length	
	mtr	ft	DN	mm	in	mm	in	bar	psi	bar	psi	kg/m	lbs/ft	mtr	ft
H010604BK-		600R	6	6,4	0.25	12,4	0.49	13,8	200	55,0	800	0,15	0.10		600
H010604RD		50	6	6,4	0.25	12,4	0.49	13,8	200	55,0	800	0,15	0.10		50
H010604RD-		600R	6	6,4	0.25	12,4	0.49	13,8	200	5,05	800	0,15	0.10		600
H010606BK-		600R	10	9,5	0.38	17,2	0.68	13,8	200	55,0	800	0,22	0.15		600
H010606RD		50	10	9,5	0.38	17,2	0.68	13,8	200	55,0	800	0,22	0.15		50
H010606RD-		600R	10	9,5	0.38	17,2	0.68	13,8	200	55,0	800	0,22	0.15		600
H010608BK-		600R	12	12,7	0.50	20,6	0.81	13,8	200	55,0	800	0,28	0.19		600
H010608RD		50	12	12,7	0.50	20,6	0.81	13,8	200	55,0	800	0,28	0.19		50
H010608RD-		600R	12	12,7	0.50	20,6	0.81	13,8	200	55,0	800	0,28	0.19		600
H010610BK-		600R	16	15,9	0.62	23,6	0.93	13,8	200	55,0	800	0,42	0.28		600
H010612RD-		600R	19	19,0	0.75	29,1	1.15	20,7	300	83,0	1200	0,60	0.40		600

# Air and Multipurpose

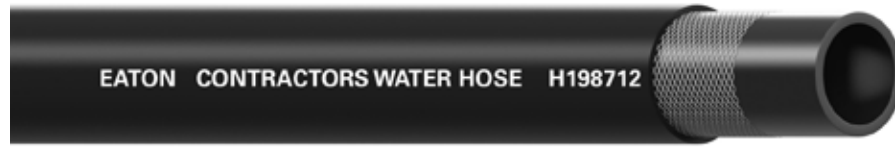
## General Air and Water

 Refer to warnings and safety information on pages 0-1 – 0-16.

Use of damaged hose or improper use may result in bodily injury or property damage. Please consult Eaton catalog or Technical Support for proper application.

### H1987

### Contractors Water



#### Construction:

- Tube:** EPDM rubber
- Reinforcement:** 2-fiber spiral
- Cover:** Pin-pricked EPDM rubber

#### Operating Temperature:

-34°C to +71°C  
(-30°F to +160°F)

#### Application:

- For transfer of water







#### Markets:

- Construction
- Agriculture
- Turf care

#### Type of Couplings:


- Barbed inserts
- Eaton quick disconnect

Contact coupling manufacturer for attachment procedure and other coupling recommendations

# Part No.			 Hose I.D.			 Hose O.D.		 Max Operating Pressure		 Burst Pressure		 Weight		 Length	
			DN	mm	in	mm	in	bar	psi	bar	psi	kg/m	lbs/ft	mtr	ft
H198710-		50	16	15,9	0.62	24,6	0.97	10,5	150	31,0	450	0,34	0.23		50
H198710-		50C	16	15,9	0.62	24,6	0.97	10,5	150	31,0	450	0,34	0.23		50C
H198710-		600R	16	15,9	0.62	24,6	0.97	10,5	150	31,0	450	0,34	0.23		600
H198712		50	19	19,0	0.75	28,6	1.13	10,5	150	31,0	450	0,45	0.30		50
H198712-		50C	19	19,0	0.75	28,6	1.13	10,5	150	31,0	450	0,45	0.30		50C
H198712-		600R	19	19,0	0.75	28,6	1.13	10,5	150	31,0	450	0,45	0.30		600

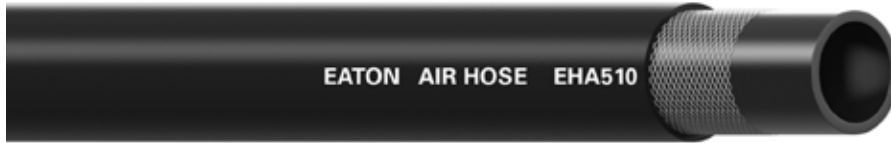
# Air and Multipurpose

## General Air and Water

 Refer to warnings and safety information on pages O-1 – O-16.

Use of damaged hose or improper use may result in bodily injury or property damage. Please consult Eaton catalog or Technical Support for proper application.

### EHA509 & EHA510 Multipurpose - EPDM



#### Construction:

**Tube:** EPDM rubber

**Reinforcement:** High-tensile synthetic textile

**Cover:** EPDM rubber

#### Operating Temperature:

-40°C to +120°C  
(-40°F to +248°F)

#### Application:

- For use with air or water
- Dust control







#### Markets:

- Construction
- Mining
- Rental industry
- Oil and gas exploration
- In-plant air service

#### Type of Couplings:

- Eaton quick disconnect
- Male barbed inserts

Contact coupling manufacturer for attachment procedure and other coupling recommendations

# Part No.			 Hose I.D.			 Hose O.D.		 Max Operating Pressure		 Burst Pressure		 Weight		 Length	
			DN	mm	in	mm	in	bar	psi	bar	psi	kg/m	lbs/ft	mtr	ft
<b>EHA509</b>	mtr	ft													
EHA509-04-	M100	300	6	6,4	0.25	11	0.43	10,5	150	31,0	450	0,03	0.02	100	300
EHA509-05-	M100	300	8	7,9	0.31	14	0.55	10,5	150	31,0	450	0,05	0.03	100	300
EHA509-06-	M100	300	10	9,7	0.38	16	0.63	10,5	150	31,0	450	0,07	0.04	100	300
EHA509-08-	M100	300	12	12,7	0.50	20	0.79	10,5	150	31,0	450	0,08	0.05	100	300
EHA509-10-	M100	300	16	15,9	0.62	23	0.91	10,5	150	31,0	450	0,10	0.07	100	300
EHA509-12-	M100	300	19	19,0	0.75	27	1.06	10,5	150	31,0	450	0,12	0.08	100	300
EHA509-16-	M100	300	25	25,4	1.00	34	1.34	10,5	150	31,0	450	0,15	0.10	100	300


#### EHA510

EHA510-04-	M100	300	6	6,4	0.25	13	0.52	20,7	300	62,0	900	0,13	0.09	100	300
EHA510-05-	M100	300	8	7,9	0.31	15	0.59	20,7	300	62,0	900	0,15	0.10	100	300
EHA510-06-	M100	300	10	9,7	0.38	18	0.71	20,7	300	62,0	900	0,21	0.14	100	300
EHA510-08-	M100	300	12	12,7	0.50	22	0.87	20,7	300	62,0	900	0,30	0.20	100	300
EHA510-10-	M100	300	16	15,9	0.62	25	0.98	20,7	300	62,0	900	0,35	0.24	100	300
EHA510-12-	M100	300	19	19,0	0.75	29	1.14	20,7	300	62,0	900	0,45	0.30	100	300
EHA510-16-	M100	300	25	25,4	1.00	37	1.46	20,7	300	62,0	900	0,69	0.46	100	300

\*Product sold in bales with maximum three cut lengths in each bale.

# Air and Multipurpose

## General Air and Water

 Refer to warnings and safety information on pages 0-1 – 0-16.

Use of damaged hose or improper use may result in bodily injury or property damage. Please consult Eaton catalog or Technical Support for proper application.

### EHA507 & EHA508 Multipurpose



#### Construction:

**Tube:** Synthetic rubber  
**Reinforcement:** High-tensile synthetic textile  
**Cover:** Abrasion, ozone, and weather resistant synthetic rubber

#### Application:

- For use with air or water

#### Markets:

- Construction
- Mining
- Rental industry
- Oil and gas exploration
- In-plant air service







#### Type of Couplings:

- Eaton quick disconnect
- Male barbed inserts

Contact coupling manufacturer for attachment procedure and other coupling recommendations

#### Operating Temperature:

-40°C to +70°C  
 (-40°F to +158°F)

# Part No.			 Hose I.D.			 Hose O.D.		 Max Operating Pressure		 Burst Pressure		 Weight		 Length	
	mtr	ft	DN	mm	in	mm	in	bar	psi	bar	psi	kg/m	lbs/ft	mtr	ft
<b>EHA507</b>															
EHA507-04BK-	M100	300	6	6,4	0.25	11	0.43	10,5	150	31,0	450	0,08	0.05	100	300
EHA507-05BK-	M100	300	8	7,9	0.31	14	0.55	10,5	150	31,0	450	0,12	0.08	100	300
EHA507-06BK-	M100	300	10	9,7	0.38	16	0.63	10,5	150	31,0	450	0,15	0.10	100	300
EHA507-08BK-	M100	300	12	12,7	0.50	20	0.79	10,5	150	31,0	450	0,22	0.15	100	300
EHA507-10BK-	M100	300	16	15,9	0.62	23	0.91	10,5	150	31,0	450	0,26	0.18	100	300
EHA507-12BK-	M100	300	19	19,0	0.75	27	1.06	10,5	150	31,0	450	0,34	0.23	100	300
EHA507-16BK-	M100	300	25	25,4	1.00	34	1.34	10,5	150	31,0	450	0,49	0.33	100	300

#### EHA508

EHA508-04BK-	M100	300	6	6,4	0.25	13	0.52	20,7	300	62,0	900	0,13	0.09	100	300
EHA508-05BK-	M100	300	8	7,9	0.31	15	0.59	20,7	300	62,0	900	0,15	0.10	100	300
EHA508-06BK-	M100	300	10	9,7	0.38	18	0.71	20,7	300	62,0	900	0,21	0.14	100	300
EHA508-08BK-	M100	300	12	12,7	0.50	22	0.87	20,7	300	62,0	900	0,30	0.20	100	300
EHA508-10BK-	M100	300	16	15,9	0.62	25	0.98	20,7	300	62,0	900	0,35	0.24	100	300
EHA508-12BK-	M100	300	19	19,0	0.75	29	1.14	20,7	300	62,0	900	0,45	0.30	100	300
EHA508-16BK-	M100	300	25	25,4	1.00	37	1.46	20,7	300	62,0	900	0,69	0.46	100	300

\*Product sold in bales with maximum three cut lengths in each bale \*\* Product also available in BU-Blue, GY-Gray or YW-Yellow



## EHW028

## Heavy Duty MSHA Mine Spray



### Construction:

**Tube:** Oil-mist resistant nitrile blend

**Reinforcement:** High-tensile steel wire

**Cover:** Pin-pricked neoprene blend

### Operating Temperature:

-35°C to +100°C  
(-31°F to +212°F)

### Application:

- High pressure air in mines








### Markets:

- Mining
- Construction
- Equipment rental

### Type of Couplings:


- Male NPT
- Eaton quick disconnect

Contact coupling manufacturer for attachment procedure and other coupling recommendations

# Part No.			 Hose I.D.			 Hose O.D.		 Max Operating Pressure		 Burst Pressure		 Minimum Bend Radius		 Weight		 Length	
	mtr	ft	DN	mm	in	mm	in	bar	psi	bar	psi	mm	in	kg/m	lbs/ft	mtr	ft
EHW028-08-	MXX	100	12	12,7	0.50	24,4	0.94	70,0	1000	207	3000	150	5.91	0,60	0.40	40-61	50, 100
EHW028-12-	MXX	100	19	19,0	0.75	28,0	1.10	70,0	1000	207	3000	203	9.06	0,61	0.41	40-61	50, 100
EHW028-16-	MXX	100	25	25,4	1.00	34,3	1.35	70,0	1000	207	3000	305	12.01	0,82	0.55	40-61	50, 100
EHW028-20-	MXX	100	31	31,8	1.25	41,4	1.63	70,0	1000	207	3000	385	15.16	1,10	0.74	40-61	50, 100
EHW028-24-	MXX	100	38	38,1	1.50	48,0	1.89	70,0	1000	207	3000	455	17.91	1,41	0.95	40-61	50, 100
EHW028-32-	MXX	100	51	50,8	2.00	62,0	2.44	70,0	1000	207	3000	610	24.02	2,19	1.47	40-61	50, 100
EHW028-40-	MXX	100	60	63,5	2.50	82,0	3.23	70,0	1000	207	3000	765	30.12	3,93	2.64	40-61	50, 100

# Air and Multipurpose

## Specialty

 Refer to warnings and safety information on pages 0-1 – 0-16.

Use of damaged hose or improper use may result in bodily injury or property damage. Please consult Eaton catalog or Technical Support for proper application.

### H1571

### Mineforce



#### Construction:

**Tube:** Modified vinyl

#### Reinforcement:

4-fiber spiral

**Cover:** PVC/nitrile blend

#### Operating Temperature:

-28°C to +66°C  
(-20°F to +150°F)

#### Application:

- For transfer of air and water
- For high pressure air tools

#### Markets:

- Construction
- Mining
- Food processing

#### Type of Couplings:

- Eaton “U” Series
- Eaton “Z” Series
- Long shank
- Eaton quick disconnect

Contact coupling manufacturer for attachment procedure and other coupling recommendations

# Part No.			Hose I.D.			Hose O.D.		Max Operating Pressure		Burst Pressure		Weight		Length	
			DN	mm	in	mm	in	bar	psi	bar	psi	kg/m	lbs/ft	mtr	ft
H157112		50	19	19,0	0.75	30,2	1.19	28	400	110	1600	0,60	.40		50
H157112-100		100	19	19,0	0.75	30,2	1.19	28	400	110	1600	0,60	.40		100

## EHA511

## Air and Dust Suction



### Construction:

**Tube:** Synthetic rubber

**Reinforcement:** Synthetic textile and steel helical wire

**Cover:** Corrugated, abrasion, ozone, and weather resistant synthetic rubber

### Operating Temperature:

-20°C to +70°C  
(-4°F to +158°F)

### Application:







- For suction of air, dust, grain, powder, etc.

### Markets:

- Construction
- In-plant service

### Type of Couplings:

Contact coupling manufacturer for attachment procedure and other coupling recommendations

# Part No.			 Hose I.D.			 Hose O.D.		 Minimum Bend Radius		 Vacuum		 Weight		 Length	
			mtr	ft	DN	mm	in	mm	in	mm	in	kPa	in/Hg	kg/m	lbs/ft
EHA511-16-	MXX	100	25	25,4	1.00	32,0	1.26	40	2.76	61	18	0,42	0.28	1-46	100
EHA511-20-	MXX	100	31	31,8	1.25	39,0	1.54	60	4.14	61	18	0,62	0.42	1-46	100
EHA511-24-	MXX	100	38	38,1	1.50	45,0	1.77	75	5.17	61	18	0,72	0.48	1-46	100
EHA511-28-	MXX	100	45	44,5	1.75	52,0	2.05	90	6.21	61	18	0,81	0.54	1-46	100
EHA511-32-	MXX	100	51	50,8	2.00	58,0	2.28	100	6.89	61	18	0,91	0.61	1-46	100
EHA511-40-	MXX	100	60	63,5	2.50	72,0	2.83	125	8.62	61	18	1,41	0.95	1-46	100
EHA511-48-	MXX	100	80	76,2	3.00	84,5	3.33	150	10.34	61	18	1,69	1.14	1-46	100
EHA511-64-	MXX	100	102	101,6	4.00	110,0	4.33	200	13.79	61	18	2,34	1.57	1-46	100
EHA511-80-	MXX	100	130	127,0	5.00	135,0	5.31	295	20.34	61	18	3,18	2.14	1-46	100
EHA511-96-	MXX	100	150	152,4	6.00	162,0	6.38	380	26.20	61	18	4,17	2.80	1-46	100
EHA511-128-	MXX	20	200	203,2	8.00	214,0	8.43	700	48.26	61	18	6,28	4.22	20	20
EHA511-160-	MXX	20	250	254,0	10.00	267,0	10.51	1000	68.95	61	18	8,80	5.92	20	20
EHA511-192-	MXX	20	305	304,8	12.00	319,0	12.56	1400	96.53	61	18	10,43	7.01	10	20

# Eaton Industrial Hose Reminder

## Hose Maintenance



### Hose Maintenance

Proper maintenance of the hose is essential to the safe use of the hose and related equipment. Hose should be stored in a dry place. Hose should also be visually inspected. Any hose that has a cut or gouge in the cover that exposes the reinforcement should be retired from service. Hoses should also be inspected for kinking or broken reinforcement. If the outside diameter of the hose is reduced by 20% or more, the hose should be repaired or removed from service. Inadequate attention to hose maintenance may result in hose leakage, bursting, or other failure which may cause serious bodily injury or property damage for spraying fluids, flying projectiles, or other substances.

### Notes

---

---

---

---

---

---

---

---

---

---

---

---

---

---

---

---

---

---

---

---

---

---

---

---

---

---

# Cement, Plaster and Grout

## Cement and Concrete

EHK007 MAURAUDER™ Heavy Duty Concrete Pumping . . . .	C-4
EHK007 Concrete Pumping Couplings . . . . .	C-5
EHK008 Concrete Vibration . . . . .	C-6
EHK006 MAURAUDER™ Heavy Duty Plaster & Grout Spraying . .	C-7
EHK005 Plaster and Grout Spraying . . . . .	C-8

## Dry Bulk

EHK004 Channeled Dry Bulk Suction & Discharge . . . . .	C-9
EHK003 Corrugated Dry Bulk Suction & Discharge . . . . .	C-10
EHK002 Dry Bulk Suction & Discharge . . . . .	C-11
EHK010 Dry Bulk Suction & Discharge . . . . .	C-12
EHK016 Dry Bulk Discharge . . . . .	C-13
EHK001 Dry Bulk Flat Discharge . . . . .	C-14



# Cement, Plaster and Grout

## Cement and Concrete

### EHK007 MAURAUDE™ Heavy Duty Concrete Pumping



**Application:** High-pressure concrete pumping  
**Tube:** Abrasion resistant synthetic rubber  
**Reinforcement:** High-tensile steel cords  
**Cover:** Pin-pricked synthetic rubber  
**Temp:** -40°C to +70°C, (-40°F to +158°F)  
**Pressure:** 85 bar / 1230 psi

### EHK007 Concrete Pumping Couplings



### EHK008 Concrete Vibration



**Application:** Submerged vibrators to help prevent air bubbles  
**Tube:** Synthetic rubber  
**Reinforcement:** High-tensile synthetic textile  
**Cover:** Synthetic rubber  
**Temp:** -40°C to +70°C, (-40°F to +158°F)  
**Pressure:** 10,5 bar / 150 psi

### EHK006 MAURAUDE™ HD Plaster and Grout Spraying



**Application:** High-pressure spraying plaster, grout, sand, gypsum, and ready-mixed concrete  
**Tube:** Abrasion resistant synthetic rubber  
**Reinforcement:** High-tensile synthetic textile and anti-static copper wire  
**Cover:** Pin-pricked synthetic rubber  
**Temp:** -40°C to +70°C, (-40°F to +158°F)  
**Pressure:** 85 bar / 1230 psi

### EHK005 Plaster and Grout Spraying



**Application:** High-pressure spraying plaster, grout, sand, gypsum, and ready-mixed concrete  
**Tube:** Abrasion resistant synthetic rubber  
**Reinforcement:** High-tensile synthetic textile and anti-static copper wire  
**Cover:** Pin-pricked synthetic rubber  
**Temp:** -40°C to +70°C, (-40°F to +158°F)  
**Pressure:** 41 bar / 600 psi

## Dry Bulk

### EHK004 Channeled Dry Bulk Suction & Discharge



**Application:** Suction and discharge of dry bulk materials, sand, gravel and dry cement  
**Tube:** Abrasion resistant synthetic rubber  
**Reinforcement:** High-tensile synthetic textile with helical wire and anti-static copper wire  
**Cover:** Channeled synthetic rubber  
**Temp:** -40°C to +70°C, (-40°F to +158°F)  
**Pressure:** 10,5 bar / 150 psi

### EHK003 Corrugated Dry Bulk Suction & Discharge



**Application:** Suction and discharge of dry bulk materials, sand, gravel and dry cement  
**Tube:** Abrasion resistant synthetic rubber  
**Reinforcement:** High-tensile synthetic textile with helical wire and anti-static copper wire  
**Cover:** Corrugated synthetic rubber  
**Temp:** -40°C to +70°C, (-40°F to +158°F)  
**Pressure:** 10,5 bar / 150 psi

### EHK002 Dry Bulk Suction & Discharge



**Application:** Suction and discharge of dry bulk materials, sand, gravel and dry cement  
**Tube:** Abrasion resistant synthetic rubber  
**Reinforcement:** High-tensile synthetic textile with helical wire and anti-static copper wire  
**Cover:** Pin-picked synthetic rubber  
**Temp:** -40°C to +70°C, (-40°F to +158°F)  
**Pressure:** 10,5 bar / 150 psi

### EHK010 Dry Bulk Suction & Discharge



**Application:** Suction and discharge of dry bulk materials, sand, gravel and dry cement  
**Tube:** Abrasion resistant synthetic rubber  
**Reinforcement:** High-tensile synthetic textile with helical wire and anti-static copper wire  
**Cover:** Pin-pricked synthetic rubber  
**Temp:** -40°C to +70°C, (-40°F to +158°F)  
**Pressure:** 5 bar / 75 psi

### EHK016 Dry Bulk Discharge



**Application:** Suction and discharge of dry bulk materials, sand, gravel and dry cement  
**Tube:** Abrasion resistant synthetic rubber  
**Reinforcement:** High-tensile synthetic textile with anti-static copper wire  
**Cover:** Pin-pricked synthetic rubber  
**Temp:** -40°C to +70°C, (-40°F to +158°F)  
**Pressure:** 10,5 bar / 150 psi

### EHK001 Dry Bulk Flat Discharge



**Application:** Discharge of dry cement and abrasive materials  
**Tube:** Abrasion resistant synthetic rubber  
**Reinforcement:** High-tensile synthetic textile  
**Cover:** Synthetic rubber  
**Temp:** -40°C to +70°C, (-40°F to +158°F)  
**Pressure:** 5 bar / 75 psi

# Cement, Plaster and Grout

## Introduction and Safety Information



### Environmental Resistance

- The tube and cover materials of the Eaton industrial hose are designed to assure maximum life and top value. They are sophisticated hoses for demanding jobs.

### Built to Make Work Faster, Easier and Safer

- Moving and connecting hose several times a day isn't easy work. Each of the industrial hose is designed to be as easy to handle as safety and job performance will allow.

### Honest Value

- There is only one way to make hose cost less — build it cheaper. You won't find compromises in the industrial hose. That's why we put the Eaton brand name on them.

### Job Related Construction Service

- Eaton makes a variety of hose styles for material handling applications. Each product is manufactured utilizing the components and construction which make it best suited for the job to be performed.

## Cement, Plaster and Grout Hose Safety Information

### Important!

**⚠ WARNING:** Testing can be dangerous and should be done only by trained personnel using proper tools and procedures. Failure to follow such procedures might result in serious injury, death, or damage to property.

**⚠ WARNING:** Failure to properly follow the manufacturer's recommended procedures for the care, maintenance, and storage of a particular hose may result in its failure to perform in the manner intended and may result in serious injury, death, or damage to property.

**⚠ WARNING:** Consult with the Coupling Manufacturer to make sure you choose the correct coupling and proper assembly for the application. Such matching of hose and couplings, and assembling of couplings, should be performed only by trained personnel using proper tools and procedures. Failure to follow manufacturer's instructions or failure to use trained personnel may result in serious bodily injury and/or property damage.


**⚠ WARNING:** Never use a hose to transfer material it is not specifically meant to transfer. Doing so could deteriorate the hose and result in leaking, hose bursting, or end blow-offs. This could lead to serious personal injury or death. Always transfer material in a hose that is designed specifically to transfer that material. This information is listed in this catalog.

**⚠ WARNING:** Consider both working pressure and pressure surges when determining "maximum" pressure. Failure to select a hose that meets both these requirements could lead to end blowoffs, hose leakage, and hose bursting. The result could be serious injury or death. The Eaton hose you choose must meet or exceed the required working pressure, and must have a safety factor to allow for surge pressure.

**⚠ WARNING:** Do not use hose at temperatures that exceed the hose temperature rating. Doing so could deteriorate the hose, leading to leaks, hose bursting, and end blow-offs. This could result in serious personal injury, or death.

# Cement, Plaster and Grout

## Cement and Concrete

 Refer to warnings and safety information on pages 0-1 – 0-16.

Use of damaged hose or improper use may result in bodily injury or property damage. Please consult Eaton catalog or Technical Support for proper application.

### EHK007

### MARAUDER™ Heavy Duty Concrete Pumping



#### Construction:

**Tube:** Abrasion resistant synthetic rubber

**Reinforcement:** High-tensile steel cords

**Cover:** Pin-pricked synthetic rubber

#### Operating Temperature:

-40°C to +70°C  
(-40°F to +158°F)

#### Application:

- High-pressure concrete pumping

#### Markets:

- Construction
- Cement placement

#### Type of Couplings:

- Victaulic male NPT

Contact coupling manufacturer for attachment procedure and other coupling recommendations

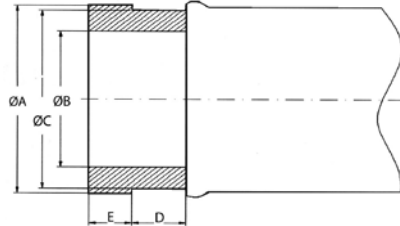
# Part No.			Hose I.D.			Hose O.D.		Max Oper Pressure		Burst Pressure		Minimum Bend Radius		Weight		Length	
			DN	mm	in	mm	in	bar	psi	bar	psi	mm	in	kg/m	lbs/ft	mtr	ft
EHK007-32-	MXX	100	51	50,8	2.00	70,0	2.76	85	1230	200	2900	275	10.83	3,03	2.04	40-61	100
EHK007-40-	MXX	100	60	63,5	2.50	88,0	3.46	85	1230	200	2900	300	11.81	4,48	3.01	40-61	100
EHK007-48-	MXX	100	80	76,2	3.00	102,0	4.02	85	1230	200	2900	350	13.78	5,46	3.67	40-61	100
EHK007-64-	MXX	100	102	101,6	4.00	130,0	5.12	85	1230	200	2900	400	15.75	8,46	5.69	40-61	100
EHK007-80-	MXX	100	130	127,0	5.00	155,0	6.10	85	1230	200	2900	500	19.69	9,63	6.47	40-61	100
EHK007-96-	MXX	100	150	152,4	6.00	180,0	7.09	85	1230	140	2030	650	25.59	10,99	7.39	40-61	100

\* Abrasion loss value acc. DIN53516 ≤60mm<sup>3</sup>



### EHK007 Coupling


### Concrete Pumping Couplings



	2-1/2 in		3 in		4 in		4-1/2 in		5 in		5-1/2 in		6 in	
	mm	in	mm	in	mm	in	mm	in	mm	in	mm	in	mm	in
Ø A	89,0	3.50	90,0	3.54	114,3	4.50	127,5	5.02	142,0	5.59	148,0	5.83	175,0	6.89
Ø B	64,4	2.54	77,0	3.03	98,0	3.86	98,0	3.86	124,0	4.88	124,0	4.88	147,0	5.79
Ø C	84,0	3.31	64,5	2.54	108,0	4.25	114,0	4.49	133,0	5.24	139,0	5.47	102,0	4.02
D	20,0	0.79	18,0	0.71	18,0	0.71	18,0	0.71	18,0	0.71	18,0	0.71	18,0	0.71
E	16,0	0.63	16,5	0.65	17,0	0.67	17,0	0.67	17,0	0.67	17,0	0.67	17,0	0.67

# Cement, Plaster and Grout

## Cement and Concrete

 Refer to warnings and safety information on pages 0-1 – 0-16.

Use of damaged hose or improper use may result in bodily injury or property damage. Please consult Eaton catalog or Technical Support for proper application.

### EHK008

### Concrete Vibration



#### Construction:

**Tube:** Synthetic rubber

**Reinforcement:** High-tensile synthetic textile

**Cover:** Abrasion, ozone, and weather resistant synthetic rubber

#### Operating Temperature:

-40°C to +70°C  
(-40°F to +158°F)

#### Application:







- For submerged vibrators
- For use to help prevent air bubbles in concrete liquid projected by hand vibrating

#### Markets:

- Construction
- Cement
- Swimming pool


#### Type of Couplings:

Contact coupling manufacturer for attachment procedure and other coupling recommendations

# Part No.			 Hose I.D.			 Hose O.D.		 Max Operating Pressure		 Burst Pressure		 Weight		 Length	
	mtr	ft	DN	mm	in	mm	in	bar	psi	bar	psi	kg/m	lbs/ft	mtr	ft
EHK008-10-	MXX	100	16	15,9	0.62	26	1.02	10,5	150	31,0	450	0,51	0.34	40-61	100
EHK008-12-	MXX	100	19	19,0	0.75	30	1.18	10,5	150	31,0	450	0,68	0.46	40-61	100
EHK008-14-	MXX	100	22	22,2	0.88	33	1.30	10,5	150	31,0	450	0,74	0.50	40-61	100
EHK008-16-	MXX	100	25	25,4	1.00	36	1.42	10,5	150	31,0	450	0,81	0.54	40-61	100
EHK008-16A-	MXX	100	25	25,4	1.00	39	1.54	10,5	150	31,0	450	1,08	0.73	40-61	100
EHK008-16B-	MXX	100	25	25,4	1.00	42	1.65	10,5	150	31,0	450	1,40	0.94	40-61	100
EHK008-18-	MXX	100	28	28,6	1.12	40	1.57	10,5	150	31,0	450	1,00	0.67	40-61	100
EHK008-18A-	MXX	100	28	28,6	1.12	44	1.73	10,5	150	31,0	450	1,46	0.98	40-61	100
EHK008-20-	MXX	100	31	31,8	1.25	48	1.89	10,5	150	31,0	450	1,60	1.08	40-61	100
EHK008-25-	MXX	100		40,0	1.58	54	2.13	10,5	150	31,0	450	1,65	1.11	40-61	100
EHK008-25A-	MXX	100		40,0	1.58	56	2.20	10,5	150	31,0	450	1,93	1.30	40-61	100

# Cement, Plaster and Grout

## Cement and Concrete

 Refer to warnings and safety information on pages 0-1 – 0-16.

Use of damaged hose or improper use may result in bodily injury or property damage. Please consult Eaton catalog or Technical Support for proper application.

### EHK006

### MARAUDER™ Heavy Duty Plaster & Grout Spraying



#### Construction:

**Tube:** Abrasion resistant synthetic rubber

**Reinforcement:** High-tensile synthetic textile and anti-static copper wire

**Cover:** Pin-pricked, abrasion, ozone, and weather resistant synthetic rubber

#### Operating Temperature:

-40°C to +70°C  
(-40°F to +158°F)

#### Application:

- For high-pressure spraying plaster, grout, sand, gypsum, and ready mixed concrete







#### Markets:

- Construction
- Cement
- Swimming pool

#### Type of Couplings:

- Victaulic male NPT


Contact coupling manufacturer for attachment procedure and other coupling recommendations

# Part No.			 Hose I.D.			 Hose O.D.		 Max Operating Pressure		 Burst Pressure		 Weight		 Length	
	mtr	ft	DN	mm	in	mm	in	bar	psi	bar	psi	kg/m	lbs/ft	mtr	ft
EHK006-16-	MXX	100	25	25,4	1.00	43,0	1.69	85	1230	178	2580	1,08	0.72	40-61	100
EHK006-20-	MXX	100	31	31,8	1.25	48,0	1.89	85	1230	178	2580	1,15	0.77	40-61	100
EHK006-24-	MXX	100	38	38,1	1.50	56,0	2.20	85	1230	178	2580	1,59	1.07	40-61	100
EHK006-32-	MXX	100	51	50,8	2.00	70,0	2.76	85	1230	178	2580	2,13	1.43	40-61	100
EHK006-40-	MXX	100	60	63,5	2.50	84,0	3.31	85	1230	178	2580	2,58	1.73	40-61	100
EHK006-48-	MXX	100	80	76,2	3.00	102,0	4.02	85	1230	178	2580	4,05	2.72	40-61	100
EHK006-56-	MXX	100	90	88,9	3.50	118,0	4.65	85	1230	178	2580	5,22	3.51	40-61	100
EHK006-64	MXX	100	102	101,6	4.00	130,0	5.12	85	1230	178	2580	5,90	3.96	40-61	100
EHK006-80-	MXX	100	130	127,0	5.00	155,0	6.10	85	1230	178	2580	6,93	4.66	40-61	100

\* Abrasion loss value acc. DIN53516 ≤60mm<sup>3</sup>

# Cement, Plaster and Grout

## Cement and Concrete

 Refer to warnings and safety information on pages 0-1 – 0-16.

Use of damaged hose or improper use may result in bodily injury or property damage. Please consult Eaton catalog or Technical Support for proper application.

### EHK005

### Plaster and Grout Spraying



#### Construction:

**Tube:** Abrasion resistant synthetic rubber

**Reinforcement:** High-tensile synthetic textile and anti-static copper wire

**Cover:** Pin-pricked, abrasion, ozone, and weather resistant synthetic rubber

#### Operating Temperature:

-40°C to +70°C  
(-40°F to +158°F)

#### Application:

- For high-pressure spraying plaster, grout, sand, gypsum, and ready mixed concrete







#### Markets:

- Construction
- Cement
- Swimming pool

#### Type of Couplings:

- Victaulic male NPT


Contact coupling manufacturer for attachment procedure and other coupling recommendations

# Part No.			 Hose I.D.			 Hose O.D.		 Max Operating Pressure		 Burst Pressure		 Weight		 Length	
	mtr	ft	DN	mm	in	mm	in	bar	psi	bar	psi	kg/m	lbs/ft	mtr	ft
EHK005-12BK-	MXX	100	19	19,0	0.75	31,0	1.22	41,0	600	125	1800	0,54	0.36	40-61	100
EHK005-16BK-	MXX	100	25	25,4	1.00	37,0	1.46	41,0	600	125	1800	0,65	0.44	40-61	100
EHK005-16ABK-	MXX	100	25	25,4	1.00	38,0	1.50	41,0	600	125	1800	0,75	0.50	40-61	100
EHK005-19BK-	MXX	100		30,0	1.18	44,0	1.73	41,0	600	125	1800	0,95	0.64	40-61	100
EHK005-20BK-	MXX	100	31	31,8	1.25	46,0	1.81	41,0	600	125	1800	1,03	0.69	40-61	100
EHK005-22BK-	MXX	100		35,0	1.38	49,0	1.93	41,0	600	125	1800	1,10	0.74	40-61	100
EHK005-24BK-	MXX	100	38	38,1	1.50	54,0	2.13	41,0	600	125	1800	1,43	0.96	40-61	100
EHK005-28BK-	MXX	100	45	44,5	1.75	61,0	2.40	41,0	600	125	1800	1,63	1.10	40-61	100
EHK005-32BK-	MXX	100	51	50,8	2.00	68,0	2.68	41,0	600	125	1800	1,96	1.32	40-61	100
EHK005-38BK-	MXX	100		60,0	2.36	80,0	3.15	41,0	600	125	1800	2,72	1.83	40-61	100
EHK005-40BK-	MXX	100	60	63,5	2.50	83,5	3.29	41,0	600	125	1800	2,86	1.92	40-61	100
EHK005-42BK-	MXX	100	65	65,0	2.56	85,0	3.35	41,0	600	125	1800	2,88	1.94	40-61	100
EHK005-44BK-	MXX	100	70	70,0	2.76	90,0	3.54	41,0	600	125	1800	2,93	1.97	40-61	100
EHK005-48BK-	MXX	100	80	76,2	3.00	96,2	3.79	41,0	600	125	1800	3,14	2.11	40-61	100
EHK005-64BK-	MXX	100	102	101,6	4.00	122,0	4.80	41,0	600	125	1800	4,14	2.78	40-61	100
EHK005-80BK-	MXX	100	130	127,0	5.00	155,0	6.10	41,0	600	125	1800	6,85	4.60	40-61	100

\* Product available in GY-gray and YW-yellow. \* Abrasion loss value acc. DIN53516 ≤60mm<sup>3</sup>

# Cement, Plaster and Grout

## Dry Bulk

 Refer to warnings and safety information on pages 0-1 – 0-16.

Use of damaged hose or improper use may result in bodily injury or property damage. Please consult Eaton catalog or Technical Support for proper application.

### EHK004

### Channeled Dry Bulk Suction & Discharge



#### Construction:

**Tube:** Abrasion resistant synthetic rubber

**Reinforcement:** High-tensile synthetic textile with helical wire and anti-static copper wire

**Cover:** Channeled, abrasion, ozone, and weather resistant synthetic rubber

#### Operating Temperature:

-40°C to +70°C  
(-40°F to +158°F)

#### Application:

- For suction and discharge of dry bulk materials, sand, gravel, dry cement









#### Markets:

- Construction
- Cement
- Swimming pool

#### Type of Couplings:

- Cam and groove
- Combination nipple


Contact coupling manufacturer for attachment procedure and other coupling recommendations

# Part No.			 Hose I.D.			 Hose O.D.		 Max Operating Pressure		 Burst Pressure		 Minimum Bend Radius		 Vacuum		 Weight		 Length	
	mtr	ft	DN	mm	in	mm	in	bar	psi	bar	psi	mm	in	kPa	in/Hg	kg/m	lbs/ft	mtr	ft
EHK004-16-	MXX	100	25	25,4	1.00	36,0	1.42	10,5	150	31	450	80	3.15	94,8	28	0,77	0.52	40-61	100
EHK004-20-	MXX	100	31	31,8	1.25	42,5	1.67	10,5	150	31	450	100	3.94	94,8	28	0,94	0.63	40-61	100
EHK004-24-	MXX	100	38	38,1	1.50	48,4	1.91	10,5	150	31	450	120	4.72	94,8	28	1,09	0.73	40-61	100
EHK004-32-	MXX	100	51	50,8	2.00	62,0	2.44	10,5	150	31	450	160	6.30	94,8	28	1,61	1.08	40-61	100
EHK004-40-	MXX	100	60	63,5	2.50	76,0	2.99	10,5	150	31	450	200	7.87	94,8	28	2,14	1.44	40-61	100
EHK004-48-	MXX	100	80	76,2	3.00	89,0	3.50	10,5	150	31	450	250	9.84	94,8	28	2,45	1.65	40-61	100
EHK004-56-	MXX	100	90	88,9	3.50	104,5	4.11	10,5	150	31	450	300	11.81	94,8	28	3,43	2.31	40-61	100
EHK004-64-	MXX	100	102	101,6	4.00	117,5	4.63	10,5	150	31	450	350	13.78	94,8	28	4,14	2.78	40-61	100
EHK004-80-	MXX	100	130	127,0	5.00	145,5	5.73	10,5	150	31	450	450	17.72	80,0	24	6,31	4.24	40-61	100
EHK004-96-	MXX	100	150	152,4	6.00	172,0	6.77	10,5	150	31	450	560	22.05	80,0	24	8,04	5.40	40-61	100

\* Abrasion loss value acc. DIN53516 ≤60mm<sup>3</sup>

# Cement, Plaster and Grout

## Dry Bulk

 Refer to warnings and safety information on pages 0-1 – 0-16.

Use of damaged hose or improper use may result in bodily injury or property damage. Please consult Eaton catalog or Technical Support for proper application.

### EHK003

### Corrugated Dry Bulk Suction & Discharge



#### Construction:

**Tube:** Abrasion resistant synthetic rubber

**Reinforcement:** High-tensile synthetic textile with helical wire and anti-static copper wire

**Cover:** Corrugated, abrasion, ozone, and weather resistant synthetic rubber

#### Operating Temperature:

-40°C to +70°C  
(-40°F to +158°F)

#### Application:

- For suction and discharge of dry bulk materials, sand, gravel, dry cement









#### Markets:

- Construction
- Cement
- Swimming pool

#### Type of Couplings:

- Cam and groove
- Combination nipple


Contact coupling manufacturer for attachment procedure and other coupling recommendations

# Part No.																			
	mtr	ft	DN	mm	in	mm	in	bar	psi	bar	psi	mm	in	kPa	in/Hg	kg/m	lbs/ft	mtr	ft
EHK003-16-	MXX	100	25	25,4	1.00	37,5	1.48	10,5	150	31	450	85	3.35	94,8	28	0,79	0.53	40-61	100
EHK003-20-	MXX	100	31	31,8	1.25	44,0	1.73	10,5	150	31	450	115	4.53	94,8	28	0,95	0.64	40-61	100
EHK003-24-	MXX	100	38	38,1	1.50	51,0	2.00	10,5	150	31	450	135	5.31	94,8	28	1,27	0.86	40-61	100
EHK003-32-	MXX	100	51	50,8	2.00	64,5	2.54	10,5	150	31	450	180	7.09	94,8	28	1,75	1.18	40-61	100
EHK003-40-	MXX	100	60	63,5	2.50	77,5	3.05	10,5	150	31	450	230	9.06	94,8	28	2,35	1.58	40-61	100
EHK003-48-	MXX	100	80	76,2	3.00	90,5	3.56	10,5	150	31	450	280	11.02	94,8	28	3,04	2.04	40-61	100
EHK003-56-	MXX	100	90	88,9	3.50	106,0	4.17	10,5	150	31	450	340	13.39	94,8	28	3,82	2.57	40-61	100
EHK003-64-	MXX	100	102	101,6	4.00	119,0	4.69	10,5	150	31	450	400	15.75	94,8	28	4,61	3.10	40-61	100
EHK003-80-	MXX	100	130	127,0	5.00	147,0	5.79	10,5	150	31	450	500	19.68	94,8	28	6,75	4.54	40-61	100
EHK003-96-	MXX	100	150	152,4	6.00	173,0	6.81	10,5	150	31	450	630	24.90	94,8	28	8,86	5.96	40-61	100
EHK003-128-	M20	20	200	203,2	8.00	227,0	8.94	10,5	150	31	450	1000	39.37	80,0	24	13,22	8.89	20	20
EHK003-160-	M20	20	250	254,0	10.00	279,0	10.98	10,5	150	31	450	1300	51.18	80,0	24	17,15	11.53	20	20

\* Abrasion loss value acc. DIN53516 ≤60mm<sup>3</sup>

# Cement, Plaster and Grout

## Dry Bulk

 Refer to warnings and safety information on pages 0-1 – 0-16.

Use of damaged hose or improper use may result in bodily injury or property damage. Please consult Eaton catalog or Technical Support for proper application.

### EHK002

### Dry Bulk Suction & Discharge



#### Construction:

**Tube:** Abrasion resistant synthetic rubber

**Reinforcement:** High-tensile synthetic textile with helical wire and anti-static copper wire

**Cover:** Pin-pricked, abrasion, ozone, and weather resistant synthetic rubber

#### Operating Temperature:

-40°C to +70°C  
(-40°F to +158°F)

#### Application:

- For suction and discharge of dry bulk materials, sand, gravel and dry cement









#### Markets:

- Construction
- Cement
- Swimming pool

#### Type of Couplings:

- Cam and groove
- Combination nipple


Contact coupling manufacturer for attachment procedure and other coupling recommendations

# Part No.			 Hose I.D.			 Hose O.D.		 Max Oper Pressure		 Burst Pressure		 Minimum Bend Radius		 Vacuum		 Weight		 Length	
	mtr	ft	DN	mm	in	mm	in	bar	psi	bar	psi	mm	in	kPa	in/Hg	kg/m	lbs/ft	mtr	ft
EHK002-16-	MXX	100	25	25,4	1.00	39,0	1.54	10,5	150	31	450	125	4.92	94,8	28	0,88	0.59	40-61	100
EHK002-20-	MXX	100	31	31,8	1.25	45,0	1.77	10,5	150	31	450	160	6.30	94,8	28	1,05	0.71	40-61	100
EHK002-24-	MXX	100	38	38,1	1.50	52,0	2.05	10,5	150	31	450	190	7.48	94,8	28	1,40	0.94	40-61	100
EHK002-32-	MXX	100	51	50,8	2.00	66,0	2.60	10,5	150	31	450	250	9.84	94,8	28	1,98	1.33	40-61	100
EHK002-40-	MXX	100	60	63,5	2.50	78,5	3.09	10,5	150	31	450	315	12.40	94,8	28	2,31	1.55	40-61	100
EHK002-48-	MXX	100	80	76,2	3.00	92,0	3.62	10,5	150	31	450	380	14.96	94,8	28	3,11	2.09	40-61	100
EHK002-56-	MXX	100	90	88,9	3.50	107,0	4.21	10,5	150	31	450	450	17.72	94,8	28	3,76	2.53	40-61	100
EHK002-64-	MXX	100	102	101,6	4.00	120,0	4.72	10,5	150	31	450	550	21.65	94,8	28	4,55	3.06	40-61	100
EHK002-80-	MXX	100	130	127,0	5.00	149,0	5.87	10,5	150	31	450	700	27.56	94,8	28	6,70	4.50	40-61	100
EHK002-96-	MXX	100	150	152,4	6.00	174,5	6.87	10,5	150	31	450	850	33.46	94,8	28	8,81	5.92	40-61	100
EHK002-128-	M20	20	200	203,2	8.00	229,0	9.02	10,5	150	31	450	1200	47.24	80,0	24	13,69	9.20	20	20
EHK002-160-	M20	20	250	254,0	10.00	281,0	11.06	10,5	150	31	450	1600	62.99	80,0	24	17,16	11.54	20	20

\* Abrasion loss value acc. DIN53516 ≤60mm<sup>3</sup>

# Cement, Plaster and Grout

## Dry Bulk

 Refer to warnings and safety information on pages 0-1 – 0-16.

Use of damaged hose or improper use may result in bodily injury or property damage. Please consult Eaton catalog or Technical Support for proper application.

### EHK010

### Dry Bulk Suction & Discharge



#### Construction:

**Tube:** Abrasion resistant synthetic rubber

**Reinforcement:** High-tensile synthetic textile with helical wire and anti-static copper wire

**Cover:** Pin-pricked, abrasion, ozone, and weather resistant synthetic rubber

#### Operating Temperature:

-40°C to +70°C  
(-40°F to +158°F)

#### Application:

- For suction and discharge of dry bulk materials, sand, gravel and dry cement









#### Markets:

- Construction
- Cement
- Swimming pool

#### Type of Couplings:

- Cam and groove
- Combination nipple

Contact coupling manufacturer for attachment procedure and other coupling recommendations


# Part No.			 Hose I.D.			 Hose O.D.		 Max Oper Pressure		 Burst Pressure		 Minimum Bend Radius		 Vacuum		 Weight		 Length	
	mtr	ft	DN	mm	in	mm	in	bar	psi	bar	psi	mm	in	kPa	in/Hg	kg/m	lbs/ft	mtr	ft
EHK010-16-	MXX	100	25	25,4	1.00	37	1.46	5,0	75	15,5	225	130	5.12	94,8	28	0,73	0.49	40-61	100
EHK010-20-	MXX	100	31	31,8	1.25	43	1.69	5,0	75	15,5	225	165	6.50	94,8	28	0,87	0.58	40-61	100
EHK010-24-	MXX	100	38	38,1	1.50	50	1.97	5,0	75	15,5	225	200	7.87	94,8	28	1,21	0.81	40-61	100
EHK010-32-	MXX	100	51	50,8	2.00	64	2.52	5,0	75	15,5	225	270	10.63	94,8	28	1,73	1.16	40-61	100
EHK010-40-	MXX	100	60	63,5	2.50	77	3.03	5,0	75	15,5	225	325	12.80	94,8	28	2,11	1.42	40-61	100
EHK010-48-	MXX	100	80	76,2	3.00	91	3.58	5,0	75	15,5	225	400	15.75	94,8	28	2,92	1.96	40-61	100
EHK010-56-	MXX	100	90	88,9	3.50	105	4.13	5,0	75	15,5	225	470	18.50	94,8	28	3,54	2.38	40-61	100
EHK010-64-	MXX	100	102	101,6	4.00	118	4.65	5,0	75	15,5	225	570	22.44	94,8	28	4,00	2.69	40-61	100
EHK010-80-	MXX	100	130	127,0	5.00	146	5.75	5,0	75	15,5	225	720	28.35	94,8	28	6,01	4.04	40-61	100
EHK010-96-	MXX	100	150	152,4	6.00	172	6.77	5,0	75	15,5	225	870	34.25	94,8	28	7,98	5.36	40-61	100
EHK010-128-	M20	20	200	203,2	8.00	227	8.94	5,0	75	15,5	225	1220	48.03	80,0	24	12,68	8.52	20	20
EHK010-160-	M20	20	250	254,0	10.00	279	10.98	5,0	75	15,5	225	1630	64.17	80,0	24	15,76	10.59	20	20

\* Abrasion loss value acc. DIN53516 ≤60mm<sup>3</sup>



# Cement, Plaster and Grout

## Dry Bulk

 Refer to warnings and safety information on pages 0-1 – 0-16.

Use of damaged hose or improper use may result in bodily injury or property damage. Please consult Eaton catalog or Technical Support for proper application.

### EHK016

### Dry Bulk Discharge



#### Construction:

**Tube:** Abrasion resistant synthetic rubber

**Reinforcement:** High-tensile synthetic textile with anti-static copper wire

**Cover:** Pin-pricked, abrasion, ozone, and weather resistant synthetic rubber

#### Operating Temperature:

-40°C to +70°C  
(-40°F to +158°F)

#### Application:

- For suction and discharge of dry bulk materials, sand, gravel and dry cement







#### Markets:

- Construction
- Cement
- Swimming pool

#### Type of Couplings:

- Cam and groove
- Combination nipple


Contact coupling manufacturer for attachment procedure and other coupling recommendations

# Part No.			 Hose I.D.			 Hose O.D.		 Max Oper Pressure		 Burst Pressure		 Weight		 Length	
			DN	mm	in	mm	in	bar	psi	bar	psi	kg/m	lbs/ft	mtr	ft
EHK016-16-	MXX	100	25	25,4	1.00	37,0	1.46	10,5	150	31,0	450	0,62	0.42	40-61	100
EHK016-20-	MXX	100	31	31,8	1.25	44,0	1.73	10,5	150	31,0	450	0,82	0.55	40-61	100
EHK016-24-	MXX	100	38	38,1	1.50	50,0	1.97	10,5	150	31,0	450	0,95	0.64	40-61	100
EHK016-28-	MXX	100	45	44,5	1.75	58,0	2.28	10,5	150	31,0	450	1,27	0.85	40-61	100
EHK016-32-	MXX	100	51	50,8	2.00	64,5	2.54	10,5	150	31,0	450	1,42	0.95	40-61	100
EHK016-40-	MXX	100	60	63,5	2.50	77,0	3.03	10,5	150	31,0	450	1,73	1.16	40-61	100
EHK016-48-	MXX	100	80	76,2	3.00	90,0	3.54	10,5	150	31,0	450	2,09	1.41	40-61	100
EHK016-56-	MXX	100	90	88,9	3.50	104,0	4.09	10,5	150	31,0	450	2,56	1.72	40-61	100
EHK016-64-	MXX	100	102	101,6	4.00	118,0	4.65	10,5	150	31,0	450	3,25	2.18	40-61	100
EHK016-80-	MXX	100	130	127,0	5.00	146,0	5.75	10,5	150	31,0	450	4,84	3.25	40-61	100
EHK016-96-	MXX	100	150	152,4	6.00	172,0	6.77	10,5	150	31,0	450	6,00	4.03	40-61	100
EHK016-128-	MXX	20	200	203,2	8.00	225,0	8.86	10,5	150	31,0	450	8,71	5.86	20-40	20
EHK016-160-	M20	20	250	254,0	10.00	276,0	10.87	10,5	150	31,0	450	11,40	7.66	20	20

\* Abrasion loss value acc. DIN53516 ≤60mm<sup>3</sup>

# Cement, Plaster and Grout

## Dry Bulk

 Refer to warnings and safety information on pages 0-1 – 0-16.

Use of damaged hose or improper use may result in bodily injury or property damage. Please consult Eaton catalog or Technical Support for proper application.

### EHK001

### Dry Bulk Discharge



#### Construction:

**Tube:** Abrasion resistant synthetic rubber

**Reinforcement:** High-tensile synthetic textile

**Cover:** Pin-pricked, abrasion, ozone, and weather resistant synthetic rubber

#### Operating Temperature:

-40°C to +70°C  
(-40°F to +158°F)

#### Application:

- For discharge of dry cement and abrasive materials







#### Markets:

- Construction
- Cement
- Swimming pool

#### Type of Couplings:

- Cam and groove
- Combination nipple

Contact coupling manufacturer for attachment procedure and other coupling recommendations

# Part No.			 Hose I.D.			 Hose O.D.		 Max Oper Pressure		 Burst Pressure		 Weight		 Length	
			DN	mm	in	mm	in	bar	psi	bar	psi	kg/m	lbs/ft	mtr	ft
EHK001-32-	MXX	100	51	50,8	2.00	60,4	2.38	5,0	75	15,5	225	0,96	0.65	40-61	100
EHK001-40-	MXX	100	60	63,5	2.50	73,0	2.87	5,0	75	15,5	225	1,18	0.79	40-61	100
EHK001-48-	MXX	100	80	76,2	3.00	86,0	3.39	5,0	75	15,5	225	1,39	0.93	40-61	100
EHK001-50-	MXX	100	80	79,4	3.13	90,0	3.54	5,0	75	15,5	225	1,52	1.02	40-61	100
EHK001-56-	MXX	100	90	88,9	3.50	100,0	3.94	5,0	75	15,5	225	1,77	1.19	40-61	100
EHK001-64-	MXX	100	102	101,6	4.00	112,0	4.41	5,0	75	15,5	225	2,03	1.36	40-61	100
EHK001-67-	MXX	100	110	109,5	4.31	120,0	4.72	5,0	75	15,5	225	2,10	1.41	40-61	100
EHK001-80-	MXX	100	130	127,0	5.00	137,0	5.39	5,0	75	15,5	225	2,41	1.62	40-61	100
EHK001-96-	MXX	100	150	152,4	6.00	164,0	6.46	5,0	75	15,5	225	3,41	2.29	40-61	100
EHK001-128-	MXX	20	200	203,2	8.00	215,0	8.46	5,0	75	15,5	225	4,66	3.13	20-40	20

\* Abrasion loss value acc. DIN53516 ≤60mm<sup>3</sup>

# Chemical

## Suction & Discharge

H0060 ARMORCAT™ Corrugated Petrochemical . . . . .	D-6
H0554 ARMORCAT™ Petrochemical . . . . .	D-7
H0599 CHEMCAT™ Corrugated Petrochemical . . . . .	D-8
H0523 CHEMCAT™ Petrochemical . . . . .	D-9
EHC006 Heavy Duty UHMW-PE S & D . . . . .	D-10
EHC019 Hard Wall Heavy Duty UHMW-PE S & D . . . . .	D-11
EHC005 Corrugated UHMW-PE S & D . . . . .	D-12
EHC004 UHMW-PE S & D . . . . .	D-13
H0661 COUGAR™ Corrugated . . . . .	D-14
H8359 PANTHER™ Chemical . . . . .	D-15
EHC003 Heavy Duty Chemical S & D . . . . .	D-16
H0615 Corrugated Green CROSS-LINKED™ . . . . .	D-17
H0378 Green CROSS-LINKED™ . . . . .	D-18
EHC002 Flat Corrugated Chemical S & D . . . . .	D-19
EHC001 Chemical S & D . . . . .	D-20
EHC018 Hard Wall Heavy Duty Chemical S & D . . . . .	D-21
EHC011 Heavy Duty EPDM S & D . . . . .	D-22
H0345 TIGER™ Chemical S & D . . . . .	D-23

EHC009 Corrugated EPDM S & D . . . . .	D-24
EHC008 EPDM S & D . . . . .	D-25
EHC013 CSM S & D . . . . .	D-26

## Discharge

EHC017 Heavy Duty UHMW-PE Discharge . . . . .	D-27
EHC016 UHMW-PE Discharge . . . . .	D-28
EHC015 Heavy Duty Chemical Discharge . . . . .	D-29
EHC014 Chemical Discharge . . . . .	D-30
H9699 ALLEYCAT™ Hot Liquid . . . . .	D-31
EHC010 Heavy Duty EPDM Discharge . . . . .	D-32
H0346 LEOPARD™ Chemical Discharge . . . . .	D-33
EHC007 EPDM Discharge . . . . .	D-34
EHC012 CSM Discharge . . . . .	D-35

## Specialty

EHT453, EHT454, EHT455 Agricultural Spray . . . . .	D-36
EHT451 & EHT452 Agricultural Spray . . . . .	D-37
H1941 & H1942 NYALL™ . . . . .	D-38
H1561 CHEMFORCE™ . . . . .	D-39



## Chemical

## Suction &amp; Discharge

**H0060 ARMORCAT™ Corrugated Petrochemical**

**Application:** Transfer of acids, chemicals, solvents, and petroleum products; Loading and unloading, pumping, suction, or gravity flow discharge  
**Tube:** UHMW-PE FDA-approved material **Reinforcement:** 2-wire braid, dual stainless steel static wire **Cover:** Corrugated EPDM  
**Temp:** -40°C to +121°C, (-40°F to +250°F) \*Intermittent  
**Pressure:** 35 bar / 500 psi

**H0554 ARMORCAT™ Petrochemical**

**Application:** Transfer of acids, chemicals, solvents, and petroleum products; Loading and unloading, pumping, suction, or gravity flow discharge  
**Tube:** UHMW-PE FDA-approved material **Reinforcement:** 2-wire braid, dual stainless steel static wire, and helical wire **Cover:** EPDM  
**Temp:** -40°C to +121°C, (-40°F to +250°F) \*Intermittent  
**Pressure:** 35 bar / 500 psi

**H0599 CHEMCAT™ Corrugated Petrochemical**

**Application:** Transfer of acids, chemicals, solvents, and petroleum products; Loading and unloading, pumping, suction, or gravity flow discharge  
**Tube:** UHMW-PE FDA-approved material **Reinforcement:** 2-ply fiber with dual helical wire **Cover:** Corrugated EPDM  
**Temp:** -40°C to +121°C, (-40°F to +250°F) \*Intermittent  
**Pressure:** 12,1-20,7 bar / 175-300 psi

**H0523 CHEMCAT™ Petrochemical**

**Application:** Transfer of acids, chemicals, solvents, and petroleum products, and food transfer  
**Tube:** UHMW-PE FDA-approved material **Reinforcement:** 2-ply fiber and dual helical wires **Cover:** EPDM  
**Temp:** -40°C to +121°C, (-40°F to +250°F) \*Intermittent  
**Pressure:** 12,1-20,7 bar / 175-300 psi

**EHC006 Heavy Duty UHMW-PE S & D**

**Application:** Suction and discharge of chemicals and solvents  
**Tube:** UHMW-PE **Reinforcement:** High-tensile synthetic textile, steel helical wire and dual anti-static copper wires **Cover:** EPDM rubber  
**Temp:** -40°C to +80°C, (-40°F to +176°F)  
**Pressure:** 16 bar / 230 psi

**EHC019 Hard Wall Heavy Duty UHMW-PE S & D**

**Application:** Suction and discharge of corrosive chemicals and solvents  
**Tube:** UHMW-PE **Reinforcement:** High-tensile synthetic textile, dual steel helical wire and anti-static copper wire **Cover:** EPDM rubber  
**Temp:** -40°C to +80°C, (-40°F to +176°F)  
**Pressure:** 17,2 bar / 250 psi

**EHC005 Corrugated UHMW-PE S & D**

**Application:** Transfer of acids, chemicals, solvents and petroleum products  
**Tube:** UHMW-PE FDA-approved material **Reinforcement:** High-tensile synthetic textile, steel helical wire and anti-static copper wire  
**Cover:** Corrugated EPDM  
**Temp:** -40°C to +80°C, (-40°F to +176°F)  
**Pressure:** 10,5 bar / 150 psi

**EHC004 UHMW-PE S & D**

**Application:** Suction and discharge of chemicals, and solvents  
**Tube:** UHMW-PE FDA-approved material **Reinforcement:** High-tensile synthetic textile, steel helical wire and anti-static copper wire  
**Cover:** EPDM rubber  
**Temp:** -40°C to +80°C, (-40°F to +176°F)  
**Pressure:** 10,5 bar / 150 psi

**H0661 COUGAR™ Corrugated**

**Application:** In-plant transfer of chemicals, alcohols, acids and petroleum  
**Tube:** CPE **Reinforcement:** 2-ply fiber with helical wire **Cover:** EPDM  
**Temp:** -43°C to +135°C, (-45°F to +275°F)  
**Pressure:** 12,1 bar / 175 psi

**H8359 PANTHER™ Chemical**

**Application:** Transfer of acids, chemicals, solvents and petroleum products  
**Tube:** XLPE **Reinforcement:** 2-ply fiber with helical wire **Cover:** EPDM  
**Temp:** -43°C to +66°C, (-45°F to +150°F)  
**Pressure:** 12,1-17,2 bar / 175-250 psi

**EHC003 Heavy Duty Chemical S & D**

**Application:** Suction and discharge of chemicals and solvents  
**Tube:** PE blend **Reinforcement:** High-tensile synthetic textile, dual steel helical wire and dual anti-static copper wires **Cover:** EPDM  
**Temp:** -40°C to +80°C, (-40°F to +176°F)  
**Pressure:** 16 bar / 230 psi

**H0615 Corrugated Green CROSS-LINKED™**

**Application:** Transfer of acids, chemicals, solvents, and petroleum products; loading and unloading, pumping, suction, or gravity flow discharge  
**Tube:** XLPE **Reinforcement:** 2-ply fiber with helical wire  
**Cover:** Corrugated EPDM  
**Temp:** -43°C to +66°C, (-45°F to +150°F)  
**Pressure:** 12,1-17,2 bar / 175-250 psi

**H0378 Green CROSS-LINKED™**

**Application:** Transfer of acids, chemicals, solvents, and petroleum products; Loading and unloading, pumping, suction, or gravity flow discharge  
**Tube:** XLPE **Reinforcement:** 2-ply fiber, with helical wire **Cover:** EPDM  
**Temp:** -43°C to +66°C, (-45°F to +150°F)  
**Pressure:** 12,1-17,2 bar / 175-250 psi

**EHC002 Flat Corrugated Chemical S & D**

**Application:** Transfer of acids, chemicals, solvents and petroleum products  
**Tube:** PE blend **Reinforcement:** High-tensile synthetic textile, dual steel helical wire and anti-static copper wire **Cover:** Flat corrugated EPDM  
**Temp:** -40°C to +80°C, (-40°F to +176°F)  
**Pressure:** 10,5 bar / 150 psi

**EHC001 Chemical S & D**

**Application:** Transfer of acids, chemicals, solvents and petroleum products  
**Tube:** PE blend **Reinforcement:** High-tensile synthetic textile, dual steel helical wire and anti-static copper wire **Cover:** EPDM  
**Temp:** -40°C to +80°C, (-40°F to +176°F)  
**Pressure:** 10,5 bar / 150 psi

**EHC018 Hard Wall Heavy Duty Chemical S & D**

**Application:** Suction and discharge of corrosive chemicals and solvents  
**Tube:** PE blend **Reinforcement:** High-tensile synthetic textile, dual steel helical wire and anti-static copper wire **Cover:** EPDM rubber  
**Temp:** -40°C to +80°C, (-40°F to +176°F)  
**Pressure:** 10,5 bar / 150 psi

**EHC011 Heavy Duty EPDM S & D**

**Application:** Suction and discharge of chemicals, and solvents  
**Tube:** EPDM rubber  
**Reinforcement:** High-tensile synthetic textile, dual steel helical wires and anti-static copper wire **Cover:** EPDM rubber  
**Temp:** -40°C to +80°C, (-40°F to +176°F)  
**Pressure:** 16 bar / 230 psi

**H0345 TIGER™ Chemical S & D**

**Application:** Transfer of acids, chemicals, solvents, and petroleum products; loading and unloading, pumping, suction, or gravity flow discharge  
**Tube:** EPDM **Reinforcement:** 2-ply fiber with helical wire **Cover:** EPDM  
**Temp:** -43°C to +82°C, (-45°F to +180°F)  
**Pressure:** 10,5 bar / 150 psi

**EHC009 Corrugated EPDM S & D**

**Application:** Suction and discharge of chemicals, and solvents  
**Tube:** EPDM rubber  
**Reinforcement:** High-tensile synthetic textile, steel helical wire and anti-static copper wire **Cover:** Corrugated EPDM rubber  
**Temp:** -40°C to +80°C, (-40°F to +176°F)  
**Pressure:** 10,5 bar / 150 psi

**EHC008 EPDM S & D**

**Application:** Suction and discharge of chemicals, and solvents  
**Tube:** EPDM rubber **Reinforcement:** High-tensile synthetic textile, steel helical wire and anti-static copper wire **Cover:** EPDM rubber  
**Temp:** -40°C to +80°C, (-40°F to +176°F)  
**Pressure:** 10,5 bar / 150 psi

**EHC013 CSM S & D**

**Application:** Suction and discharge of chemicals, and solvents  
**Tube:** CSM rubber **Reinforcement:** High-tensile synthetic textile, steel helical wire and anti-static copper wire **Cover:** NBR blend  
**Temp:** -40°C to +80°C, (-40°F to +176°F)  
**Pressure:** 10,5 bar / 150 psi

## Discharge

**EHC017 Heavy Duty UHMW-PE Discharge**

**Application:** Discharge of chemicals, and solvents  
**Tube:** UHMW-PE **Reinforcement:** High-tensile synthetic textile, and anti-static copper wire **Cover:** EPDM rubber  
**Temp:** -40°C to +80°C, (-40°F to +176°F)  
**Pressure:** 16 bar / 230 psi

**EHC016 UHMW-PE Discharge**

**Application:** Discharge of chemicals, and solvents  
**Tube:** UHMW-PE **Reinforcement:** High-tensile synthetic textile and anti-static copper wire **Cover:** EPDM rubber  
**Temp:** -40°C to +80°C, (-40°F to +176°F)  
**Pressure:** 10,5 bar / 150 psi

**EHC015 Heavy Duty Chemical Discharge**

**Application:** Discharge of chemicals, and solvents  
**Tube:** PE blend **Reinforcement:** High-tensile synthetic textile, and anti-static copper wire **Cover:** EPDM rubber  
**Temp:** -40°C to +80°C, (-40°F to +176°F)  
**Pressure:** 16 bar / 230 psi

**EHC014 Chemical Discharge**

**Application:** Discharge of chemicals, and solvents  
**Tube:** PE blend **Reinforcement:** High-tensile synthetic textile, and anti-static copper wire **Cover:** EPDM rubber  
**Temp:** -40°C to +80°C, (-40°F to +176°F)  
**Pressure:** 10,5 bar / 150 psi

**H9699 ALLEYCAT™ Hot Liquid**

**Application:** For inplant transfer of cleaning solutions  
**Tube:** EPDM **Reinforcement:** 2-wire braid with anti-static wire  
**Cover:** EPDM  
**Temp:** -40°C to +149°C, (-40°F to +300°F)  
**Pressure:** 41 bar / 600 psi

**EHC010 Heavy Duty EPDM Discharge**

**Application:** Discharge of chemicals, and solvents  
**Tube:** EPDM **Reinforcement:** High-tensile synthetic textile, dual anti-static copper wire **Cover:** EPDM rubber  
**Temp:** -40°C to +80°C, (-40°F to +176°F)  
**Pressure:** 16 bar / 230 psi

**H0346 LEOPARD™ Chemical Discharge**

**Application:** Transfer of acids, chemicals, solvents, and petroleum products; loading and unloading, pumping, suction, or gravity flow discharge  
**Tube:** EPDM **Reinforcement:** 2-ply fiber **Cover:** EPDM  
**Temp:** -43°C to +82°C, (-45°F to +180°F)  
**Pressure:** 7,0-10,5 bar / 100-150 psi

**EHC007 EPDM Discharge**

**Application:** Discharge of chemicals, and solvents  
**Tube:** EPDM rubber **Reinforcement:** High-tensile synthetic textile and anti-static copper wire **Cover:** EPDM rubber  
**Temp:** -40°C to +80°C, (-40°F to +176°F)  
**Pressure:** 10,5 bar / 150 psi

**EHC012 CSM Discharge**

**Application:** Discharge of chemicals, and solvents  
**Tube:** CSM rubber **Reinforcement:** High-tensile synthetic textile, and anti-static copper wire **Cover:** NBR blend  
**Temp:** -40°C to +80°C, (-40°F to +176°F)  
**Pressure:** 10,5 bar / 150 psi

## Specialty

**EHT453, EHT454, EHT455 Agricultural Spray**

**Application:** Spraying pesticides and fertilizers  
**Tube:** PVC **Reinforcement:** High-tensile synthetic textile **Cover:** PVC  
**Temp:** -10°C to +60°C, (+14°F to +140°F)  
**Pressure:** 50-100 bar / 725-1450 psi

**EHT451 & EHT452 Agricultural Spray**

**Application:** Spraying pesticides and fertilizers  
**Tube:** PVC **Reinforcement:** High-tensile synthetic textile **Cover:** PVC  
**Temp:** -10°C to +60°C, (+14°F to +140°F)  
**Pressure:** 20-40 bar / 290-580 psi

**H1941 & H1942 NYALL™**

**Application:** Spray pesticides, fertilizers and paint  
**Tube:** Nylon **Reinforcement:** 1- or 2-Fiber braid  
**Cover:** Neoprene or Vinyl Nitrile  
**Temp:** -34°C to +71°C, (+30°F to +160°F)  
**Pressure:** 35-52 bar / 500-750 psi

**H1561 CHEMFORCE™**

**Application:** Spray pesticides, fertilizers and paint  
**Tube:** PVC/Polyurethane blend **Reinforcement:** 4-spiral fiber **Cover:** PVC  
**Temp:** -9°C to +71°C, (+15°F to +160°F)  
**Pressure:** 41 bar / 600 psi

# Chemical

## Introduction and Safety Information



### Remove the Guesswork from Selecting, Buying and Using Critical Application Hose

- When you're handling easily contaminated or hazardous material it is critical to select the proper hose. The high visibility branding and color coding removes the guess work for hose selection.

### Environmental Resistance

- The tube and cover materials of Eaton Industrial hose products are designed to assure maximum hose life at a superior value to the customer. Specialty service Eaton hoses are sophisticated transfer products for demanding jobs. Exceptional aging, weathering and heat resistant properties keep the hose flexible and easy to use.

### Variety and Selection

- Eaton offers a variety of choices to meet all of your chemical needs. Whether you need a color coded system, flexibility, or wide chemical tolerances, Eaton can meet your needs.

## Chemical Hose Safety Information

### Important!

**⚠ WARNING:** A failure of chemical hose in service can result in serious injury, death, or damage to property.

All chemical hose manufacturers recommend specific hose constructions to handle various chemicals.

IF AFTER CAREFUL REVIEW OF THE CHEMICAL RESISTANCE CHART FOUND IN THIS CATALOG, YOU HAVE ANY QUESTIONS ABOUT PROPER SELECTION OF THE HOSE, DO NOT USE OR RECOMMEND THE HOSE WITHOUT FIRST CONSULTING EATON FOR TECHNICAL ASSISTANCE. IF YOU DO NOT HAVE A MOST RECENT COPY, CONTACT CUSTOMER SUPPORT AT 1-888-258-0222. FOR GLOBAL SUPPORT, CONTACT YOUR LOCAL EATON REPRESENTATIVE.

The chemical resistance chart lists the more commonly used materials, chemicals, solvents, oils, etc. The recommendations are based on room temperature and pressure conditions normally recommended for the particular type of hose being used. Where conditions beyond this can be met readily, they have been so indicated; where conditions are not normal and cannot be readily met, Eaton should always be consulted. The chart does not imply conformance to the Food & Drug Administration requirements or Federal or State Laws when handling food products. The list of chemicals is offered as a guide to the chemical resistance properties of the tube material of the hoses shown. It should be used as a guide only, as the degree of resistance of any elastomer with a particular fluid depends upon such variables

as temperature, concentration, pressure conditions, velocity of flow, duration of exposure, aeration, stability of the fluid, etc. Therefore, when in doubt, it is advisable not to use the hose and you should contact your Eaton representative for assistance. Do not use chemical hose at temperatures or pressures above those recommended by the manufacturer. All operators must be thoroughly trained in the care and use of this hose and must at all times wear protective clothing. A hose or system failure could cause the release of a poisonous, corrosive or flammable material.

**⚠ WARNING:** If cover blisters exist, be careful not to pop them. If the hose was damaged in such a way that material was allowed to leak between the cover and inner tube, the blisters may contain this material. If the material is hazardous and splatters when the blisters are popped, it could cause serious physical injury.

**⚠ WARNING:** Failure to properly follow the manufacturer's recommended procedures for the care, maintenance, and storage of a particular hose may result in its failure to perform in the manner intended and may result in serious injury, death, or damage to property.

**⚠ WARNING:** Testing can be dangerous and should be done only by trained personnel using proper tools and procedures. Failure to follow such procedures might result in serious injury, death, or damage to property.

## Chemical Service Hose Maintenance, Testing and Inspection

### Foreword

The object of the following procedures is to detect any weakness in a hose assembly before the weakness causes failure of a hose in service. While these testing and inspection procedures may be applied to any hose, the periodic testing and inspection procedures outlined herein are mandatory for all hoses.

Rules for proper selection, handling, use and storage of hose are to be carefully followed. It is imperative that hose, while in storage or in service, not be subjected to any form of abuse such as kinking, exposure to an environment involving extremes of temperature, corrosive or oxidizing fumes or liquids, oils and solvents, ozone, etc. The procedures outlined in the ARPM Hose Handbook, Chapter IX, Care, Maintenance and Storage of Hose should be followed carefully.

### Scope

This procedure is intended as a guide for the inspection, maintenance, and testing of chemical hose. It covers hose containing carcass reinforcements of woven fiber fabric; fiber cords; fiber or wire braids; flat, oval or round wire helix; spiral wire or cable; or any combinations of these reinforcements. Chemical hose is available with various types of ends or, where specified, suitable metal fittings.

### Handling

Crushing or kinking of the hose can cause severe damage to the reinforcement. Care should be exercised to prevent mishandling.

Do not drag the hose or lift large bore hose from the middle of its length with the ends hanging down. Limit the curvature of the hose to the bend radius recommended by the manufacturer and avoid sharp bends at the end fittings and at manifold connections.

### Operation

**Important:** Personnel involved in an operation using chemical hose must use safety precautions such as wearing eye or face protection, rubber gloves, boots, and other types of protective clothing.

Pressures and temperatures are to be monitored to see that the hose is not exposed to conditions above specified limits. Exceeding specified limits could injure the hose and result in damage to property and serious bodily harm.

Never allow chemicals to drip on the exterior of a hose or allow hose to lay in a pool of chemicals since the hose cover may not have the chemical resistance of the tube. Should a corrosive material come in contact with the reinforcing material, early failure could result.

If kinking or crushing occurs, examine the hose carefully, and, if the outside diameter is reduced 5% to 20%, the hose must be immediately subjected to the Hydrostatic Pressure Test and Examination. If the reduction in diameter is more than 20%, retire the hose from service.

Care must be taken when different chemicals are conveyed in the same hose; the chemicals may react and shorten the service life of the hose. When it is impractical to disconnect the hose line after use, drain any remaining chemical from the hose.

### Storage

Before placing chemical hose in storage, the hose must be completely drained and any potentially explosive vapors or corrosive residues flushed out.

**⚠ WARNING:** EXTREME CARE MUST BE TAKEN WHEN FLUSHING OUT A CHEMICAL HOSE WITH WATER; SOME CHEMICALS, SUCH AS CONCENTRATED ACIDS, MAY REACT WITH WATER AND CAUSE SPATTERING WHICH COULD RESULT IN SERIOUS INJURY TO EYES OR OTHER AREAS OF THE BODY.

When flushing a hose, disposal of the effluent must be made in such a manner that environmental problems are not created.

Chemical hose should be stored so that air can circulate through it. This procedure helps extend the life of the hose. Hose should be stored in a cool, dark, dry place at a temperature less than 100°F (38°C).

Frequency of Inspection and Pressure Testing When chemical hose is used in bulk transfer service, it shall be visually inspected daily and hydrostatically tested every 90 days. The details of the examination and testing are listed in this catalog. An inspection card and recording system should be adopted for chemical hose used in dock applications.

**⚠ WARNING:** Consult with the coupling manufacturer to make sure you choose the correct coupling and proper assembly for the application. Such matching of hose and couplings, and assembling of couplings, should be performed only by trained personnel using proper tools and procedures. Failure to follow manufacturer's instructions or failure to use trained personnel may result in serious bodily injury and/or property damage.


**⚠ WARNING:** Never use a hose to transfer material it is not specifically meant to transfer. Doing so could deteriorate the hose and result in leaking, hose bursting, or end blow-offs. This could lead to serious personal injury or death. Always transfer material in a hose that is designed specifically to transfer that material. This information is listed in this catalog.

**⚠ WARNING:** Kinks can cause hose to burst, leading to bodily harm.

*This information taken from the ARPM, Hose Technical Information Sub Committee, IP-11-7 Chemical Hose, Copyright 1979, Revised 1987. (202) 682-1338*

# Chemical

## Suction & Discharge

 Refer to warnings and safety information on pages 0-1 – 0-16.

Use of damaged hose or improper use may result in bodily injury or property damage. Please consult Eaton catalog or Technical Support for proper application.

### H0060

### ARMORCAT™ Corrugated Petrochemical



#### Construction:

**Tube:** UHMW-PE  
FDA-approved material

**Reinforcement:** 2-wire  
braided, dual stainless steel  
anti-static wire

**Cover:** Corrugated EPDM

#### Operating Temperature:

-40°C to +121°C  
(-40°F to +250°F)  
WARNING: Intermittent

#### Application:

- For transfer of acids, chemicals, solvents, and petroleum products
- Loading and unloading, pumping, suction, or gravity flow discharge

#### Markets:


- Chemical petroleum industry
- In-plant transfers
- Tank truck
- Paper/pulp industry
- Bulk hauling
- Oil and gas exploration

#### Type of Couplings:

- Cam and groove
- Combination nipple
- Male NPT

Contact coupling manufacturer for other coupling recommendations including proper metal selection (stainless, aluminium, brass etc.) and attachment procedure with crimp specifications.

# Part No.	Hose I.D.		Hose O.D.		Max Operating Pressure		Burst Pressure		Minimum Bend Radius		Vacuum		Weight		Length				
	mtr	ft	DN	mm	in	mm	in	bar	psi	bar	psi	mm	in	kPa	in/Hg	kg/m	lbs/ft	mtr	ft
H006032-		100	51	50,8	2.00	65,9	2.59	35	500	138	2000	254,0	10.00	94,8	28	2,31	1.55		100
H006032-		150	51	50,8	2.00	65,9	2.59	35	500	138	2000	254,0	10.00	94,8	28	2,31	1.55		150

 Elevated temperatures can change chemical resistance ratings. Please refer to the Chemical Compatibility information prior to use. Factors such as concentration, fluid contamination, and extreme temperatures may affect these performance specification. Please consult Eaton catalog or Technical Support for proper application.



### H0554

### ARMORCAT™ Petrochemical



#### Construction:

**Tube:** UHMW-PE  
FDA-approved material

**Reinforcement:** 2-wire braid, dual stainless steel anti-static wire, 3.00" and 4.00" helical wire

**Cover:** EPDM

#### Operating Temperature:

-40°C to +121°C  
(-40°F to +250°F)

WARNING: Intermittent

#### Application:

- For transfer of acids, chemicals, solvents, and petroleum products
- Loading and unloading, pumping, suction, or gravity flow discharge

#### Markets:

- Chemical petroleum industry
- In-plant transfers
- Tank truck
- Paper/pulp industry
- Bulk hauling
- Oil and gas exploration

#### Type of Couplings:

- Cam and groove
- Combination nipple
- Male NPT


Contact coupling manufacturer for other coupling recommendations including proper metal selection (stainless, aluminium, brass etc.) and attachment procedure with crimp specifications.

# Part No.			Hose I.D.		Hose O.D.		Max Operating Pressure		Burst Pressure		Minimum Bend Radius		Vacuum		Weight		Length		
	mtr	ft	DN	mm	in	mm	in	bar	psi	bar	psi	mm	in	kPa	in/Hg	kg/m	lbs/ft	mtr	ft
H055416		50	25	25,4	1.00	38,7	1.52	35	500	138	2000	152,4	6.00	94,8	28	0,82	0.55		50
H055416-		150	25	25,4	1.00	38,7	1.52	35	500	138	2000	152,4	6.00	94,8	28	0,82	0.55		150
H055424-		150	38	38,1	1.50	50,0	1.97	35	500	138	2000	203,2	8.00	94,8	28	1,44	0.97		150
H055432		50	51	50,8	2.00	65,9	2.59	35	500	138	2000	254,0	10.00	94,8	28	2,31	1.55		50
H055432-		100	51	50,8	2.00	65,9	2.59	35	500	138	2000	254,0	10.00	94,8	28	2,31	1.55		100
H055448		50	80	76,2	3.00	95,3	3.75	35	500	138	2000	558,8	22.00	94,8	28	3,44	2.31		50
H055448-		150	80	76,2	3.00	95,3	3.75	35	500	138	2000	558,8	22.00	94,8	28	3,44	2.31		150
H055464-		150	102	101,6	4.00	121,2	4.77	35	500	138	2000	558,8	22.00	94,8	28	6,28	4.22		150

**▲** Elevated temperatures can change chemical resistance ratings. Please refer to the Chemical Compatibility information prior to use. Factors such as concentration, fluid contamination, and extreme temperatures may affect these performance specification. Please consult Eaton catalog or Technical Support for proper application.

# Chemical

## Suction & Discharge

 Refer to warnings and safety information on pages 0-1 – 0-16.

Use of damaged hose or improper use may result in bodily injury or property damage. Please consult Eaton catalog or Technical Support for proper application.

### H0599

### CHEMCAT™ Corrugated Petrochemical



#### Construction:

**Tube:** UHMW-PE  
FDA-approved material

**Reinforcement:** 2-ply fiber with dual helical wire

**Cover:** Corrugated EPDM

#### Operating Temperature:

-40°C to +121°C  
(-40°F to +250°F)  
WARNING: Intermittent

#### Application:

- For transfer of acids, chemicals, solvents, and petroleum products
- Loading and unloading, pumping, suction, or gravity flow discharge

#### Markets:


- Chemical petroleum industry
- In-plant transfers
- Tank truck
- Paper/pulp industry
- Bulk hauling
- Oil and gas exploration

#### Type of Couplings:

- Cam and groove
- Combination nipple
- Male NPT


Contact coupling manufacturer for other coupling recommendations including proper metal selection (stainless, aluminium, brass etc.) and attachment procedure with crimp specifications.

# Part No.	Hose I.D.		Hose O.D.		Max Operating Pressure		Burst Pressure		Minimum Bend Radius		Vacuum		Weight		Length				
	mtr	ft	DN	mm	in	mm	in	bar	psi	bar	psi	mm	in	kPa	in/Hg	kg/m	lbs/ft	mtr	ft
H059916-		150	25	25,4	1.00	38,9	1.53	20,7	300	83	1200	76,2	3.00	94,8	28	0,82	0.55		150
H059920-		150	31	31,8	1.25	47,6	1.87	20,7	300	83	1200	101,6	4.00	94,8	28	1,00	0.67		150
H059924-		100	38	38,1	1.50	54,0	2.13	20,7	300	83	1200	101,6	4.00	94,8	28	1,32	0.89		50, 100
H059932-		100	51	50,8	2.00	67,0	2.64	20,7	300	83	1200	127,0	5.00	94,8	28	1,73	1.16		50, 100
H059948-		100	80	76,2	3.00	92,2	3.63	20,7	250	70	1000	165,1	6.50	94,8	28	2,50	1.68		50, 100
H059964-		150	102	101,6	4.00	118,7	4.67	12,1	175	48	700	241,3	9.50	94,8	28	3,36	2.26		150

 Elevated temperatures can change chemical resistance ratings. Please refer to the Chemical Compatibility information prior to use. Factors such as concentration, fluid contamination, and extreme temperatures may affect these performance specification. Please consult Eaton catalog or Technical Support for proper application.

### H0523

### CHEMCAT™ Petrochemical



#### Construction:

**Tube:** UHMW-PE  
FDA-approved material

**Reinforcement:** 2-ply fiber  
and dual helical wires

**Cover:** EPDM

#### Operating Temperature:

-40°C to +121°C  
(-40°F to +250°F)  
WARNING: Intermittent

#### Application:

- For transfer of acids, chemicals, solvents, and petroleum products
- Food transfer

#### Markets:

- Chemical petroleum industry
- In-plant transfers
- Tank truck
- Paper/pulp industry
- Bulk hauling
- Ship building
- Forest products

#### Type of Couplings:


- Cam and groove
- Combination nipple
- Male NPT

Contact coupling manufacturer for other coupling recommendations including proper metal selection (stainless, aluminium, brass etc.) and attachment procedure with crimp specifications.

# Part No.	Hose I.D.			Hose O.D.		Max Operating Pressure		Burst Pressure		Minimum Bend Radius		Vacuum		Weight		Length	
	DN	mm	in	mm	in	bar	psi	bar	psi	mm	in	kPa	in/Hg	kg/m	lbs/ft	mtr	ft
H052312XX-100	19	19,0	0.75	30,6	1.20	20,7	300	83	1200	101,6	4.00	94,8	28	0,46	0.31	30,5	100
H052316XX-100	25	25,4	1.00	38,9	1.53	20,7	300	83	1200	139,7	5.50	94,8	28	0,82	0.55	30,5	100
H052320XX-100	31	31,8	1.25	47,8	1.88	20,7	300	83	1200	152,4	6.00	94,8	28	1,00	0.67	30,5	100
H052324XX-100	38	38,1	1.50	54,1	2.13	20,7	300	83	1200	190,5	7.50	94,8	28	1,33	0.89	30,5	100
H052332XX-100	51	50,8	2.00	66,8	2.63	20,7	300	83	1200	203,2	8.00	94,8	28	1,74	1.16	30,5	100
H052340XX-100	60	63,5	2.50	79,5	3.13	20,7	300	83	1200	203,2	8.00	94,8	28	2,13	1.42	30,5	100
H052348XX-100	80	76,2	3.00	92,2	3.63	17,2	250	70	1000	228,6	9.00	94,8	28	2,52	1.68	30,5	100
H052364XX-100	102	101,6	4.00	118,6	4.67	12,1	175	48	700	381,0	15.00	94,8	28	3,39	2.26	30,5	100


\* Additional lengths available on select items

\*\* XX notes color; GN for green, PR for purple

 Elevated temperatures can change chemical resistance ratings. Please refer to the Chemical Compatibility information prior to use. Factors such as concentration, fluid contamination, and extreme temperatures may affect these performance specification. Please consult Eaton catalog or Technical Support for proper application.

# Chemical

## Suction & Discharge

 Refer to warnings and safety information on pages 0-1 – 0-16.

Use of damaged hose or improper use may result in bodily injury or property damage. Please consult Eaton catalog or Technical Support for proper application.

### EHC006

### Heavy Duty UHMW-PE Suction & Discharge

TS EN12115 Type SD



#### Construction:

**Tube:** UHMW-PE  
FDA approved material

**Reinforcement:** High-tensile synthetic textile, steel helical wire and dual anti-static copper wires

**Cover:** EPDM rubber

#### Operating Temperature:

-40°C to +80°C  
(-40°F to +176°F)

#### Application:

- For suction and discharge of chemicals and solvents









#### Markets:


- Chemical petroleum industry
- In-plant transfers
- Tank truck
- Paper/pulp industry
- Bulk hauling
- Oil and gas exploration

#### Type of Couplings:

- Cam and groove
- Combination nipple
- Male NPT

Contact coupling manufacturer for other coupling recommendations including proper metal selection (stainless, aluminium, brass etc.) and attachment procedure with crimp specifications.

# Part No.			 Hose I.D.			 Hose O.D.		 Max Operating Pressure		 Burst Pressure		 Minimum Bend Radius		 Vacuum		 Weight		 Length	
	mtr	ft	DN	mm	in	mm	in	bar	psi	bar	psi	mm	in	kPa	in/Hg	kg/m	lbs/ft	mtr	ft
EHC006-12BK-	MXX	100	19	19,0	0.75	31	1.22	16,0	230	64	920	187	7.36	94,8	28	0,67	0.45	40-61	100
EHC006-16BK-	MXX	100	25	25,4	1.00	37	1.46	16,0	230	64	920	225	8.86	94,8	28	0,83	0.56	40-61	100
EHC006-20BK-	MXX	100	31	31,8	1.25	44	1.73	16,0	230	64	920	262	10.31	94,8	28	1,04	0.70	40-61	100
EHC006-24BK-	MXX	100	38	38,1	1.50	51	2.01	16,0	230	64	920	338	13.31	94,8	28	1,40	0.94	40-61	100
EHC006-32BK-	MXX	100	51	50,8	2.00	67	2.64	16,0	230	64	920	410	16.14	94,8	28	2,25	1.51	40-61	100
EHC006-40BK-	MXX	100	60	63,5	2.50	79	3.11	16,0	230	64	920	450	17.72	94,8	28	2,60	1.75	40-61	100
EHC006-48BK-	MXX	100	80	76,2	3.00	92	3.62	16,0	230	64	920	525	20.67	94,8	28	3,22	2.16	40-61	100
EHC006-64BK-	MXX	100	102	101,6	4.00	118	4.65	16,0	230	64	920	675	26.58	94,8	28	4,57	3.07	40-61	100

 Elevated temperatures can change chemical resistance ratings. Please refer to the Chemical Compatibility information prior to use. Factors such as concentration, fluid contamination, and extreme temperatures may affect these performance specification. Please consult Eaton catalog or Technical Support for proper application.

### EHC019

### Hard Wall Heavy Duty UHMW-PE Suction & Discharge



#### Construction:

**Tube:** UHMW-PE

**Reinforcement:** High-tensile synthetic textile, dual steel helical wire and anti-static copper wire

**Cover:** EPDM rubber

#### Operating Temperature:

-40°C to +80°C  
(-40°F to +176°F)

#### Application:

- For suction and discharge of corrosive chemicals, and solvents

#### Markets:


- Chemical petroleum industry
- In-plant transfers
- Tank truck
- Paper/pulp industry
- Bulk hauling
- Oil and gas exploration

#### Type of Couplings:

- Cam and groove
- Combination nipple
- Male NPT


Contact coupling manufacturer for other coupling recommendations including proper metal selection (stainless, aluminium, brass etc.) and attachment procedure with crimp specifications.

# Part No.			Hose I.D.			Hose O.D.		Max Operating Pressure		Burst Pressure		Minimum Bend Radius		Vacuum		Weight		Length	
			DN	mm	in	mm	in	bar	psi	bar	psi	mm	in	kPa	in/Hg	kg/m	lbs/ft	mtr	ft
EHC019-48-	MXX	100	80	76,2	3.00	92,0	3.62	17,2	250	70	1000	530	20.87	80,0	24	3,20	2.15	40-61	100
EHC019-64-	MXX	100	102	101,6	4.00	121,0	7.64	17,2	250	70	1000	700	27.56	80,0	24	4,75	3.19	40-61	100

 Elevated temperatures can change chemical resistance ratings. Please refer to the Chemical Compatibility information prior to use. Factors such as concentration, fluid contamination, and extreme temperatures may affect these performance specification. Please consult Eaton catalog or Technical Support for proper application.

# Chemical

## Suction & Discharge

 Refer to warnings and safety information on pages 0-1 – 0-16.

Use of damaged hose or improper use may result in bodily injury or property damage. Please consult Eaton catalog or Technical Support for proper application.

### EHC005

### Corrugated UHMW-PE Suction & Discharge



#### Construction:

**Tube:** UHMW-PE  
FDA Approved

**Reinforcement:** High-tensile synthetic textile, steel helical wire and anti-static copper wire

**Cover:** Corrugated EPDM

#### Operating Temperature:

-40°C to +80°C  
(-40°F to +176°F)

#### Application:

- For transfer of acids, chemicals, solvents, and petroleum products









#### Markets:

- Chemical petroleum industry
- In-plant transfers
- Tank truck
- Paper/pulp industry
- Bulk hauling
- Oil and gas exploration


#### Type of Couplings:

- Cam and groove
- Combination nipple
- Male MPT

Contact coupling manufacturer for other coupling recommendations including proper metal selection (stainless, aluminium, brass etc.) and attachment procedure with crimp specifications.

# Part No.																			
	mtr	ft	DN	mm	in	mm	in	bar	psi	bar	psi	mm	in	kPa	in/Hg	kg/m	lbs/ft	mtr	ft
EHC005-12GN-	MXX	100	19	19,0	0.75	29,0	1.14	10,5	150	41	600	90	3.54	94,8	28	0,57	0.38	40-61	100
EHC005-16GN-	MXX	100	25	25,4	1.00	36,0	1.42	10,5	150	41	600	110	4.33	94,8	28	0,76	0.51	40-61	100
EHC005-20GN-	MXX	100	31	31,8	1.25	44,0	1.69	10,5	150	41	600	150	5.91	94,8	28	1,08	0.73	40-61	100
EHC005-24GN-	MXX	100	38	38,1	1.50	50,0	1.97	10,5	150	41	600	175	6.89	94,8	28	1,24	0.83	40-61	100
EHC005-32GN-	MXX	100	51	50,8	2.00	65,0	2.56	10,5	150	41	600	250	9.84	94,8	28	1,96	1.32	40-61	100
EHC005-40GN-	MXX	100	60	63,5	2.50	78,0	3.07	10,5	150	41	600	325	12.80	94,8	28	2,33	1.57	40-61	100
EHC005-48GN-	MXX	100	80	76,2	3.00	91,0	3.58	10,5	150	41	600	450	17.72	94,8	28	2,99	2.01	40-61	100
EHC005-64GN-	MXX	100	102	101,6	4.00	118,0	4.69	10,5	150	41	600	650	25.59	94,8	28	4,28	2.87	40-61	100

\*Product available in additional colors on a MTO basis

 Elevated temperatures can change chemical resistance ratings. Please refer to the Chemical Compatibility information prior to use. Factors such as concentration, fluid contamination, and extreme temperatures may affect these performance specification. Please consult Eaton catalog or Technical Support for proper application.

### EHC004

### UHMW-PE Suction & Discharge



#### Construction:

**Tube:** UHMW-PE  
FDA Approved

**Reinforcement:** High-tensile synthetic textile, steel helical wire and anti-static copper wire

**Cover:** EPDM rubber

#### Operating Temperature:

-40°C to +80°C  
(-40°F to +176°F)

#### Application:

- For suction and discharge of chemicals and solvents









#### Markets:

- Chemical petroleum industry
- In-plant transfers
- Tank truck
- Paper/pulp industry
- Bulk hauling
- Oil and gas exploration


#### Type of Couplings:

- Cam and groove
- Combination nipple
- Male NPT

Contact coupling manufacturer for other coupling recommendations including proper metal selection (stainless, aluminium, brass etc.) and attachment procedure with crimp specifications.


# Part No.			 Hose I.D.			 Hose O.D.		 Max Oper Pressure		 Burst Pressure		 Minimum Bend Radius		 Vacuum		 Weight		 Length	
	mtr	ft	DN	mm	in	mm	in	bar	psi	bar	psi	mm	in	kPa	in/Hg	kg/m	lbs/ft	mtr	ft
EHC004-12GN-	MXX	100	19	19,0	0.75	31	1.22	10,5	150	41	600	80	3.15	94,8	28	0,69	0.46	40-61	100
EHC004-16GN-	MXX	100	25	25,4	1.00	37	1.46	10,5	150	41	600	110	4.33	94,8	28	0,82	0.55	40-61	100
EHC004-20GN-	MXX	100	31	31,8	1.25	45	1.77	10,5	150	41	600	165	6.50	94,8	28	1,12	0.75	40-61	100
EHC004-24GN-	MXX	100	38	38,1	1.50	52	2.05	10,5	150	41	600	225	8.86	94,8	28	1,50	1.01	40-61	100
EHC004-28GN-	MXX	100	45	44,5	1.75	59	2.32	10,5	150	41	600	285	11.22	94,8	28	1,82	1.22	40-61	100
EHC004-32GN-	MXX	100	51	50,8	2.00	67	2.64	10,5	150	41	600	350	13.78	94,8	28	2,28	1.53	40-61	100
EHC004-40GN-	MXX	100	60	63,5	2.50	80	3.15	10,5	150	41	600	450	17.72	94,8	28	2,78	1.87	40-61	100
EHC004-44GN-	MXX	100	70	70,0	2.75	87	3.43	10,5	150	41	600	550	21.65	94,8	28	3,18	2.14	40-61	100
EHC004-48GN-	MXX	100	80	76,2	3.00	93	3.66	10,5	150	41	600	800	31.50	94,8	28	3,32	2.23	40-61	100
EHC004-64GN-	MXX	100	102	101,6	4.00	120	4.72	10,5	150	41	600	1200	47.24	94,8	28	4,88	3.28	40-61	100

\*Product also available in BK-Black and BU-Blue

 Elevated temperatures can change chemical resistance ratings. Please refer to the Chemical Compatibility information prior to use. Factors such as concentration, fluid contamination, and extreme temperatures may affect these performance specification. Please consult Eaton catalog or Technical Support for proper application.

# Chemical

## Suction & Discharge

 Refer to warnings and safety information on pages 0-1 – 0-16.

Use of damaged hose or improper use may result in bodily injury or property damage. Please consult Eaton catalog or Technical Support for proper application.

### H0661

### COUGAR™ Corrugated



#### Construction:

**Tube:** CPE

**Reinforcement:** 2-ply fiber with helical wire

**Cover:** EPDM

#### Operating Temperature:

-43°C to +135°C  
(-45°F to +275°F)

#### Application:

- For in-plant transfer of chemicals, alcohols, acids and petroleum products

#### Markets:


- In-plant transfers
- Tank truck
- Paper/pulp industry

#### Type of Couplings:

- Cam and groove
- Combination nipple
- Male NPT

Contact coupling manufacturer for other coupling recommendations including proper metal selection (stainless, aluminium, brass etc.) and attachment procedure with crimp specifications.

# Part No.	Hose I.D.		Hose O.D.		Max Operating Pressure		Burst Pressure		Minimum Bend Radius		Vacuum		Weight		Length				
	mtr	ft	DN	mm	in	mm	in	bar	psi	bar	psi	mm	in	kPa	in/Hg	kg/m	lbs/ft	mtr	ft
H066132-		150	51	50,8	2.00	67,0	2.64	12,1	175	48	700	152,4	6.00	94,8	28	1,73	1.16		150
H066148-		150	80	76,2	3.00	92,2	3.63	12,1	175	48	700	229,0	9.00	94,8	28	2,50	1.68		150

 Elevated temperatures can change chemical resistance ratings. Please refer to the Chemical Compatibility information prior to use. Factors such as concentration, fluid contamination, and extreme temperatures may affect these performance specification. Please consult Eaton catalog or Technical Support for proper application.



### H8359

### PANTHER™ Chemical



#### Construction:

**Tube:** XLPE

#### Reinforcement:

2-ply fiber with helical wire

**Cover:** EPDM

#### Operating Temperature:

-43°C to +66°C  
(-45°F to +150°F)

#### Application:

- For transfer of acids, chemicals, solvents, and petroleum products

#### Markets:

- Chemical petroleum industry
- In-plant transfers
- Tank truck
- Paper/pulp industry
- Bulk hauling

#### Type of Couplings:

- Cam and groove
- Combination nipple
- Male NPT

Contact coupling manufacturer for other coupling recommendations including proper metal selection (stainless, aluminium, brass etc.) and attachment procedure with crimp specifications.

# Part No.	Hose I.D.		Hose O.D.		Max Operating Pressure		Burst Pressure		Minimum Bend Radius		Vacuum		Weight		Length				
																	mtr	ft	DN
H835916-		150	25	25,4	1.00	38,9	1.53	17,2	250	70	1000	127,0	5.00	94,8	28	1,07	0.72		150
H835920-		150	31	31,8	1.25	47,6	1.87	17,2	250	70	1000	203,2	8.00	94,8	28	1,28	0.86		150
H835924-		150	38	38,1	1.50	54,0	2.13	17,2	250	70	1000	203,2	8.00	94,8	28	1,32	0.89		150
H835932-		150	51	50,8	2.00	66,7	2.63	17,2	250	70	1000	228,6	9.00	94,8	28	1,68	1.13		150
H835940-		150	60	63,5	2.50	79,4	3.13	12,1	175	48	700	304,8	12.00	94,8	28	2,08	1.40		150
H835948-		150	80	76,2	3.00	92,1	3.63	12,1	175	48	700	406,4	16.00	94,8	28	2,44	1.64		150
H835964-		150	102	101,6	4.00	119,1	4.69	12,1	175	48	700	533,4	21.00	94,8	28	3,56	2.39		150

**⚠** Elevated temperatures can change chemical resistance ratings. Please refer to the Chemical Compatibility information prior to use. Factors such as concentration, fluid contamination, and extreme temperatures may affect these performance specification. Please consult Eaton catalog or Technical Support for proper application.

# Chemical

## Suction & Discharge

**⚠** Refer to warnings and safety information on pages 0-1 – 0-16.

Use of damaged hose or improper use may result in bodily injury or property damage. Please consult Eaton catalog or Technical Support for proper application.

### EHC003

### Heavy Duty Chemical Suction & Discharge

TS EN12115 XLPE TYPE SD-M



#### Construction:

**Tube:** PE blend

**Reinforcement:** High-tensile synthetic textile, dual steel helical wire and dual anti-static copper wires

**Cover:** EPDM rubber

#### Operating Temperature:

-40°C to +80°C  
(-40°F to +176°F)

#### Application:

- For suction and discharge of chemicals and solvents









#### Markets:

- Chemical petroleum industry
- In-plant transfers
- Tank truck
- Paper/pulp industry
- Bulk hauling
- Oil and gas exploration

#### Type of Couplings:

- Cam and groove
- Combination nipple
- Male NPT

Contact coupling manufacturer for other coupling recommendations including proper metal selection (stainless, aluminium, brass etc.) and attachment procedure with crimp specifications.

# Part No.			 Hose I.D.			 Hose O.D.		 Max Operating Pressure		 Burst Pressure		 Minimum Bend Radius		 Vacuum		 Weight		 Length	
	mtr	ft	DN	mm	in	mm	in	bar	psi	bar	psi	mm	in	kPa	in/Hg	kg/m	lbs/ft	mtr	ft
EHC003-12BK-	MXX	100	19	19,0	0.75	31	1.22	16	230	64	920	187	7.36	94,8	28	0,64	0.43	40-61	100
EHC003-16BK-	MXX	100	25	25,4	1.00	37	1.46	16	230	64	920	225	8.86	94,8	28	0,82	0.55	40-61	100
EHC003-20BK-	MXX	100	31	31,8	1.25	44	1.73	16	230	64	920	262	10.31	94,8	28	1,02	0.69	40-61	100
EHC003-24BK-	MXX	100	38	38,1	1.50	51	2.01	16	230	64	920	338	13.31	94,8	28	1,38	0.93	40-61	100
EHC003-32BK-	MXX	100	51	50,8	2.00	67	2.64	16	230	64	920	410	16.14	94,8	28	2,24	1.51	40-61	100
EHC003-40BK-	MXX	100	60	63,5	2.50	79	3.11	16	230	64	920	450	17.72	94,8	28	2,65	1.78	40-61	100
EHC003-48BK-	MXX	100	80	76,2	3.00	92	3.62	16	230	64	920	525	20.67	94,8	28	3,27	2.20	40-61	100
EHC003-64BK-	MXX	100	102	101,6	4.00	118	4.65	16	230	64	920	675	26.58	94,8	28	4,84	3.25	40-61	100

**⚠** Elevated temperatures can change chemical resistance ratings. Please refer to the Chemical Compatibility information prior to use. Factors such as concentration, fluid contamination, and extreme temperatures may affect these performance specification. Please consult Eaton catalog or Technical Support for proper application.

### H0615

### Corrugated Green CROSS-LINKED™



#### Construction:

**Tube:** XLPE

**Reinforcement:** 2-ply fiber with helical wire

**Cover:** Corrugated EPDM

#### Operating Temperature:

-43°C to +66°C  
(-45°F to +150°F)

#### Application:

- For transfer of acids, chemicals, solvents, and petroleum products
- Loading and unloading, pumping, suction, or gravity flow discharge

#### Markets:

- Chemical petroleum industry
- In-plant transfers
- Tank truck
- Paper/pulp industry
- Bulk hauling
- Oil and gas exploration

#### Type of Couplings:

- Cam and groove
- Combination nipple
- Male NPT


Contact coupling manufacturer for other coupling recommendations including proper metal selection (stainless, aluminium, brass etc.) and attachment procedure with crimp specifications.

# Part No.	Hose I.D.		Hose O.D.		Max Operating Pressure		Burst Pressure		Minimum Bend Radius		Vacuum		Weight		Length				
																	mtr	ft	DN
H061532-		150	51	50,8	2.00	66,7	2.63	17,2	250	70	1000	152,4	7.00	94,8	28	1,68	1.13		150
H061548-		150	80	76,2	3.00	92,1	3.63	12,1	175	48	700	304,8	12.00	94,8	28	2,44	1.64		150

**⚠** Elevated temperatures can change chemical resistance ratings. Please refer to the Chemical Compatibility information prior to use. Factors such as concentration, fluid contamination, and extreme temperatures may affect these performance specification. Please consult Eaton catalog or Technical Support for proper application.

# Chemical

## Suction & Discharge

 Refer to warnings and safety information on pages 0-1 – 0-16.

Use of damaged hose or improper use may result in bodily injury or property damage. Please consult Eaton catalog or Technical Support for proper application.

### H0378

### Green CROSS-LINKED™



**Construction:**

**Tube:** XLPE

**Reinforcement:** 2-ply fiber, with helical wire

**Cover:** EPDM

**Operating Temperature:**

-43°C to +66°C  
(-45°F to +150°F)

**Application:**

- For transfer of acids, chemicals, solvents, and petroleum products
- Loading and unloading, pumping, suction, or gravity flow discharge

**Markets:**


- Chemical petroleum industry
- In-plant transfers
- Tank truck
- Paper/pulp industry
- Bulk hauling
- Oil and gas exploration

**Type of Couplings:**

- Cam and groove
- Combination nipple
- Male NPT

Contact coupling manufacturer for other coupling recommendations including proper metal selection (stainless, aluminium, brass etc.) and attachment procedure with crimp specifications.

# Part No.	Hose I.D.		Hose O.D.		Max Operating Pressure		Burst Pressure		Minimum Bend Radius		Vacuum		Weight		Length				
	mtr	ft	DN	mm	in	mm	in	bar	psi	bar	psi	mm	in	kPa	in/Hg	kg/m	lbs/ft	mtr	ft
H037816-		150	25	25,4	1.00	38,9	1.53	17,2	250	70	1000	127,0	5.00	94,8	28	1,07	0.72		150
H037820-		150	31	31,8	1.25	47,6	1.87	17,2	250	70	1000	203,2	8.00	94,8	28	1,28	0.86		150
H037824-		150	38	38,1	1.50	54,0	2.13	17,2	250	70	1000	203,2	8.00	94,8	28	1,32	0.89		150
H037832-		150	51	50,8	2.00	66,7	2.63	17,2	250	70	1000	228,6	9.00	94,8	28	1,68	1.13		150
H037848-		150	80	76,2	3.00	92,1	3.63	12,1	175	48	700	406,4	16.00	94,8	28	2,44	1.64		150
H037864-		150	102	101,6	4.00	119,1	4.67	12,1	175	48	700	533,4	21.00	94,8	28	3,56	2.39		150

 Elevated temperatures can change chemical resistance ratings. Please refer to the Chemical Compatibility information prior to use. Factors such as concentration, fluid contamination, and extreme temperatures may affect these performance specification. Please consult Eaton catalog or Technical Support for proper application.

### EHC002

### Flat Corrugated Chemical Suction & Discharge



#### Construction:

**Tube:** PE blend

**Reinforcement:** High-tensile synthetic textile, dual steel helical wire and anti-static copper wire

**Cover:** Flat corrugated EPDM rubber

#### Operating Temperature:

-40°C to +80°C  
(-40°F to +176°F)

#### Application:

- For transfer of acids, chemicals, solvents, and petroleum products









#### Markets:

- Chemical petroleum industry
- In-plant transfers
- Tank truck
- Paper/pulp industry
- Bulk hauling
- Oil and gas exploration


#### Type of Couplings:

- Cam and groove
- Combination nipple
- Male NPT

Contact coupling manufacturer for other coupling recommendations including proper metal selection (stainless, aluminium, brass etc.) and attachment procedure with crimp specifications.


# Part No.																			
	mtr	ft	DN	mm	in	mm	in	bar	psi	bar	psi	mm	in	kPa	in/Hg	kg/m	lbs/ft	mtr	ft
EHC002-12GN-	MXX	100	19	19,0	0.75	29,0	1.14	10,5	150	31	450	70	2.76	94,8	28	0,49	0.33	40-61	100
EHC002-16GN-	MXX	100	25	25,4	1.00	36,0	1.42	10,5	150	31	450	100	3.94	94,8	28	0,64	0.43	40-61	100
EHC002-20GN-	MXX	100	31	31,8	1.25	43,0	1.69	10,5	150	31	450	130	5.12	94,8	28	0,96	0.65	40-61	100
EHC002-24GN-	MXX	100	38	38,1	1.50	50,0	1.97	10,5	150	31	450	160	6.30	94,8	28	1,11	0.75	40-61	100
EHC002-32GN-	MXX	100	51	50,8	2.00	64,0	2.52	10,5	150	31	450	250	9.84	94,8	28	1,60	1.08	40-61	100
EHC002-40GN-	MXX	100	60	63,5	2.50	78,0	3.07	10,5	150	31	450	350	13.78	94,8	28	2,26	1.52	40-61	100
EHC002-48GN-	MXX	100	80	76,2	3.00	91,0	3.58	10,5	150	31	450	450	17.72	94,8	28	2,60	1.75	40-61	100
EHC002-64GN-	MXX	100	102	101,6	4.00	119,0	4.69	10,5	150	31	450	700	27.56	94,8	28	4,33	2.91	40-61	100
EHC002-80GN-	MXX	100	130	127,0	5.00	148,0	5.83	10,5	150	31	450	900	35.43	94,8	28	6,75	4.54	40-61	100

\*Product also available in BK-black

 Elevated temperatures can change chemical resistance ratings. Please refer to the Chemical Compatibility information prior to use. Factors such as concentration, fluid contamination, and extreme temperatures may affect these performance specification. Please consult Eaton catalog or Technical Support for proper application.

# Chemical

## Suction & Discharge

 Refer to warnings and safety information on pages 0-1 – 0-16.

Use of damaged hose or improper use may result in bodily injury or property damage. Please consult Eaton catalog or Technical Support for proper application.

### EHC001

### Chemical Suction & Discharge



#### Construction:

**Tube:** PE blend

**Reinforcement:** High-tensile synthetic textile, dual steel helical wire and anti-static copper wire

**Cover:** EPDM rubber

#### Operating Temperature:

-40°C to +80°C  
(-40°F to +176°F)

#### Application:

- For transfer of acids, chemicals, solvents, and petroleum products









#### Markets:

- Chemical petroleum industry
- In-plant transfers
- Tank truck
- Paper/pulp industry
- Bulk hauling


#### Type of Couplings:

- Cam and groove
- Combination nipple
- Male NPT

Contact coupling manufacturer for other coupling recommendations including proper metal selection (stainless, aluminium, brass etc.) and attachment procedure with crimp specifications.

# Part No.																			
	mtr	ft	DN	mm	in	mm	in	bar	psi	bar	psi	mm	in	kPa	in/Hg	kg/m	lbs/ft	mtr	ft
EHC001-12GN-	MXX	100	19	19,0	0.75	31	1.22	10,5	150	41	600	80	3.15	94,8	28	0,67	0.45	40-61	100
EHC001-16GN-	MXX	100	25	25,4	1.00	37	1.46	10,5	150	41	600	110	4.33	94,8	28	0,82	0.55	40-61	100
EHC001-20GN-	MXX	100	31	31,8	1.25	45	1.77	10,5	150	41	600	165	6.50	94,8	28	1,13	0.76	40-61	100
EHC001-24GN-	MXX	100	38	38,1	1.50	52	2.05	10,5	150	41	600	225	8.86	94,8	28	1,46	0.98	40-61	100
EHC001-28GN-	MXX	100	45	44,5	1.75	59	2.32	10,5	150	41	600	285	11.22	94,8	28	1,78	1.20	40-61	100
EHC001-32GN-	MXX	100	51	50,8	2.00	67	2.64	10,5	150	41	600	350	13.78	94,8	28	2,26	1.52	40-61	100
EHC001-40GN-	MXX	100	60	63,5	2.50	80	3.15	10,5	150	41	600	450	17.72	94,8	28	2,82	1.90	40-61	100
EHC001-44GN-	MXX	100	70	70,0	2.75	87	3.43	10,5	150	41	600	550	21.65	94,8	28	3,19	2.14	40-61	100
EHC001-48GN-	MXX	100	80	76,2	3.00	93	3.66	10,5	150	41	600	800	31.50	94,8	28	3,43	2.31	40-61	100
EHC001-64GN-	MXX	100	102	101,6	4.00	120	4.72	10,5	150	41	600	1200	47.24	94,8	28	5,29	3.56	40-61	100

\*Product also available in BK-black

 Elevated temperatures can change chemical resistance ratings. Please refer to the Chemical Compatibility information prior to use. Factors such as concentration, fluid contamination, and extreme temperatures may affect these performance specification. Please consult Eaton catalog or Technical Support for proper application.

### EHC018

### Hard Wall Heavy Duty Chemical Suction & Discharge



#### Construction:

**Tube:** PE Blend

**Reinforcement:** High-tensile synthetic textile, dual steel helical wire and anti-static copper wire

**Cover:** EPDM rubber

#### Operating Temperature:

-40°C to +80°C  
(-40°F to +176°F)

#### Application:

- For suction and discharge of corrosive chemicals and solvents









#### Markets:

- Chemical petroleum industry
- In-plant transfers
- Tank truck
- Paper/pulp industry
- Bulk hauling
- Oil and gas exploration

#### Type of Couplings:

- Cam and groove
- Combination nipple
- Male NPT


Contact coupling manufacturer for other coupling recommendations including proper metal selection (stainless, aluminium, brass etc.) and attachment procedure with crimp specifications.

# Part No.			 Hose I.D.			 Hose O.D.		 Max Operating Pressure		 Burst Pressure		 Minimum Bend Radius		 Vacuum		 Weight		 Length	
	mtr	ft	DN	mm	in	mm	in	bar	psi	bar	psi	mm	in	kPa	in/Hg	kg/m	lbs/ft	mtr	ft
EHC018-48-	MXX	100	80	76,2	3.00	91	3.58	10,5	150	41	600	530	20.87	80,0	24	3,20	2.15	40-61	100
EHC018-64-	MXX	100	102	101,6	4.00	120	4.72	10,5	150	41	600	700	27.56	80,0	24	4,68	3.14	40-61	100

**⚠** Elevated temperatures can change chemical resistance ratings. Please refer to the Chemical Compatibility information prior to use. Factors such as concentration, fluid contamination, and extreme temperatures may affect these performance specification. Please consult Eaton catalog or Technical Support for proper application.

# Chemical

## Suction & Discharge

 Refer to warnings and safety information on pages 0-1 – 0-16.

Use of damaged hose or improper use may result in bodily injury or property damage. Please consult Eaton catalog or Technical Support for proper application.

### EHC011

### Heavy Duty EPDM Suction & Discharge

TS EN12115 EPDM Type SD



#### Construction:

**Tube:** EPDM rubber  
**Reinforcement:** High-tensile synthetic textile, dual steel helical wires and anti-static copper wire  
**Cover:** EPDM rubber

#### Operating Temperature:

-40°C to +80°C  
 (-40°F to +176°F)

#### Application:

- For suction and discharge of chemicals and solvents









#### Markets:


- Chemical petroleum industry
- In-plant transfers
- Tank truck
- Paper/pulp industry
- Bulk hauling
- Oil and gas exploration

#### Type of Couplings:

- Cam and groove
- Combination nipple
- Male NPT

Contact coupling manufacturer for other coupling recommendations including proper metal selection (stainless, aluminium, brass etc.) and attachment procedure with crimp specifications.

# Part No.																			
	mtr	ft	DN	mm	in	mm	in	bar	psi	bar	psi	mm	in	kPa	in/Hg	kg/m	lbs/ft	mtr	ft
EHC011-12-	MXX	100	19	19,0	0.75	31	1.22	16,0	230	64	920	75	2.95	94,8	28	0,63	0.42	40-61	100
EHC011-16-	MXX	100	25	25,4	1.00	37	1.46	16,0	230	64	920	100	3.94	94,8	28	0,78	0.52	40-61	100
EHC011-20-	MXX	100	31	31,8	1.25	44	1.73	16,0	230	64	920	125	4.92	94,8	28	1,03	0.69	40-61	100
EHC011-24-	MXX	100	38	38,1	1.50	51	2.01	16,0	230	64	920	150	5.90	94,8	28	1,42	0.95	40-61	100
EHC011-32-	MXX	100	51	50,8	2.00	67	2.64	16,0	230	64	920	225	8.86	94,8	28	2,20	1.48	40-61	100
EHC011-40-	MXX	100	60	63,5	2.50	79	3.11	16,0	230	64	920	280	11.02	94,8	28	2,67	1.79	40-61	100
EHC011-48-	MXX	100	80	76,2	3.00	92	3.62	16,0	230	64	920	340	13.39	80,0	24	3,16	2.12	40-61	100
EHC011-64-	MXX	100	102	101,6	4.00	118	4.65	16,0	230	64	920	455	17.91	80,0	24	4,36	2.93	40-61	100

 Elevated temperatures can change chemical resistance ratings. Please refer to the Chemical Compatibility information prior to use. Factors such as concentration, fluid contamination, and extreme temperatures may affect these performance specification. Please consult Eaton catalog or Technical Support for proper application.



### H0345

### TIGER™ Chemical Suction & Discharge



#### Construction:

**Tube:** EPDM

#### Reinforcement:

2-ply fiber with helical wire

**Cover:** EPDM

#### Operating Temperature:

-43°C to +82°C  
(-45°F to +180°F)

#### Application:

- For transfer of acids, chemicals, solvents, and petroleum products
- Loading and unloading, pumping, suction, or gravity flow discharge

#### Markets:


- Chemical petroleum industry
- In-plant transfers
- Tank truck
- Paper/pulp industry
- Bulk hauling
- Oil and gas exploration

#### Type of Couplings:

- Cam and groove
- Combination nipple
- Male NPT

Contact coupling manufacturer for other coupling recommendations including proper metal selection (stainless, aluminium, brass etc.) and attachment procedure with crimp specifications.

# Part No.	Hose I.D.		Hose O.D.		Max Operating Pressure		Burst Pressure		Minimum Bend Radius		Vacuum		Weight		Length				
																	mtr	ft	DN
H034524-		100	38	38,1	1.50	60,3	2.37	10,5	150	41	600	101,6	4.00	94,8	28	2,31	1.55		100
H034532-		100	51	50,8	2.00	73,0	2.87	10,5	150	41	600	127,0	5.00	94,8	28	2,86	1.92		100
H034548-		100	80	76,2	3.00	100,0	3.94	10,5	150	41	600	228,6	9.00	94,8	28	4,25	2.86		100
H034564-		150	102	101,6	4.00	125,4	4.94	10,5	150	41	600	279,4	11.00	94,8	28	5,49	3.69		150
H034596		150	150	152,4	6.00	183,4	7.22	10,5	150	41	600	762,0	30.00	94,8	28	11,63	7.82		150

 Elevated temperatures can change chemical resistance ratings. Please refer to the Chemical Compatibility information prior to use. Factors such as concentration, fluid contamination, and extreme temperatures may affect these performance specification. Please consult Eaton catalog or Technical Support for proper application.

# Chemical

## Suction & Discharge

**⚠** Refer to warnings and safety information on pages 0-1 – 0-16.

Use of damaged hose or improper use may result in bodily injury or property damage. Please consult Eaton catalog or Technical Support for proper application.

### EHC009

### Corrugated EPDM Suction & Discharge



#### Construction:

**Tube:** EPDM rubber

**Reinforcement:** High-tensile synthetic textile, steel helical wire and anti-static copper wire

**Cover:** Corrugated EPDM rubber

#### Operating Temperature:

-40°C to +80°C  
(-40°F to +176°F)

#### Application:

- For suction and discharge of chemicals and solvents









#### Markets:

- Chemical petroleum industry
- In-plant transfers
- Tank truck
- Paper/pulp industry
- Bulk hauling
- Oil and gas exploration

#### Type of Couplings:

- Cam and groove
- Combination nipple
- Male NPT

Contact coupling manufacturer for other coupling recommendations including proper metal selection (stainless, aluminium, brass etc.) and attachment procedure with crimp specifications.

# Part No.																			
	mtr	ft	DN	mm	in	mm	in	bar	psi	bar	psi	mm	in	kPa	in/Hg	kg/m	lbs/ft	mtr	ft
EHC009-12-	MXX	100	19	19,0	0.75	29,5	1.16	10,5	150	41	600	75	2.95	94,8	28	0,61	0.41	40-61	100
EHC009-16-	MXX	100	25	25,4	1.00	36,0	1.42	10,5	150	41	600	100	3.94	94,8	28	0,76	0.51	40-61	100
EHC009-20-	MXX	100	31	31,8	1.25	43,0	1.69	10,5	150	41	600	125	4.92	94,8	28	0,99	0.67	40-61	100
EHC009-24-	MXX	100	38	38,1	1.50	49,0	1.93	10,5	150	41	600	150	5.90	94,8	28	1,15	0.77	40-61	100
EHC009-28-	MXX	100	45	44,5	1.75	56,5	2.22	10,5	150	41	600	190	7.48	94,8	28	1,41	0.95	40-61	100
EHC009-32-	MXX	100	51	50,8	2.00	63,0	2.48	10,5	150	41	600	240	9.45	94,8	28	1,73	1.16	40-61	100
EHC009-40-	MXX	100	60	63,5	2.50	77,0	3.03	10,5	150	41	600	305	12.00	94,8	28	2,47	1.66	40-61	100
EHC009-44-	MXX	100	70	70,0	2.75	83,5	3.29	10,5	150	41	600	335	13.19	94,8	28	2,70	1.82	40-61	100
EHC009-48-	MXX	100	80	76,2	3.00	92,5	3.64	10,5	150	41	600	380	14.96	94,8	28	3,40	2.29	40-61	100
EHC009-64-	MXX	100	102	101,6	4.00	118,0	4.65	10,5	150	41	600	525	20.67	94,8	28	4,42	2.97	40-61	100

**⚠** Elevated temperatures can change chemical resistance ratings. Please refer to the Chemical Compatibility information prior to use. Factors such as concentration, fluid contamination, and extreme temperatures may affect these performance specification. Please consult Eaton catalog or Technical Support for proper application.

### EHC008

### EPDM Suction & Discharge



#### Construction:

**Tube:** EPDM rubber

**Reinforcement:** High-tensile synthetic textile, steel helical wire and anti-static copper wire

**Cover:** EPDM rubber

#### Operating Temperature:

-40°C to +80°C  
(-40°F to +176°F)

#### Application:

- For suction and discharge of chemicals and solvents

#### Markets:

- Chemical petroleum industry
- In-plant transfers
- Tank truck
- Paper/pulp industry
- Bulk hauling
- Oil and gas exploration

#### Type of Couplings:

- Cam and groove
- Combination nipple
- Male NPT


Contact coupling manufacturer for other coupling recommendations including proper metal selection (stainless, aluminium, brass etc.) and attachment procedure with crimp specifications.

# Part No.			Hose I.D.			Hose O.D.		Max Operating Pressure		Burst Pressure		Minimum Bend Radius		Vacuum		Weight		Length	
	mtr	ft	DN	mm	in	mm	in	bar	psi	bar	psi	mm	in	kPa	in/Hg	kg/m	lbs/ft	mtr	ft
EHC008-12-	MXX	100	19	19,0	0.75	30	1.18	10,5	150	41	600	75	2.95	94,8	28	0,61	0.41	40-61	100
EHC008-16-	MXX	100	25	25,4	1.00	36	1.42	10,5	150	41	600	100	3.94	94,8	28	0,72	0.48	40-61	100
EHC008-20-	MXX	100	31	31,8	1.25	44	1.73	10,5	150	41	600	125	4.92	94,8	28	1,02	0.69	40-61	100
EHC008-24-	MXX	100	38	38,1	1.50	51	2.01	10,5	150	41	600	150	5.90	94,8	28	1,36	0.91	40-61	100
EHC008-28-	MXX	100	45	44,5	1.75	58	2.28	10,5	150	41	600	190	7.48	94,8	28	1,63	1.10	40-61	100
EHC008-32-	MXX	100	51	50,8	2.00	66	2.60	10,5	150	41	600	225	8.86	94,8	28	2,08	1.40	40-61	100
EHC008-40-	MXX	100	60	63,5	2.50	79	3.11	10,5	150	41	600	280	11.02	94,8	28	2,70	1.82	40-61	100
EHC008-44-	MXX	100	70	70,0	2.75	86	3.39	10,5	150	41	600	315	12.40	94,8	28	3,01	2.02	40-61	100
EHC008-48-	MXX	100	80	76,2	3.00	92	3.62	10,5	150	41	600	340	13.39	94,8	28	3,24	2.18	40-61	100
EHC008-64-	MXX	100	102	101,6	4.00	118	4.65	10,5	150	41	600	455	17.91	94,8	28	4,55	3.06	40-61	100

**⚠** Elevated temperatures can change chemical resistance ratings. Please refer to the Chemical Compatibility information prior to use. Factors such as concentration, fluid contamination, and extreme temperatures may affect these performance specification. Please consult Eaton catalog or Technical Support for proper application.

# Chemical

## Suction & Discharge

 Refer to warnings and safety information on pages 0-1 – 0-16.

Use of damaged hose or improper use may result in bodily injury or property damage. Please consult Eaton catalog or Technical Support for proper application.

### EHC013

### CSM Suction & Discharge



#### Construction:

**Tube:** CSM rubber

**Reinforcement:** High-tensile synthetic textile, steel helical wire and anti-static copper wire

**Cover:** Nitrile blend rubber

#### Operating Temperature:

-40°C to +80°C  
(-40°F to +176°F)

#### Application:

- For suction and discharge of chemicals and solvents









#### Markets:


- Chemical petroleum industry
- In-plant transfers
- Tank truck
- Paper/pulp industry
- Bulk hauling
- Oil and gas exploration

#### Type of Couplings:

- Cam and groove
- Combination nipple
- Male NPT

Contact coupling manufacturer for other coupling recommendations including proper metal selection (stainless, aluminium, brass etc.) and attachment procedure with crimp specifications.

# Part No.																			
	mtr	ft	DN	mm	in	mm	in	bar	psi	bar	psi	mm	in	kPa	in/Hg	kg/m	lbs/ft	mtr	ft
EHC013-12-	MXX	100	19	19,0	0.75	30	1.18	10,5	150	41	600	75	2.95	94,8	28	0,59	0.40	40-61	100
EHC013-16-	MXX	100	25	25,4	1.00	36	1.42	10,5	150	41	600	100	3.94	94,8	28	0,70	0.47	40-61	100
EHC013-20-	MXX	100	31	31,8	1.25	44	1.73	10,5	150	41	600	125	4.92	94,8	28	1,01	0.68	40-61	100
EHC013-24-	MXX	100	38	38,1	1.50	51	2.01	10,5	150	41	600	150	5.90	94,8	28	1,35	0.91	40-61	100
EHC013-28-	MXX	100	45	44,5	1.75	58	2.28	10,5	150	41	600	190	7.48	94,8	28	1,59	1.07	40-61	100
EHC013-32-	MXX	100	51	50,8	2.00	66	2.60	10,5	150	41	600	225	8.86	94,8	28	2,03	1.36	40-61	100
EHC013-40-	MXX	100	60	63,5	2.50	79	3.11	10,5	150	41	600	280	11.02	94,8	28	2,63	1.77	40-61	100
EHC013-48-	MXX	100	80	76,2	3.00	92	3.62	10,5	150	41	600	340	13.39	94,8	28	3,19	2.14	40-61	100
EHC013-64-	MXX	100	102	101,6	4.00	118	4.65	10,5	150	41	600	455	17.91	94,8	28	4,26	2.86	40-61	100

 Elevated temperatures can change chemical resistance ratings. Please refer to the Chemical Compatibility information prior to use. Factors such as concentration, fluid contamination, and extreme temperatures may affect these performance specification. Please consult Eaton catalog or Technical Support for proper application.

**EHC017**

**Heavy Duty UHMW-PE Discharge**

TS EN12115 UHMW-PE Type D



**Construction:**

**Tube:** UHMW-PE  
FDA approved material

**Reinforcement:** High-tensile synthetic textile, and anti-static copper wire

**Cover:** EPDM rubber

**Operating Temperature:**

-40°C to +80°C  
(-40°F to +176°F)

**Application:**

- For discharge of chemicals and solvents








**Markets:**


- Chemical petroleum industry
- In-plant transfers
- Tank truck
- Paper/pulp industry
- Bulk hauling
- Oil and gas exploration

**Type of Couplings:**

- Cam and groove
- Combination nipple
- Male NPT

Contact coupling manufacturer for other coupling recommendations including proper metal selection (stainless, aluminium, brass etc.) and attachment procedure with crimp specifications.

# Part No.			 Hose I.D.			 Hose O.D.		 Max Operating Pressure		 Burst Pressure		 Minimum Bend Radius		 Weight		 Length	
	mtr	ft	DN	mm	in	mm	in	bar	psi	bar	psi	mm	in	kg/m	lbs/ft	mtr	ft
EHC017-12BK-	MXX	100	19	19,0	0.75	31	1.22	16,0	230	64	920	187	7.36	0,55	0.37	40-61	100
EHC017-16BK-	MXX	100	25	25,4	1.00	37	1.46	16,0	230	64	920	225	8.86	0,67	0.45	40-61	100
EHC017-20BK-	MXX	100	31	31,8	1.25	44	1.73	16,0	230	64	920	262	10.31	1,02	0.69	40-61	100
EHC017-24BK-	MXX	100	38	38,1	1.50	51	2.01	16,0	230	64	920	338	13.31	1,18	0.79	40-61	100
EHC017-32BK-	MXX	100	51	50,8	2.00	67	2.64	16,0	230	64	920	410	16.14	1,68	1.13	40-61	100
EHC017-40BK-	MXX	100	60	63,5	2.50	79	3.11	16,0	230	64	920	450	17.72	2,20	1.48	40-61	100
EHC017-48BK-	MXX	100	80	76,2	3.00	92	3.62	16,0	230	64	920	525	20.67	2,70	1.82	40-61	100
EHC017-64BK-	MXX	100	102	101,6	4.00	118	4.65	16,0	230	64	920	675	26.57	3,61	2.43	40-61	100

 Elevated temperatures can change chemical resistance ratings. Please refer to the Chemical Compatibility information prior to use. Factors such as concentration, fluid contamination, and extreme temperatures may affect these performance specification. Please consult Eaton catalog or Technical Support for proper application.

# Chemical


## Discharge

**⚠** Refer to warnings and safety information on pages 0-1 – 0-16.

Use of damaged hose or improper use may result in bodily injury or property damage. Please consult Eaton catalog or Technical Support for proper application.

### EHC016

### UHMW-PE Discharge



#### Construction:

**Tube:** UHMW-PE

**Reinforcement:** High-tensile synthetic textile and anti-static copper wire

**Cover:** EPDM rubber

#### Operating Temperature:

-40°C to +80°C  
(-40°F to +176°F)

#### Application:

- For discharge of chemicals and solvents







#### Markets:

- Chemical petroleum industry
- In-plant transfers
- Tank truck
- Paper/pulp industry
- Bulk hauling
- Oil and gas exploration

#### Type of Couplings:

- Cam and groove
- Combination nipple
- Male NPT

Contact coupling manufacturer for other coupling recommendations including proper metal selection (stainless, aluminium, brass etc.) and attachment procedure with crimp specifications.

# Part No.			 Hose I.D.			 Hose O.D.		 Max Operating Pressure		 Burst Pressure		 Weight		 Length	
	mtr	ft	DN	mm	in	mm	in	bar	psi	bar	psi	kg/m	lbs/ft	mtr	ft
EHC016-12GN-	MXX	100	19	19,0	0.75	30	1.18	10,5	150	41,0	600	0,56	0.38	40-61	100
EHC016-16GN-	MXX	100	25	25,4	1.00	36	1.42	10,5	150	41,0	600	0,66	0.44	40-61	100
EHC016-20GN-	MXX	100	31	31,8	1.25	45	1.77	10,5	150	41,0	600	1,19	0.80	40-61	100
EHC016-24GN-	MXX	100	38	38,1	1.50	51	2.01	10,5	150	41,0	600	1,58	1.06	40-61	100
EHC016-28GN-	MXX	100	45	44,5	1.75	59	2.32	10,5	150	41,0	600	1,75	1.18	40-61	100
EHC016-32GN-	MXX	100	51	50,8	2.00	65	2.56	10,5	150	41,0	600	2,23	1.50	40-61	100
EHC016-40GN-	MXX	100	60	63,5	2.50	79	3.11	10,5	150	41,0	600	2,50	1.68	40-61	100
EHC016-44GN-	MXX	100	70	70,0	2.75	86	3.39	10,5	150	41,0	600	2,71	1.82	40-61	100
EHC016-48GN-	MXX	100	80	76,2	3.00	92	3.62	10,5	150	41,0	600	3,21	2.16	40-61	100
EHC016-64GN-	MXX	100	102	101,6	4.00	118	4.65	10,5	150	41,0	600	3,77	2.53	40-61	100

\*Product also available in BK-Black and BU-Blue

**⚠** Elevated temperatures can change chemical resistance ratings. Please refer to the Chemical Compatibility information prior to use. Factors such as concentration, fluid contamination, and extreme temperatures may affect these performance specification. Please consult Eaton catalog or Technical Support for proper application.

## EHC015

## Heavy Duty Chemical Discharge

TS EN12115 XLPE Type D-M



### Construction:

**Tube:** PE blend

**Reinforcement:** High-tensile synthetic textile, and anti-static copper wire

**Cover:** EPDM rubber

### Operating Temperature:

-40°C to +80°C  
(-40°F to +176°F)

### Application:

- For discharge of chemicals and solvents








### Markets:


- Chemical petroleum industry
- In-plant transfers
- Tank truck
- Paper/pulp industry
- Bulk hauling
- Oil and gas exploration

### Type of Couplings:

- Cam and groove
- Combination nipple
- Male NPT

Contact coupling manufacturer for other coupling recommendations including proper metal selection (stainless, aluminium, brass etc.) and attachment procedure with crimp specifications.

# Part No.																	
	mtr	ft	DN	mm	in	mm	in	bar	psi	bar	psi	mm	in	kg/m	lbs/ft	mtr	ft
EHC015-12BK-	MXX	100	19	19,0	0.75	31,0	1.22	16,0	230	64,0	920	187	7.36	0,60	0.40	40-61	100
EHC015-16BK-	MXX	100	25	25,4	1.00	37,0	1.46	16,0	230	64,0	920	225	8.86	0,71	0.48	40-61	100
EHC015-20BK-	MXX	100	31	31,8	1.25	44,0	1.73	16,0	230	64,0	920	262	10.31	0,93	0.63	40-61	100
EHC015-24BK-	MXX	100	38	38,1	1.50	51,0	2.01	16,0	230	64,0	920	338	13.31	1,19	0.80	40-61	100
EHC015-32BK-	MXX	100	51	50,8	2.00	67,0	2.64	16,0	230	64,0	920	410	16.14	1,91	1.28	40-61	100
EHC015-40BK-	MXX	100	60	63,5	2.50	79,0	3.11	16,0	230	64,0	920	450	17.72	2,22	1.49	40-61	100
EHC015-48BK-	MXX	100	80	76,2	3.00	92,0	3.62	16,0	230	64,0	920	525	20.67	2,65	1.78	40-61	100
EHC015-64BK-	MXX	100	102	101,6	4.00	118,0	4.65	16,0	230	64,0	920	675	26.57	3,65	2.45	40-61	100

 Elevated temperatures can change chemical resistance ratings. Please refer to the Chemical Compatibility information prior to use. Factors such as concentration, fluid contamination, and extreme temperatures may affect these performance specification. Please consult Eaton catalog or Technical Support for proper application.

# Chemical

## Discharge

**⚠** Refer to warnings and safety information on pages 0-1 – 0-16.

Use of damaged hose or improper use may result in bodily injury or property damage. Please consult Eaton catalog or Technical Support for proper application.

### EHC014

### Chemical Discharge



#### Construction:

**Tube:** PE blend

**Reinforcement:** High-tensile synthetic textile, and anti-static copper wire

**Cover:** EPDM rubber

#### Operating Temperature:

-40°C to +80°C  
(-40°F to +176°F)

#### Application:

- For discharge of chemicals and solvents

#### Markets:

- Chemical petroleum industry
- In-plant transfers
- Tank truck
- Paper/pulp industry
- Bulk hauling
- Oil and gas exploration

#### Type of Couplings:

- Cam and groove
- Combination nipple
- Male NPT


Contact coupling manufacturer for other coupling recommendations including proper metal selection (stainless, aluminium, brass etc.) and attachment procedure with crimp specifications.

# Part No.			Hose I.D.			Hose O.D.		Max Operating Pressure		Burst Pressure		Weight		Length	
	mtr	ft	DN	mm	in	mm	in	bar	psi	bar	psi	kg/m	lbs/ft	mtr	ft
EHC014-12GN-	MXX	100	19	19,0	0.75	30,0	1.18	10,5	150	41,0	600	0,55	0.37	40-61	100
EHC014-16GN-	MXX	100	25	25,4	1.00	36,0	1.42	10,5	150	41,0	600	0,67	0.45	40-61	100
EHC014-20GN-	MXX	100	31	31,8	1.25	45,0	1.77	10,5	150	41,0	600	1,02	0.69	40-61	100
EHC014-24GN-	MXX	100	38	38,1	1.50	51,0	2.01	10,5	150	41,0	600	1,18	0.79	40-61	100
EHC014-28GN-	MXX	100	45	44,5	1.75	59,0	2.32	10,5	150	41,0	600	1,59	1.07	40-61	100
EHC014-32GN-	MXX	100	51	50,8	2.00	65,0	2.56	10,5	150	41,0	600	1,68	1.13	40-61	100
EHC014-40GN-	MXX	100	60	63,5	2.50	79,0	3.11	10,5	150	41,0	600	2,20	1.48	40-61	100
EHC014-48GN-	MXX	100	80	76,2	3.00	92,0	3.62	10,5	150	41,0	600	2,70	1.82	40-61	100
EHC014-64GN-	MXX	100	102	101,6	4.00	118,0	4.65	10,5	150	41,0	600	3,61	2.43	40-61	100

\*Product also available in BK-Black

**⚠** Elevated temperatures can change chemical resistance ratings. Please refer to the Chemical Compatibility information prior to use. Factors such as concentration, fluid contamination, and extreme temperatures may affect these performance specification. Please consult Eaton catalog or Technical Support for proper application.



 Refer to warnings and safety information on pages 0-1 – 0-16.

Use of damaged hose or improper use may result in bodily injury or property damage. Please consult Eaton catalog or Technical Support for proper application.

### H9699

### ALLEYCAT™ Hot Liquid



#### Construction:

**Tube:** EPDM

**Reinforcement:** 2-wire braid with anti-static wire

**Cover:** EPDM

#### Operating Temperature:

-40°C to +149°C  
(-40°F to +300°F)

#### Application:

- For in-plant transfer of liquors and cleaning solutions

#### Markets:


- In-plant transfers
- Tank truck
- Paper/pulp industry

#### Type of Couplings:

- Cam and groove
- Combination nipple
- Male NPT


Contact coupling manufacturer for other coupling recommendations including proper metal selection (stainless, aluminium, brass etc.) and attachment procedure with crimp specifications.

# Part No.	Hose I.D.		Hose O.D.		Max Operating Pressure		Burst Pressure		Minimum Bend Radius		Weight		Length				
	mtr	ft	DN	mm	in	mm	in	bar	psi	bar	psi	mm	in	kg/m	lbs/ft	mtr	ft
H969924-		50	38	38,1	1.50	55,6	2.19	41,0	600	165	2400	203,2	8.00	2,23	1.50		50, 150
H969932-		50	51	50,8	2.00	68,3	2.69	41,0	600	165	2400	406,4	16.00	2,63	1.77		50

 Elevated temperatures can change chemical resistance ratings. Please refer to the Chemical Compatibility information prior to use. Factors such as concentration, fluid contamination, and extreme temperatures may affect these performance specification. Please consult Eaton catalog or Technical Support for proper application.

# Chemical

## Discharge

 Refer to warnings and safety information on pages 0-1 – 0-16.

Use of damaged hose or improper use may result in bodily injury or property damage. Please consult Eaton catalog or Technical Support for proper application.

### EHC010

### Heavy Duty EPDM Discharge

TS EN12115 EPDM Type D-M



#### Construction:

**Tube:** EPDM

**Reinforcement:** High-tensile synthetic textile, and dual anti-static copper wire

**Cover:** EPDM rubber

#### Operating Temperature:

-40°C to +80°C  
(-40°F to +176°F)

#### Application:

- For discharge of chemicals and solvents








#### Markets:


- Chemical petroleum industry
- In-plant transfers
- Tank truck
- Paper/pulp industry
- Bulk hauling
- Oil and gas exploration

#### Type of Couplings:

- Cam and groove
- Combination nipple
- Male NPT

Contact coupling manufacturer for other coupling recommendations including proper metal selection (stainless, aluminium, brass etc.) and attachment procedure with crimp specifications.

# Part No.																	
	mtr	ft	DN	mm	in	mm	in	bar	psi	bar	psi	mm	in	kg/m	lbs/ft	mtr	ft
EHC010-12-	MXX	100	19	19,0	0.75	31	1.22	16,0	230	64	920	125	4.92	0,63	0.42	40-61	100
EHC010-16-	MXX	100	25	25,4	1.00	37	1.46	16,0	230	64	920	150	5.91	0,75	0.50	40-61	100
EHC010-20-	MXX	100	31	31,8	1.25	44	1.73	16,0	230	64	920	175	6.89	0,93	0.63	40-61	100
EHC010-24-	MXX	100	38	38,1	1.50	51	2.01	16,0	230	64	920	225	8.86	1,20	0.81	40-61	100
EHC010-32-	MXX	100	51	50,8	2.00	67	2.64	16,0	230	64	920	275	10.83	1,94	1.30	40-61	100
EHC010-40-	MXX	100	60	63,5	2.50	79	3.11	16,0	230	64	920	300	11.81	2,31	1.55	40-61	100
EHC010-48-	MXX	100	80	76,2	3.00	92	3.62	16,0	230	64	920	350	13.78	2,71	1.82	40-61	100
EHC010-64-	MXX	100	102	101,6	4.00	118	4.65	16,0	230	64	920	450	17.72	3,72	2.50	40-61	100

 Elevated temperatures can change chemical resistance ratings. Please refer to the Chemical Compatibility information prior to use. Factors such as concentration, fluid contamination, and extreme temperatures may affect these performance specification. Please consult Eaton catalog or Technical Support for proper application.

### H0346

### LEOPARD™ Chemical Discharge



#### Construction:

**Tube:** EPDM

**Reinforcement:**  
2-ply fiber

**Cover:** EPDM

#### Operating Temperature:

-43°C to +82°C  
(-45°F to +180°F)

#### Application:

- For transfer of acids, chemicals, solvents, and petroleum products
- Loading and unloading, pumping, suction, or gravity flow discharge

#### Markets:

- Chemical petroleum industry
- In-plant transfers
- Tank truck
- Paper/pulp industry
- Bulk hauling
- Oil and gas exploration

#### Type of Couplings:

- Cam and groove
- Combination nipple
- Male NPT

Contact coupling manufacturer for other coupling recommendations including proper metal selection (stainless, aluminium, brass etc.) and attachment procedure with crimp specifications.

# Part No.	Hose I.D.		Hose O.D.		Max Operating Pressure		Burst Pressure		Minimum Bend Radius		Weight		Length				
	mtr	ft	DN	mm	in	mm	in	bar	psi	bar	psi	mm	in	kg/m	lbs/ft	mtr	ft
H034624-		100	38	38,1	1.50	57,4	2.26	10,5	150	41,0	600	152,4	6.00	1,79	1.20		100
H034632-		100	51	50,8	2.00	69,9	2.75	10,5	150	41,0	600	228,6	9.00	2,23	1.50		100
H034648-		100	80	76,2	3.00	98,0	3.86	7,0	100	28,0	400	508,0	20.00	3,12	2.10		100
H034664		50	102	101,6	4.00	123,4	4.86	7,0	100	28,0	400	762,0	30.00	3,87	2.60		50

**⚠** Elevated temperatures can change chemical resistance ratings. Please refer to the Chemical Compatibility information prior to use. Factors such as concentration, fluid contamination, and extreme temperatures may affect these performance specification. Please consult Eaton catalog or Technical Support for proper application.

# Chemical

## Discharge

**⚠** Refer to warnings and safety information on pages 0-1 – 0-16.

Use of damaged hose or improper use may result in bodily injury or property damage. Please consult Eaton catalog or Technical Support for proper application.

### EHC007

### EPDM Discharge



#### Construction:

**Tube:** EPDM rubber

**Reinforcement:** High-tensile synthetic textile and anti-static copper wire

**Cover:** EPDM rubber

#### Operating Temperature:

-40°C to +80°C  
(-40°F to +176°F)

#### Application:

- For discharge of chemicals and solvents







#### Markets:

- Chemical petroleum industry
- In-plant transfers
- Tank truck
- Paper/pulp industry
- Bulk hauling
- Oil and gas exploration

#### Type of Couplings:

- Cam and groove
- Combination nipple
- Male NPT

Contact coupling manufacturer for other coupling recommendations including proper metal selection (stainless, aluminium, brass etc.) and attachment procedure with crimp specifications.

# Part No.			 Hose I.D.			 Hose O.D.		 Max Operating Pressure		 Burst Pressure		 Weight		 Length	
	mtr	ft	DN	mm	in	mm	in	bar	psi	bar	psi	kg/m	lbs/ft	mtr	ft
EHC007-12-	MXX	100	19	19,0	0.75	29	1.14	10,5	150	41,0	600	0,48	0.32	40-61	100
EHC007-16-	MXX	100	25	25,4	1.00	35	1.38	10,5	150	41,0	600	0,60	0.40	40-61	100
EHC007-20-	MXX	100	31	31,8	1.25	43	1.69	10,5	150	41,0	600	0,86	0.58	40-61	100
EHC007-24-	MXX	100	38	38,1	1.50	49	1.93	10,5	150	41,0	600	0,99	0.67	40-61	100
EHC007-28-	MXX	100	45	44,5	1.75	56	2.20	10,5	150	41,0	600	1,18	0.79	40-61	100
EHC007-32-	MXX	100	51	50,8	2.00	64	2.52	10,5	150	41,0	600	1,55	1.04	40-61	100
EHC007-40-	MXX	100	60	63,5	2.50	77	3.03	10,5	150	41,0	600	1,91	1.28	40-61	100
EHC007-44	MXX	100	70	70,0	2.75	84	3.31	10,5	150	41,0	600	2,19	1.47	40-61	100
EHC012-48-	MXX	100	80	76,2	3.00	90	3.54	10,5	150	41,0	600	2,37	1.59	40-61	100
EHC012-64-	MXX	100	102	101,6	4.00	116	4.57	10,5	150	41,0	600	3,11	2.09	40-61	100

**⚠** Elevated temperatures can change chemical resistance ratings. Please refer to the Chemical Compatibility information prior to use. Factors such as concentration, fluid contamination, and extreme temperatures may affect these performance specification. Please consult Eaton catalog or Technical Support for proper application.

### EHC012

### CSM Discharge



#### Construction:

**Tube:** CSM rubber

**Reinforcement:** High-tensile synthetic textile, and anti-static copper wire

**Cover:** Nitrile blend

#### Operating Temperature:

-40°C to +80°C  
(-40°F to +176°F)

#### Application:

- For discharge of chemicals and solvents

#### Markets:

- Chemical petroleum industry
- In-plant transfers
- Tank truck
- Paper/pulp industry
- Bulk hauling
- Oil and gas exploration

#### Type of Couplings:

- Cam and groove
- Combination nipple
- Male NPT


Contact coupling manufacturer for other coupling recommendations including proper metal selection (stainless, aluminium, brass etc.) and attachment procedure with crimp specifications.

# Part No.			Hose I.D.			Hose O.D.		Max Operating Pressure		Burst Pressure		Weight		Length	
	mtr	ft	DN	mm	in	mm	in	bar	psi	bar	psi	kg/m	lbs/ft	mtr	ft
EHC012-12-	MXX	100	19	19,0	0.75	29	1.14	10,5	150	41,0	600	0,59	0.40	40-61	100
EHC012-16-	MXX	100	25	25,4	1.00	35	1.38	10,5	150	41,0	600	0,70	0.47	40-61	100
EHC012-20-	MXX	100	31	31,8	1.25	43	1.69	10,5	150	41,0	600	1,01	0.68	40-61	100
EHC012-24-	MXX	100	38	38,1	1.50	49	1.93	10,5	150	41,0	600	1,35	0.91	40-61	100
EHC012-28-	MXX	100	45	44,5	1.75	56	2.20	10,5	150	41,0	600	1,59	1.07	40-61	100
EHC012-32-	MXX	100	51	50,8	2.00	64	2.52	10,5	150	41,0	600	2,03	1.36	40-61	100
EHC012-40-	MXX	100	60	63,5	2.50	77	3.03	10,5	150	41,0	600	2,63	1.77	40-61	100
EHC012-48-	MXX	100	80	76,2	3.00	90	3.54	10,5	150	41,0	600	3,19	2.14	40-61	100
EHC012-64-	MXX	100	102	101,6	4.00	116	4.57	10,5	150	41,0	600	4,26	2.86	40-61	100

**⚠** Elevated temperatures can change chemical resistance ratings. Please refer to the Chemical Compatibility information prior to use. Factors such as concentration, fluid contamination, and extreme temperatures may affect these performance specification. Please consult Eaton catalog or Technical Support for proper application.

# Chemical

## Specialty

 Refer to warnings and safety information on pages 0-1 – 0-16.

Use of damaged hose or improper use may result in bodily injury or property damage. Please consult Eaton catalog or Technical Support for proper application.

### EHT453, EHT454 & EHT455 Agricultural Spray



#### Construction:

**Tube:** PVC

**Reinforcement:** High-tensile synthetic textile

**Cover:** PVC

#### Operating Temperature:

-10°C to +60°C  
(+14°F to +140°F)

#### Application:

- Spraying pesticides and fertilizers

#### Markets:

- Agriculture


#### Type of Couplings:

- Barbed inserts

Contact coupling manufacturer for attachment procedure and other coupling recommendations

# Part No.			Hose I.D.			Hose O.D.		Max Operating Pressure		Burst Pressure		Weight		Length	
			DN	mm	in	mm	in	bar	psi	bar	psi	kg/m	lbs/ft	mtr	ft
<b>EHT453</b>	mtr	ft													
EHT453-05XX-	M150		8	7,9	0.31	14,0	0.55	50,0	725	150	2175	0,15	0.10	30,150	
EHT453-06XX-	M150		10	9,5	0.38	17,0	0.67	50,0	725	150	2175	0,20	0.13	30,150	
EHT453-08XX-	M150		12	12,7	0.50	20,0	0.79	50,0	725	150	2175	0,27	0.18	30,150	
<b>EHT454</b>															
EHT454-05XX-	M150		8	7,9	0.31	15,0	0.59	80,0	1160	240	3480	0,18	0.12	30,150	
EHT454-06XX-	M150		10	9,5	0.38	18,0	0.71	80,0	1160	240	3480	0,24	0.16	30,150	
EHT454-08XX-	M150		12	12,7	0.50	21,0	0.73	80,0	1160	240	3480	0,31	0.21	30,150	
<b>EHT455</b>															
EHT455-05XX-	M150		8	7,9	0.31	15,0	0.59	100,0	1450	300	4350	0,19	0.12	30,150	
EHT455-06XX-	M150		10	9,5	0.38	18,0	0.71	100,0	1450	300	4350	0,25	0.16	30,150	
EHT455-08XX-	M150		12	12,7	0.50	21,0	0.73	100,0	1450	300	4350	0,32	0.22	30,150	

\* XX represents color options — BK is black, RD is red, YW is yellow, OR is orange and BU is blue

 Elevated temperatures can change chemical resistance ratings. Please refer to the Chemical Compatibility information prior to use. Factors such as concentration, fluid contamination, and extreme temperatures may affect these performance specification. Please consult Eaton catalog or Technical Support for proper application.

## EHT451 & EHT452 Agricultural Spray



### Construction:

**Tube:** PVC

**Reinforcement:** High-tensile synthetic textile

**Cover:** PVC

### Operating Temperature:

-10°C to +60°C  
(+14°F to +140°F)

### Application:

- Spraying pesticides and fertilizers







### Markets:

- Agriculture

### Type of Couplings:

- Barbed inserts


Contact coupling manufacturer for attachment procedure and other coupling recommendations

# Part No.			 Hose I.D.			 Hose O.D.		 Max Operating Pressure		 Burst Pressure		 Weight		 Length	
	mtr	ft	DN	mm	in	mm	in	bar	psi	bar	psi	kg/m	lbs/ft	mtr	ft
EHT451															
EHT451-05XX-	150		8	7,9	0.31	13,0	0.51	20,0	290	60	870	0,12	0.08	30,150	
EHT451-06XX-	150		10	9,5	0.38	15,0	0.59	20,0	290	60	870	0,14	0.09	30,150	
EHT451-08XX-	150		12	12,7	0.50	19,0	0.75	20,0	290	60	870	0,22	0.15	30,150	
EHT451-10XX-	100		16	15,9	0.62	23,0	0.91	20,0	290	60	870	0,29	0.19	20,100	
EHT451-12XX-	100		19	19,0	0.75	26,0	1.02	20,0	290	60	870	0,35	0.24	20,100	
EHT451-16XX-	50		25	25,4	1.00	33,5	1.32	20,0	290	60	870	0,53	0.36	20,50	

### EHT452


EHT452-05XX-	150		8	7,9	0.31	14,0	0.55	40,0	580	120	1740	0,14	0.09	30,150	
EHT452-06XX-	150		10	9,5	0.38	16,0	0.63	40,0	580	120	1740	0,18	0.12	30,150	
EHT452-08XX-	150		12	12,7	0.50	20,0	0.79	40,0	580	120	1740	0,28	0.18	30,150	
EHT452-10XX-	100		16	15,9	0.62	24,0	0.94	40,0	580	120	1740	0,35	0.24	20,100	
EHT452-12XX-	100		19	19,0	0.75	28,0	1.10	40,0	580	120	1740	0,46	0.31	20,100	
EHT452-16XX-	50		25	25,4	1.00	35,0	1.38	40,0	580	120	1740	0,64	0.43	20,50	

\* XX represents color options — BK is black, RD is red, YW is yellow, BU is blue, OR is orange, and WH is white

 Elevated temperatures can change chemical resistance ratings. Please refer to the Chemical Compatibility information prior to use. Factors such as concentration, fluid contamination, and extreme temperatures may affect these performance specification. Please consult Eaton catalog or Technical Support for proper application.

# Chemical

## Specialty

 Refer to warnings and safety information on pages 0-1 – 0-16.

Use of damaged hose or improper use may result in bodily injury or property damage. Please consult Eaton catalog or Technical Support for proper application.

### H1941 & H1942 NYALL™ Hose



#### Construction:

**Tube:** Nylon

#### Reinforcement:

H1941 1-fiber braid  
H1942 2-fiber braid

**Cover:** (BK) Neoprene  
(RD) Vinyl Nitrile and  
RMA Class B oil resistant

#### Operating Temperature:

-34°C to +71°C  
(-30°F to +160°F)

#### Application:

- Spraying pesticides and fertilizers
- Paint spray







#### Markets:


- Agriculture

#### Type of Couplings:

- Barbed inserts

Contact coupling manufacturer for attachment procedure and other coupling recommendations

# Part No.			 Hose I.D.			 Hose O.D.		 Max Operating Pressure		 Burst Pressure		 Weight		 Length	
	mtr	ft	DN	mm	in	mm	in	bar	psi	bar	psi	kg/m	lbs/ft	mtr	ft
<b>H1941</b>															
H194104BK-		500R	6	6,4	0.25	12,7	0.50	35,0	500	138	2000	0,12	0.08		500
H194104RD-		500R	6	6,4	0.25	12,7	0.50	35,0	500	138	2000	0,12	0.08		500
H194105BK-		500R	8	7,9	0.31	14,3	0.56	35,0	500	138	2000	0,16	0.11		500
H194106BK-		500R	10	9,7	0.38	17,5	0.69	35,0	500	138	2000	0,22	0.15		500
H194106RD-		500R	10	9,7	0.38	17,5	0.69	35,0	500	138	2000	0,22	0.15		500
H194108RD-		500R	12	12,7	0.50	19,9	0.78	35,0	500	138	2000	0,22	0.15		500
<b>H1942</b>															
H194208BK-		500R	12	12,7	0.50	22,2	0.88	52,0	750	207	3000	0,31	0.21		500
H194208RD-		500R	12	12,7	0.50	22,2	0.88	52,0	750	207	3000	0,31	0.21		500
H194212RD-		500R	19	19,0	0.75	30,2	1.19	52,0	750	207	3000	0,59	0.40		500
H194216RD-		300R	25	25,4	1.00	38,1	1.50	35,0	500	138	2000	0,83	0.56		300

 Elevated temperatures can change chemical resistance ratings. Please refer to the Chemical Compatibility information prior to use. Factors such as concentration, fluid contamination, and extreme temperatures may affect these performance specification. Please consult Eaton catalog or Technical Support for proper application.



**H1561**

**CHEMFORCE™**



**Construction:**

**Tube:** PVC / Polyurethane blend

**Reinforcement:** 4-spiral fiber

**Cover:** PVC

**Operating Temperature:**

-9°C to +71°C  
(+15°F to +160°F)

**Application:**

- Spraying pesticides and fertilizers
- Paint spray

**Markets:**

- Agriculture


**Type of Couplings:**

- Barbed inserts

Contact coupling manufacturer for attachment procedure and other coupling recommendations

# Part No.	Hose I.D.		Hose O.D.		Max Operating Pressure		Burst Pressure		Weight		Length			
											mtr	ft	mtr	ft
	DN	mm	in	mm	in	bar	psi	bar	psi	kg/m	lbs/ft	mtr	ft	
H156106-	300R	10	9,7	0.38	16,5	0.65	41,0	600	165	2400	0,20	0.13		300
H156108-	300R	12	12,7	0.50	21,3	0.84	41,0	600	165	2400	0,27	0.17		300
H156112-	300R	19	19,0	0.75	29,0	1.14	41,0	600	165	2400	0,53	0.35		300

\*Additional pressures and colors available on a MTO basis

 Elevated temperatures can change chemical resistance ratings. Please refer to the Chemical Compatibility information prior to use. Factors such as concentration, fluid contamination, and extreme temperatures may affect these performance specification. Please consult Eaton catalog or Technical Support for proper application.

# Eaton Industrial Hose Reminder

## Selection of Hose Ends



### Proper Selection of Hose Ends

Selection of the proper Eaton Industrial hose end or coupling is essential to the proper operation and safe use of hose assemblies and related equipment.

Inadequate attention to the selection of the end fittings may result in hose leakage, bursting, or other failure which may cause serious bodily injury or property damage from spraying fluids or flying projectiles. In order to avoid serious bodily injury or property damage resulting from selection of an incompatible hose end or coupling, you should carefully review the information in this catalog. Some factors which are involved in selection of the proper hose couplings are:

- Fluid compatibility
- Temperature
- Installation design
- Hose size
- Corrosion requirements
- Fluid conveyed

The given hose and hose end selection factors and the other information contained in this catalog should be considered by you in selecting the proper hose end fitting for your application.

If you have any questions regarding the use of hose/hose ends for North America contact Eaton Technical Support 1-888-258-0222, for global support contact your local Eaton technical representative.

Contact coupling manufacturer for other coupling recommendations including proper metal selection (stainless, aluminium, brass etc.) and attachment procedure with crimp specifications.

### Notes

---



---



---



---



---



---



---



---

# Food and Beverage

## Food Suction & Discharge

H0350 LION™ Food Transfer . . . . .	E-5
H0384 Grey Food Transfer . . . . .	E-6
EHF002 Liquid Food Suction & Discharge . . . . .	E-7
EHF018 Milk Suction & Discharge . . . . .	E-8
EHF010 & EHF011 Non-Oily Suction & Discharge . . . . .	E-9

## Food Discharge

EHF001 Liquid Food Discharge . . . . .	E-10
EHF017 Milk Discharge . . . . .	E-11
EHF008 & EHF009 Non-Oily Liquid Discharge . . . . .	E-12

## Beverage Suction & Discharge

EHF021 Flat Corrugated Alcohol Suction & Discharge . . . . .	E-13
EHF020 Alcohol Suction & Discharge . . . . .	E-14
EHB502 & EHB503 Medium Duty Beer/Wine S & D . . . . .	E-15
EHF007 Heavy Duty Potable Water S & D . . . . .	E-16
EHF005 Potable Water Suction & Discharge . . . . .	E-17

## Beverage Discharge

EHF019 Alcohol Transfer . . . . .	E-18
EHB500 & EHB501 Beer/Wine Light Duty Discharge . . . . .	E-19
EHF004 Potable Water Discharge . . . . .	E-20
EHF006 Softwall Potable Water Discharge . . . . .	E-21
H285 CLEARFORCE™ – R . . . . .	E-22
H160 CLEARFORCE™ – NR . . . . .	E-23

## Dry Bulk Suction & Discharge

EHF016 Channeled Bulk Suction & Discharge . . . . .	E-24
EHF014 Corrugated Bulk Suction & Discharge . . . . .	E-25
EHF015 Flat Corrugated Bulk Suction & Discharge . . . . .	E-26
EHF013 Bulk Suction & Discharge . . . . .	E-27

## Dry Bulk Discharge

EHF012 Bulk Discharge . . . . .	E-28
H0413 Dry Bulk Discharge . . . . .	E-29
EHF022 Flat Light Duty Bulk Discharge . . . . .	E-30

## Cleaning Service

H1066 Creamery/Packing Washdown . . . . .	E-31
H9673 WASHDOWN™ 1250 . . . . .	E-32
H9610 WASHDOWN™ 1000 . . . . .	E-33
EHF003 Dairy Washdown . . . . .	E-34
H1531 SUPRAFORCE™ . . . . .	E-35



# Food and Beverage

## Food Suction & Discharge

### H0350 LION™ Food Transfer



**Application:** Suction and discharge of non-dairy food products  
**Tube:** Vinyl nitrile **Reinforcement:** 2-ply fiber helical wire **Cover:** Vinyl nitrile  
**Temp:** -40°C to +82°C, (-40°F to +180°F)  
**Pressure:** 17,5 bar / 250 psi

### H0384 Grey Food Transfer



**Application:** Suction and discharge of bulk abrasive material for food industry  
**Tube:** Vinyl nitrile **Reinforcement:** 2-ply fiber helical wire **Cover:** Vinyl nitrile  
**Temp:** -40°C to +82°C, (-40°F to +180°F)  
**Pressure:** 10,5 bar / 150 psi

### EHF002 Liquid Food Suction & Discharge



**Application:** Suction and discharge of milk, vegetable oil and beverages  
**Tube:** Vegetable oil resistant NBR  
**Reinforcement:** High-tensile synthetic textile with a single steel helical wire  
**Cover:** Synthetic rubber  
**Temp:** -40°C to +80°C, (-40°F to +176°F)  
**Pressure:** 10,5 bar / 150 psi

### EHF018 Milk Suction & Discharge



**Application:** Suction and discharge of milk  
**Tube:** Vegetable oil-resistant NBR rubber  
**Reinforcement:** High-tensile synthetic textile with steel helical wire  
**Cover:** Synthetic rubber  
**Temp:** -40°C to +80°C, (-40°F to +176°F)  
**Pressure:** 7 bar / 100 psi

### EHF010 & EHF011 Non-Oily Suction & Discharge



**Application:** Suction and discharge of food, such as water, fruit juices, etc.  
**Tube:** SBR blend  
**Reinforcement:** High-tensile synthetic textile with steel helical wire  
**Cover:** Synthetic rubber  
**Temp:** -40°C to +80°C, (-40°F to +176°F)  
**Pressure:** 7,0-10,5 bar / 100-150 psi

### EHF001 Liquid Food Discharge



**Application:** Discharge of milk, vegetable oil and beverages  
**Tube:** Vegetable oil-resistant NBR  
**Reinforcement:** High-tensile synthetic textile **Cover:** Synthetic rubber  
**Temp:** -40°C to +80°C, (-40°F to +176°F)  
**Pressure:** 10,5 bar / 150 psi

### EHF017 Milk Discharge



**Application:** Discharge of milk  
**Tube:** Vegetable oil-resistant NBR  
**Reinforcement:** High-tensile synthetic textile **Cover:** Synthetic rubber  
**Temp:** -40°C to +80°C, (-40°F to +176°F)  
**Pressure:** 7 bar / 100 psi

### EHF008 & EHF009 Non-Oily Liquid Discharge



**Application:** Discharge of food, such as water, fruit juices, etc.  
**Tube:** SBR blend  
**Reinforcement:** High-tensile synthetic textile **Cover:** Synthetic rubber  
**Temp:** -40°C to +80°C, (-40°F to +176°F)  
**Pressure:** 7,0-10,5 bar / 100-150 psi

## Beverage Suction & Discharge

### EHF021 Flat Corrugated Alcohol Suction & Discharge



**Application:** S & D of food containing high percentage of alcohol  
**Tube:** UHMW-PE  
**Reinforcement:** High-tensile synthetic textile with steel helical wire  
**Cover:** Flat corrugated EPDM rubber  
**Temp:** -40°C to +80°C, (-40°F to +176°F)  
**Pressure:** 10,5 bar / 150 psi

### EHF020 Alcohol Suction & Discharge



**Application:** S & D of food containing high percentage of alcohol  
**Tube:** UHMW-PE  
**Reinforcement:** High-tensile synthetic textile with steel helical wire  
**Cover:** EPDM rubber  
**Temp:** -40°C to +80°C, (-40°F to +176°F)  
**Pressure:** 10,5 bar / 150 psi

### EHB502 & EHB503 Medium Duty Beer/Wine S & D



**Application:** S & D of beverages; mineral water, beer, fruit juices, wine & liquor  
**Tube:** EPDM rubber  
**Reinforcement:** High-tensile synthetic textile with steel helical wire  
**Cover:** EPDM rubber  
**Temp:** -40°C to +120°C, (-40°F to +248°F)  
**Pressure:** 7,0-10,5 bar / 100-150 psi

### EHF007 Heavy Duty Potable Water Suction & Discharge



**Application:** Suction and discharge of potable water  
**Tube:** SBR blend  
**Reinforcement:** High-tensile synthetic textile with steel helical wire  
**Cover:** EPDM rubber  
**Temp:** -30°C to +70°C, (-22°F to +158°F)  
**Pressure:** 17,2 bar / 250 psi

### EHF005 Potable Water Suction & Discharge



**Application:** Suction and discharge of potable water  
**Tube:** Synthetic rubber  
**Reinforcement:** High-tensile synthetic textile with steel helical wire  
**Cover:** Synthetic rubber  
**Temp:** -40°C to +70°C, (-40°F to +158°F)  
**Pressure:** 10,5 bar / 150 psi

### EHF019 Alcohol Transfer



**Application:** Discharge of food containing high percentage of alcohol  
**Tube:** UHMW-PE  
**Reinforcement:** High-tensile synthetic textile  
**Cover:** EPDM rubber  
**Temp:** -40°C to +80°C, (-40°F to +176°F)  
**Pressure:** 10,5 bar / 150 psi

### EHB500 & EHB501 Beer/Wine Light Duty Discharge



**Application:** Discharge of beverages; mineral water, beer, fruit juices, wine & liquor  
**Tube:** EPDM rubber  
**Reinforcement:** High-tensile synthetic textile  
**Cover:** EPDM rubber  
**Temp:** -40°C to +120°C, (-40°F to +248°F)  
**Pressure:** 7,0-10,5 bar / 100-150 psi

**EHF004 Potable Water Discharge**

**Application:** Discharge of potable water  
**Tube:** Synthetic rubber  
**Reinforcement:** High-tensile synthetic textile  
**Cover:** Synthetic rubber  
**Temp:** -40°C to +70°C, (-40°F to +158°F)  
**Pressure:** 10,5 bar / 150 psi

**EHF006 Softwall Potable Water Discharge**

**Application:** Discharge of potable water  
**Tube:** SBR blend **Reinforcement:** High-tensile synthetic textile  
**Cover:** EPDM rubber  
**Temp:** -30°C to +70°C, (-22°F to +158°F)  
**Pressure:** 8,0-10,0 bar / 115-145 psi

**H285 CLEARFORCE™ —R**

**Application:** For food and beverage dispensing; and spraying and conveying fertilizer and pesticides  
**Tube:** Clear PVC **Reinforcement:** 2-spiral fiber **Cover:** Clear PVC  
**Temp:** -26°C to +66°C, (-15°F to +150°F)  
**Pressure:** 5,0-17,2 bar / 75-250 psi

**H160 CLEARFORCE™ —NR**

**Application:** Food and beverage dispensing  
**Tube:** Clear PVC **Cover:** Clear PVC  
**Temp:** -10°C to +66°C, (-15°F to +150°F)  
**Pressure:** 1,3-4,5 bar / 20-65 psi

**Dry Bulk Suction & Discharge****EHF016 Channeled Bulk Suction & Discharge**

**Application:** S & D bulk abrasive products; sugar, flour, milk powder & granules  
**Tube:** Synthetic rubber  
**Reinforcement:** High-tensile synthetic textile with steel helical wire and anti-static copper wire  
**Cover:** Channeled synthetic rubber  
**Temp:** -40°C to +80°C, (-40°F to +176°F)  
**Pressure:** 10,5 bar / 150 psi

**EHF014 Corrugated Bulk Suction & Discharge**

**Application:** S & D bulk abrasive products; sugar, flour, milk powder & granules  
**Tube:** Synthetic rubber  
**Reinforcement:** High-tensile synthetic textile with steel helical wire and anti-static copper wire  
**Cover:** Corrugated synthetic rubber  
**Temp:** -40°C to +80°C, (-40°F to +176°F)  
**Pressure:** 10,5 bar / 150 psi

**EHF015 Flat Corrugated Bulk Suction & Discharge**

**Application:** S & D bulk abrasive products; sugar, flour, milk powder & granules  
**Tube:** Synthetic rubber  
**Reinforcement:** High-tensile synthetic textile with steel helical wire and anti-static copper wire  
**Cover:** Flat corrugated synthetic rubber  
**Temp:** -40°C to +80°C, (-40°F to +176°F)  
**Pressure:** 10,5 bar / 150 psi

**EHF013 Bulk Suction & Discharge**

**Application:** S & D bulk abrasive products; sugar, flour, milk powder & granules  
**Tube:** Synthetic rubber  
**Reinforcement:** High-tensile synthetic textile with steel helical wire and anti-static copper wire  
**Cover:** Synthetic rubber  
**Temp:** -40°C to +80°C, (-40°F to +176°F)  
**Pressure:** 10,5 bar / 150 psi

**EHF012 Bulk Discharge**

**Application:** Discharge of bulk abrasive material for food industry  
**Tube:** Synthetic rubber  
**Reinforcement:** High-tensile synthetic textile and anti-static copper wire  
**Cover:** Synthetic rubber  
**Temp:** -40°C to +80°C, (-40°F to +176°F)  
**Pressure:** 10,5 bar / 150 psi

**H0413 Dry Bulk Discharge**

**Application:** Discharge of bulk abrasive material for food industry  
**Tube:** Natural rubber  
**Reinforcement:** High-tensile synthetic textile and anti-static copper wire  
**Cover:** Natural/SBR blend rubber  
**Temp:** -29°C to +71°C, (-20°F to +160°F)  
**Pressure:** 3,5 bar / 50 psi

**EHF022 Flat Light Duty Bulk Discharge**

**Application:** Discharge of bulk abrasive material for food industry  
**Tube:** Synthetic rubber  
**Reinforcement:** High-tensile synthetic textile and anti-static copper wire  
**Cover:** Synthetic rubber  
**Temp:** -40°C to +70°C, (-40°F to +158°F)  
**Pressure:** 5 bar / 75 psi

**Cleaning Service****H1066 Creamery/Packing Washdown**

**Application:** Washdown food processing facilities & equipment, not for milk  
**Tube:** Nitrile **Reinforcement:** 2-braid fiber **Cover:** Pin-pricked vinyl nitrile  
**Temp:** -40°C to +82°C, (-40°F to +180°F)  
**Pressure:** 13,8 bar / 200 psi

**H9673 WASHDOWN™ 1250**

**Application:** Washdown of food processing facilities & equipment  
**Tube:** Nitrile **Reinforcement:** 1- and 2-braid fiber **Cover:** Vinyl nitrile  
**Temp:** -40°C to +82°C, (-40°F to +180°F)  
**Pressure:** 86 bar / 1250 psi

**H9610 WASHDOWN™ 1000**

**Application:** Washdown of food processing facilities & equipment  
**Tube:** Nitrile **Reinforcement:** 1-braid fiber **Cover:** Vinyl nitrile  
**Temp:** -40°C to +82°C, (-40°F to +180°F)  
**Pressure:** 70 bar / 1000 psi

**EHF003 Dairy Washdown**

**Application:** Cleaning in food processing facilities  
**Tube:** Synthetic rubber  
**Reinforcement:** High-tensile synthetic textile  
**Cover:** Synthetic rubber  
**Temp:** -40°C to +125°C, Steam to +165°C  
(-40°F to +176°F), Steam to +329°F  
**Pressure:** 7 bar / 1000 psi

**H1531 SUPRAFORCE™**

**Application:** High pressure spray or washdown  
**Tube:** Rubber modified thermoplastic  
**Reinforcement:** 2-spiral fiber  
**Cover:** Rubber modified thermoplastic  
**Temp:** -12°C to +82°C, (-10°F to +180°F)  
**Pressure:** 20,7-28,0 bar / 300-400 psi

# Food and Beverage

## Introduction and Safety Information



### Remove the Guesswork from Selecting, Buying and Using Critical Application Hose

- When you are handling easily contaminated or hazardous material it is critical to select the proper hose. The high visibility branding and color coding removes the guesswork from hose selection.

### Environmental Resistance

- The tube and cover materials of the Eaton Industrial Hose are designed to assure maximum life and top value. They are sophisticated hoses for demanding jobs.

### Built to Make Work Faster, Easier and Safer

- Moving and connecting hose several times a day isn't easy work. Each of the Industrial Hose is designed to be easy to handle as safety and job performance will allow.

### Honest Value

- There is only one way to make hose cost less — build it cheaper. You won't find compromises in the Industrial Hose. That's why we put the Eaton brand name on them.

### Food Hose Sanification

- Max 120°C for 15 min. with steam -or- Max 50°C for 15 min. with 5% caustic soda.

## Food and Beverage Hose Safety Information

### Important!

**⚠ WARNING:** Testing can be dangerous and should be done only by trained personnel using proper tools and procedures. Failure to follow such procedures might result in serious injury, death, or damage to property.

**⚠ WARNING:** Failure to properly follow the manufacturer's recommended procedures for the care, maintenance, and storage of a particular hose may result in its failure to perform in the manner intended and may result in serious injury, death, or damage to property.

**⚠ WARNING:** Consult with the coupling manufacturer to make sure you choose the correct coupling and proper assembly for the application. Such matching of hose and couplings, and assembling of couplings, should be performed only by trained personnel using proper tools and procedures. Failure to follow manufacturer's instructions or failure to use trained personnel may result in serious bodily injury and/or property damage.


**⚠ WARNING:** Consider both working pressure and pressure surges when determining "maximum" pressure. Failure to select a hose that meets both these requirements could lead to end blow-offs, hose leakage, and hose bursting. The result could be serious injury or death. The Eaton hose you choose must meet or exceed the required working pressure, and must have a safety factor to allow for surge pressure.

**⚠ WARNING:** Do not use hose at temperatures that exceed the hose temperature rating. Doing so could deteriorate the hose, leading to leaks, hose bursting, and end blow-offs. This could result in serious personal injury or death.

**⚠ WARNING:** Selection of the proper hose for the application is essential to the proper operation and safe use of the hose and related equipment. Inadequate attention to selection of hose for the application can result in serious bodily injury or property damage. In order to avoid serious bodily injury or property damage resulting from selection of the wrong hose, you should carefully review the information in this catalog.

# Food and Beverage

## Food Suction & Discharge

 Refer to warnings and safety information on pages 0-1 – 0-16.

Use of damaged hose or improper use may result in bodily injury or property damage. Please consult Eaton catalog or Technical Support for proper application.

### H0350

### LION™ Food Transfer



#### Construction:

**Tube:** Vinyl nitrile  
FDA approved material

**Reinforcement:** 2-ply fiber  
with helical wire

**Cover:** Vinyl nitrile

#### Operating Temperature:

-40°C to +82°C  
(-40°F to +180°F)

#### Application:

- For suction and discharge of non-dairy food products

#### Markets:

- Food processing
- Tank truck
- Rail car

#### Type of Couplings:


- Cam and groove
- Combination nipple

Contact coupling manufacturer for attachment procedure and other coupling recommendations

# Part No.	Hose I.D.		Hose O.D.		Max Oper Pressure		Burst Pressure		Minimum Bend Radius		Vacuum		Weight		Length				
	mtr	ft	DN	mm	in	mm	in	bar	psi	bar	psi	mm	in	kPa	in/Hg	kg/m	lbs/ft	mtr	ft
H035032-		100	51	50,8	2.00	66,7	2.63	17,2	250	70	1000	127,0	5.00	94,8	28	2,38	1.60		100
H035032-		150	51	50,8	2.00	66,7	2.63	17,2	250	70	1000	127,0	5.00	94,8	28	2,38	1.60		150
H035048-		100	80	76,2	3.00	92,1	3.63	17,2	250	70	1000	317,5	12.50	94,8	28	3,17	2.13		100
H035064-		150	102	101,6	4.00	118,3	4.66	17,2	250	70	1000	317,5	12.50	94,8	28	5,24	3.52		150

# Food and Beverage

## Food Suction & Discharge

 Refer to warnings and safety information on pages 0-1 – 0-16.

Use of damaged hose or improper use may result in bodily injury or property damage. Please consult Eaton catalog or Technical Support for proper application.

### H0384

### Grey Food Transfer



**Construction:**

**Tube:** Vinyl nitrile  
FDA approved material  
**Reinforcement:** 2-ply fiber  
with helical wire  
**Cover:** Vinyl nitrile

**Operating Temperature:**

-40°C to +82°C  
(-40°F to +180°F)

**Application:**

- For suction and discharge of bulk abrasive material for food industry









**Markets:**

- Food processing
- Tank truck
- Plastic industry

**Type of Couplings:**

- Cam and groove
- Combination nipple

Contact coupling manufacturer for attachment procedure and other coupling recommendations

# Part No.			 Hose I.D.		 Hose O.D.		 Max Oper Pressure		 Burst Pressure		 Minimum Bend Radius		 Vacuum		 Weight		 Length		
	mtr	ft	DN	mm	in	mm	in	bar	psi	bar	psi	mm	in	kPa	in/Hg	kg/m	lbs/ft	mtr	ft
H038432-		100	51	50,8	2.00	66,7	2.63	10,5	150	41	600	127,0	5.00	94,8	28	2,15	1.45		100
H038448-		100	80	76,2	3.00	92,1	3.63	10,5	150	41	600	228,6	9.00	94,8	28	3,27	2.20		100
H038464-		100	102	101,6	4.00	117,2	4.61	10,5	150	41	600	279,4	11.00	94,8	28	4,69	3.15		100



### EHF002

### Liquid Food Suction & Discharge



#### Construction:

**Tube:** Vegetable oil-resistant NBR, FDA approved material

**Reinforcement:** High-tensile synthetic textile with a single steel helical wire

**Cover:** Oil, abrasion, ozone, and weather resistant synthetic rubber

#### Operating Temperature:

-40°C to +80°C  
(-40°F to +176°F)

#### Application:

- For suction and discharge of milk, vegetable oil and beverages









#### Markets:

- Food processing
- Tank truck
- Dairy processing
- Milk processing

#### Type of Couplings:

- Cam and groove
- Combination nipple


Contact coupling manufacturer for attachment procedure and other coupling recommendations

# Part No.																			
	mtr	ft	DN	mm	in	mm	in	bar	psi	bar	psi	mm	in	kPa	in/Hg	kg/m	lbs/ft	mtr	ft
EHF002-12GY-	MXX	100	19	19,0	0.75	31,0	1.22	10,5	150	31	450	70	2.76	94,8	28	0,71	0.48	40-61	100
EHF002-16GY-	MXX	100	25	25,4	1.00	38,0	1.50	10,5	150	31	450	85	3.35	94,8	28	0,96	0.65	40-61	100
EHF002-20GY-	MXX	100	31	31,8	1.25	45,0	1.69	10,5	150	31	450	100	3.94	94,8	28	1,23	0.83	40-61	100
EHF002-24GY-	MXX	100	38	38,1	1.50	52,0	2.06	10,5	150	31	450	120	4.72	94,8	28	1,65	1.11	40-61	100
EHF002-28GY-	MXX	100	45	44,5	1.75	58,5	2.30	10,5	150	31	450	140	5.51	94,8	28	1,83	1.23	40-61	100
EHF002-32GY-	MXX	100	51	50,8	2.00	66,0	2.60	10,5	150	31	450	160	6.30	94,8	28	2,29	1.54	40-61	100
EHF002-40GY-	MXX	100	60	63,5	2.50	78,5	3.09	10,5	150	31	450	280	11.02	94,8	28	2,80	1.88	40-61	100
EHF002-48GY-	MXX	100	80	76,2	3.00	93,0	3.66	10,5	150	31	450	360	14.17	94,8	28	3,74	2.51	40-61	100
EHF002-64GY-	MXX	100	102	101,6	4.00	118,5	4.67	10,5	150	31	450	450	17.72	94,8	28	4,73	3.18	40-61	100

\* Additional colors available on BK-Black, BU-Blue, or RD-Red

# Food and Beverage

## Food Suction & Discharge

 Refer to warnings and safety information on pages 0-1 – 0-16.

Use of damaged hose or improper use may result in bodily injury or property damage. Please consult Eaton catalog or Technical Support for proper application.

### EHF018

### Milk Suction & Discharge



#### Construction:

**Tube:** Vegetable oil-resistant NBR rubber, FDA approved material

**Reinforcement:** High-tensile synthetic textile with steel helical wire

**Cover:** Oil, abrasion, ozone, and weather resistant synthetic rubber

#### Operating Temperature:

-40°C to +80°C  
(-40°F to +176°F)

#### Application:

- For suction and discharge of milk









#### Markets:

- Food processing
- Tank truck
- Dairy processing
- Milk processing

#### Type of Couplings:

- Cam and groove
- Combination nipple

Contact coupling manufacturer for attachment procedure and other coupling recommendations

# Part No.																			
	mtr	ft	DN	mm	in	mm	in	bar	psi	bar	psi	mm	in	kPa	in/Hg	kg/m	lbs/ft	mtr	ft
EHF018-12BU-	MXX	100	19	19,0	0.75	29,0	1.14	7,0	100	20,7	300	60	2.36	94,8	28	0,62	0.42	40-61	100
EHF018-16BU-	MXX	100	25	25,4	1.00	36,0	1.42	7,0	100	20,7	300	85	3.35	94,8	28	0,85	0.57	40-61	100
EHF018-20BU-	MXX	100	31	31,8	1.25	43,0	1.69	7,0	100	20,7	300	105	4.13	94,8	28	1,06	0.71	40-61	100
EHF018-24BU-	MXX	100	38	38,1	1.50	49,0	1.93	7,0	100	20,7	300	125	4.92	94,8	28	1,36	0.91	40-61	100
EHF018-28BU-	MXX	100	45	44,5	1.75	56,0	2.20	7,0	100	20,7	300	150	5.91	94,8	28	1,66	1.12	40-61	100
EHF018-32BU-	MXX	100	51	50,8	2.00	62,5	2.46	7,0	100	20,7	300	170	6.69	94,8	28	1,87	1.26	40-61	100
EHF018-40BU-	MXX	100	60	63,5	2.50	74,5	2.93	7,0	100	20,7	300	200	7.87	94,8	28	2,19	1.47	40-61	100
EHF018-48BU-	MXX	100	80	76,2	3.00	89,0	3.50	7,0	100	20,7	300	380	14.96	94,8	28	3,08	2.07	40-61	100
EHF018-64BU-	MXX	100	102	101,6	4.00	115,0	4.53	7,0	100	20,7	300	500	19.68	94,8	28	4,28	2.88	40-61	100

\* Additional colors available BK-Black and RD-Red

### EHF010 & EHF011 Non-Oily Suction & Discharge



#### Construction:

**Tube:** SBR blend  
FDA approved material

**Reinforcement:** High-tensile synthetic textile with steel helical wire

**Cover:** Abrasion, ozone, and weather resistant synthetic rubber

#### Operating Temperature:

-40°C to +80°C  
(-40°F to +176°F)

#### Application:

- For suction and discharge of food, such as water, fruit juices, etc.









#### Markets:

- Food processing
- Tank truck
- Dairy processing
- Milk processing

#### Type of Couplings:

- Cam and groove


Contact coupling manufacturer for attachment procedure and other coupling recommendations

# Part No.			 Hose I.D.			 Hose O.D.		 Max Oper Pressure		 Burst Pressure		 Minimum Bend Radius		 Vacuum		 Weight		 Length		
	mtr	ft	DN	mm	in	mm	in	bar	psi	bar	psi	mm	in	kPa	in/Hg	kg/m	lbs/ft	mtr	ft	
<b>EHF010</b>																				
EHF010-12BU-	MXX	100	19	19,0	0.75	29,0	1.14	7,0	100	20,7	300	50	1.97	94,8	28	0,65	0.44	40-61	100	
EHF010-16BU-	MXX	100	25	25,4	1.00	36,0	1.42	7,0	100	20,7	300	70	2.76	94,8	28	0,84	0.56	40-61	100	
EHF010-20BU-	MXX	100	31	31,8	1.25	43,0	1.69	7,0	100	20,7	300	85	3.35	94,8	28	1,10	0.74	40-61	100	
EHF010-24BU-	MXX	100	38	38,1	1.50	49,0	1.93	7,0	100	20,7	300	100	3.94	94,8	28	1,42	0.95	40-61	100	
EHF010-28BU-	MXX	100	45	44,5	1.75	56,0	2.20	7,0	100	20,7	300	120	4.72	94,8	28	1,70	1.14	40-61	100	
EHF010-32BU-	MXX	100	51	50,8	2.00	62,5	2.46	7,0	100	20,7	300	140	5.51	94,8	28	1,91	1.28	40-61	100	
EHF010-40BU-	MXX	100	60	63,5	2.50	74,5	2.93	7,0	100	20,7	300	250	9.84	94,8	28	2,23	1.50	40-61	100	
EHF010-48BU-	MXX	100	80	76,2	3.00	89,0	3.50	7,0	100	20,7	300	310	12.20	94,8	28	3,01	2.02	40-61	100	
EHF010-64BU-	MXX	100	102	101,6	4.00	115,0	4.53	7,0	100	20,7	300	420	16.54	94,8	28	4,17	2.80	40-61	100	
<b>EHF011</b>																				
EHF011-12BU-	MXX	100	19	19,0	0.75	30,0	1.18	10,5	150	31	450	60	2.36	94,8	28	0,63	0.42	40-61	100	
EHF011-16BU-	MXX	100	25	25,4	1.00	37,0	1.46	10,5	150	31	450	75	2.95	94,8	28	0,81	0.54	40-61	100	
EHF011-20BU-	MXX	100	31	31,8	1.25	44,0	1.73	10,5	150	31	450	95	3.74	94,8	28	1,06	0.71	40-61	100	
EHF011-24BU-	MXX	100	38	38,1	1.50	51,0	2.01	10,5	150	31	450	110	4.33	94,8	28	1,34	0.90	40-61	100	
EHF011-28BU-	MXX	100	45	44,5	1.75	57,5	2.26	10,5	150	31	450	130	5.12	94,8	28	1,53	1.03	40-61	100	
EHF011-32BU-	MXX	100	51	50,8	2.00	65,0	2.56	10,5	150	31	450	150	5.91	94,8	28	1,87	1.26	40-61	100	
EHF011-40BU-	MXX	100	60	63,5	2.50	77,5	3.05	10,5	150	31	450	280	11.02	94,8	28	2,29	1.54	40-61	100	
EHF011-48BU-	MXX	100	80	76,2	3.00	92,0	3.62	10,5	150	31	450	340	13.39	94,8	28	2,98	2.00	40-61	100	
EHF011-64BU-	MXX	100	102	101,6	4.00	117,5	4.63	10,5	150	31	450	450	17.72	94,8	28	3,94	2.64	40-61	100	

\* Additional colors available BK-Black and RD-Red

# Food and Beverage

## Food Discharge

 Refer to warnings and safety information on pages 0-1 – 0-16.

Use of damaged hose or improper use may result in bodily injury or property damage. Please consult Eaton catalog or Technical Support for proper application.

### EHF001

### Liquid Food Discharge



**Construction:**

**Tube:** Vegetable oil-resistant NBR, FDA approved material

**Reinforcement:** High-tensile synthetic textile

**Cover:** Oil, abrasion, ozone, and weather resistant synthetic rubber

**Operating Temperature:**

-40°C to +80°C  
(-40°F to +176°F)

**Application:**

- Discharge of milk, vegetable oil and beverages







**Markets:**

- Food transfer
- Food tank truck

**Type of Couplings:**

- Cam and groove
- Combination nipple

Contact coupling manufacturer for attachment procedure and other coupling recommendations

# Part No.			 Hose I.D.			 Hose O.D.		 Max Operating Pressure		 Burst Pressure		 Weight		 Length	
	mtr	ft	DN	mm	in	mm	in	bar	psi	bar	psi	kg/m	lbs/ft	mtr	ft
EHF001-12BU-	MXX	100	19	19,0	0.75	30,0	1.18	10,5	150	31	450	0,61	0.41	40-61	100
EHF001-16BU-	MXX	100	25	25,4	1.00	37,0	1.46	10,5	150	31	450	0,79	0.53	40-61	100
EHF001-20BU-	MXX	100	31	31,8	1.25	44,0	1.73	10,5	150	31	450	1,05	0.71	40-61	100
EHF001-24BU-	MXX	100	38	38,1	1.50	51,0	2.00	10,5	150	31	450	1,31	0.88	40-61	100
EHF001-28BU-	MXX	100	45	44,5	1.75	57,5	2.26	10,5	150	31	450	1,51	1.02	40-61	100
EHF001-32BU-	MXX	100	51	50,8	2.00	65,0	2.56	10,5	150	31	450	1,84	1.24	40-61	100
EHF001-40BU-	MXX	100	60	63,5	2.50	77,5	3.05	10,5	150	31	450	2,27	1.53	40-61	100
EHF001-48BU-	MXX	100	80	76,2	3.00	92,0	3.62	10,5	150	31	450	2,93	1.97	40-61	100
EHF001-64BU-	MXX	100	102	101,6	4.00	117,5	4.63	10,5	150	31	450	3,83	2.57	40-61	100

\* Additional colors available BK-Black and RD-Red

### EHF017

### Milk Discharge



#### Construction:

**Tube:** Vegetable oil-resistant NBR, FDA approved material

**Reinforcement:** High-tensile synthetic textile

**Cover:** Oil, abrasion, ozone, and weather resistant synthetic rubber

#### Operating Temperature:

-40°C to +80°C  
(-40°F to +176°F)

#### Application:

- For discharge of milk

#### Markets:

- Food transfer
- Food tank truck

#### Type of Couplings:

- Cam and groove
- Combination nipple


Contact coupling manufacturer for attachment procedure and other coupling recommendations

# Part No.			Hose I.D.			Hose O.D.		Max Operating Pressure		Burst Pressure		Weight		Length	
			DN	mm	in	mm	in	bar	psi	bar	psi	kg/m	lbs/ft	mtr	ft
EHF017-12BU-	MXX	100	19	19,0	0.75	28,5	1.22	7,0	100	20,7	300	0,51	0.34	40-61	100
EHF017-16BU-	MXX	100	25	25,4	1.00	35,0	1.38	7,0	100	20,7	300	0,64	0.43	40-61	100
EHF017-20BU-	MXX	100	31	31,8	1.25	43,0	1.69	7,0	100	20,7	300	0,96	0.65	40-61	100
EHF017-24BU-	MXX	100	38	38,1	1.50	49,0	1.93	7,0	100	20,7	300	1,13	0.76	40-61	100
EHF017-28BU-	MXX	100	45	44,5	1.75	55,5	2.19	7,0	100	20,7	300	1,30	0.87	40-61	100
EHF017-32BU-	MXX	100	51	50,8	2.00	62,0	2.44	7,0	100	20,7	300	1,49	1.00	40-61	100
EHF017-40BU-	MXX	100	60	63,5	2.50	75,0	2.95	7,0	100	20,7	300	1,80	1.21	40-61	100
EHF017-48BU-	MXX	100	80	76,2	3.00	89,0	3.50	7,0	100	20,7	300	2,32	1.56	40-61	100
EHF017-64BU-	MXX	100	102	101,6	4.00	115,0	4.53	7,0	100	20,7	300	3,18	2.14	40-61	100

\* Additional colors available BK-Black and RD-Red

# Food and Beverage

## Food Discharge

 Refer to warnings and safety information on pages 0-1 – 0-16.

Use of damaged hose or improper use may result in bodily injury or property damage. Please consult Eaton catalog or Technical Support for proper application.

### EHF008 & EHF009 Non-Oily Liquid Discharge



**Construction:**

**Tube:** SBR blend  
FDA approved material

**Reinforcement:** High-tensile synthetic textile

**Cover:** Abrasion, ozone, and weather resistant synthetic rubber

**Operating Temperature:**

-40°C to +80°C  
(-40°F to +176°F)

**Application:**

- For discharge of food, such as water, fruit juices, etc.







**Markets:**

- Food processing
- Tank truck

**Type of Couplings:**

- Cam and groove
- Combination nipple

Contact coupling manufacturer for attachment procedure and other coupling recommendations

#															
Part No.			Hose I.D.			Hose O.D.		Max Operating Pressure		Burst Pressure		Weight		Length	
EHF008	mtr	ft	DN	mm	in	mm	in	bar	psi	bar	psi	kg/m	lbs/ft	mtr	ft
EHF008-12BU-	MXX	100	19	19,0	0.75	28,5	1.12	7,0	100	20,7	300	0,53	0.36	40-61	100
EHF008-16BU-	MXX	100	25	25,4	1.00	35,0	1.38	7,0	100	20,7	300	0,68	0.46	40-61	100
EHF008-20BU-	MXX	100	31	31,8	1.25	43,0	1.69	7,0	100	20,7	300	0,99	0.67	40-61	100
EHF008-24BU-	MXX	100	38	38,1	1.50	49,0	1.93	7,0	100	20,7	300	1,14	0.77	40-61	100
EHF008-28BU-	MXX	100	45	44,5	1.75	55,5	2.19	7,0	100	20,7	300	1,32	0.89	40-61	100
EHF008-32BU-	MXX	100	51	50,8	2.00	62,0	2.44	7,0	100	20,7	300	1,51	1.02	40-61	100
EHF008-40BU-	MXX	100	60	63,5	2.50	75,0	2.95	7,0	100	20,7	300	1,87	1.26	40-61	100
EHF008-48BU-	MXX	100	80	76,2	3.00	89,0	3.50	7,0	100	20,7	300	2,42	1.63	40-61	100
EHF008-64BU--	MXX	100	102	101,6	4.00	115,0	4.53	7,0	100	20,7	300	3,32	2.23	40-61	100
<b>EHF009</b>															
EHF009-12BU-	MXX	100	19	19,0	0.75	30,0	1.18	10,5	150	31	450	0,63	0.42	40-61	100
EHF009-16BU-	MXX	100	25	25,4	1.00	37,0	1.46	10,5	150	31	450	0,81	0.54	40-61	100
EHF009-20BU-	MXX	100	31	31,8	1.25	44,0	1.73	10,5	150	31	450	1,06	0.71	40-61	100
EHF009-24BU-	MXX	100	38	38,1	1.50	51,0	2.01	10,5	150	31	450	1,34	0.90	40-61	100
EHF009-28BU-	MXX	100	45	44,5	1.75	57,5	2.26	10,5	150	31	450	1,53	1.03	40-61	100
EHF009-32BU-	MXX	100	51	50,8	2.00	65,0	2.56	10,5	150	31	450	1,87	1.26	40-61	100
EHF009-40BU-	MXX	100	60	63,5	2.50	77,5	3.05	10,5	150	31	450	2,29	1.54	40-61	100
EHF009-48BU-	MXX	100	80	76,2	3.00	92,0	3.62	10,5	150	31	450	2,98	2.00	40-61	100
EHF009-64BU-	MXX	100	102	101,6	4.00	117,5	4.63	10,5	150	31	450	3,94	2.65	40-61	100

\* Product available in additional colors BK-Black and RD-Red

### EHF021

### Flat Corrugated Alcohol Suction & Discharge



#### Construction:

**Tube:** UHMW-PE  
FDA approved material

**Reinforcement:** High-tensile synthetic textile with steel helical wire and anti-static wire

**Cover:** Flat corrugated EPDM rubber

#### Operating Temperature:

-40°C to +80°C  
(-40°F to +176°F)

#### Application:

- For suction and discharge of food containing high percentage of alcohol

#### Markets:

- Breweries
- Distilleries
- Food processing

#### Type of Couplings:

- Cam and groove
- Combination nipple


Contact coupling manufacturer for attachment procedure and other coupling recommendations

# Part No.			Hose I.D.		Hose O.D.		Max Oper Pressure		Burst Pressure		Minimum Bend Radius		Vacuum		Weight		Length		
			DN	mm	in	mm	in	bar	psi	bar	psi	mm	in	kPa	in/Hg	kg/m	lbs/ft	mtr	ft
EHF021-12RD-	MXX	100	19	19,0	0.75	29	1.14	10,5	150	31	450	70	2.76	94,8	28	0,48	0.32	40-61	100
EHF021-16RD-	MXX	100	25	25,4	1.00	36	1.42	10,5	150	31	450	90	3.54	94,8	28	0,63	0.42	40-61	100
EHF021-20RD-	MXX	100	31	31,8	1.25	43	1.69	10,5	150	31	450	130	5.12	94,8	28	0,91	0.61	40-61	100
EHF021-24RD-	MXX	100	38	38,1	1.50	50	1.97	10,5	150	31	450	180	7.09	94,8	28	1,06	0.71	40-61	100
EHF021-32RD-	MXX	100	51	50,8	2.00	64	2.52	10,5	150	31	450	250	9.84	94,8	28	1,53	1.03	40-61	100
EHF021-40RD-	MXX	100	60	63,5	2.50	78	3.07	10,5	150	31	450	280	11.02	94,8	28	2,15	1.45	40-61	100
EHF021-48RD-	MXX	100	80	76,2	3.00	91	3.58	10,5	150	31	450	350	13.78	94,8	28	2,55	1.71	40-61	100
EHF021-64RD-	MXX	100	102	101,6	4.00	119	4.69	10,5	150	31	450	450	17.72	94,8	28	4,21	2.83	40-61	100
EHF021-80RD-	MXX	100	130	127,0	5.00	148	5.83	10,5	150	31	450	600	23.62	80,0	24	6,48	4.26	40-61	100

\* Additional colors available BK-Black and BU-Blue

# Food and Beverage

## Beverage Suction & Discharge

 Refer to warnings and safety information on pages 0-1 – 0-16.

Use of damaged hose or improper use may result in bodily injury or property damage. Please consult Eaton catalog or Technical Support for proper application.

### EHF020

### Alcohol Suction & Discharge



**Construction:**

**Tube:** UHMW-PE  
FDA approved material

**Reinforcement:** High-tensile synthetic textile with steel helical wire

**Cover:** EPDM rubber

**Application:**

- For suction and discharge of food containing high percentage of alcohol

**Markets:**

- Breweries
- Distilleries
- Food processing









**Type of Couplings:**

- Cam and groove
- Combination nipple

**Operating Temperature:**

-40°C to +80°C  
(-40°F to +176°F)

Contact coupling manufacturer for attachment procedure and other coupling recommendations


# Part No.																			
	mtr	ft	DN	mm	in	mm	in	bar	psi	bar	psi	mm	in	kPa	in/Hg	kg/m	lbs/ft	mtr	ft
EHF020-12RD-	MXX	100	19	19,0	0.75	31,0	1.22	10,5	150	31	450	75	2.95	94,8	28	0,65	0.44	40-61	100
EHF020-16RD-	MXX	100	25	25,4	1.00	38,0	1.50	10,5	150	31	450	100	3.94	94,8	28	0,86	0.58	40-61	100
EHF020-20RD-	MXX	100	31	31,8	1.25	45,0	1.77	10,5	150	31	450	150	5.91	94,8	28	1,10	0.74	40-61	100
EHF020-24RD-	MXX	100	38	38,1	1.50	52,0	2.05	10,5	150	31	450	200	7.87	94,8	28	1,43	0.96	40-61	100
EHF020-28RD-	MXX	100	45	44,5	1.75	58,5	2.30	10,5	150	31	450	260	10.24	94,8	28	1,75	1.18	40-61	100
EHF020-32RD-	MXX	100	51	50,8	2.00	66,0	2.60	10,5	150	31	450	300	11.81	94,8	28	2,11	1.42	40-61	100
EHF020-40RD-	MXX	100	60	63,5	2.50	78,5	3.09	10,5	150	31	450	400	15.75	94,8	28	2,55	1.71	40-61	100
EHF020-48RD-	MXX	100	80	76,2	3.00	93,0	3.66	10,5	150	31	450	800	31.50	94,8	28	3,47	2.33	40-61	100
EHF020-64RD-	MXX	100	102	101,6	4.00	118,5	4.67	10,5	150	31	450	1200	47.24	94,8	28	4,52	3.04	40-61	100

\* Additional colors available BK-Black and BU-Blue



# Food and Beverage

## Beverage Suction & Discharge

 Refer to warnings and safety information on pages 0-1 – 0-16.

Use of damaged hose or improper use may result in bodily injury or property damage. Please consult Eaton catalog or Technical Support for proper application.

### EHB502 & EHB503 Medium Duty Beer/Wine Suction & Discharge



#### Construction:

**Tube:** EPDM rubber  
FDA approved material

**Reinforcement:** High-tensile synthetic textile with steel helical wire

**Cover:** EPDM rubber

#### Operating Temperature:

-40°C to +120°C  
(-40°F to +248°F)

#### Application:

- For suction and discharge of beverages such as mineral water, beer, fruit juices, wine and liquor









#### Markets:

- Food processing
- Tank truck
- Breweries
- Distilleries

#### Type of Couplings:

- Cam and groove
- Combination nipple


Contact coupling manufacturer for attachment procedure and other coupling recommendations

# Part No.																			
	mtr	ft	DN	mm	in	mm	in	bar	psi	bar	psi	mm	in	kPa	in/Hg	kg/m	lbs/ft	mtr	ft
<b>EHB502</b>																			
EHB502-12RD-	MXX	100	19	19,0	0.75	28,5	1.12	7,0	100	20,7	300	50	1.97	94,8	28	0,59	0.40	40-61	100
EHB502-16RD-	MXX	100	25	25,4	1.00	35,0	1.38	7,0	100	20,7	300	70	2.76	94,8	28	0,76	0.51	40-61	100
EHB502-20RD-	MXX	100	31	31,8	1.25	43,0	1.69	7,0	100	20,7	300	90	3.54	94,8	28	1,00	0.67	40-61	100
EHB502-24RD-	MXX	100	38	38,1	1.50	49,0	1.93	7,0	100	20,7	300	100	3.94	94,8	28	1,30	0.87	40-61	100
EHB502-28RD-	MXX	100	45	44,5	1.75	55,5	2.19	7,0	100	20,7	300	120	4.72	94,8	28	1,52	1.02	40-61	100
EHB502-32RD-	MXX	100	51	50,8	2.00	62,0	2.44	7,0	100	20,7	300	140	5.51	94,8	28	1,71	1.15	40-61	100
EHB502-40RD-	MXX	100	60	63,5	2.50	75,0	2.95	7,0	100	20,7	300	260	10.24	94,8	28	2,00	1.34	40-61	100
EHB502-48RD-	MXX	100	80	76,2	3.00	89,0	3.50	7,0	100	20,7	300	310	12.20	94,8	28	2,93	1.97	40-61	100
EHB502-64RD-	MXX	100	102	101,6	4.00	115,0	4.53	7,0	100	20,7	300	420	16.54	94,8	28	4,06	2.73	40-61	100
<b>EHB503</b>																			
EHB503-12RD-	MXX	100	19	19,0	0.75	31,0	1.22	10,5	150	31	450	60	2.36	94,8	28	0,56	0.38	40-61	100
EHB503-16RD-	MXX	100	25	25,4	1.00	38,0	1.50	10,5	150	31	450	75	2.95	94,8	28	0,72	0.48	40-61	100
EHB503-20RD-	MXX	100	31	31,8	1.25	45,0	1.77	10,5	150	31	450	95	3.74	94,8	28	0,95	0.64	40-61	100
EHB503-24RD-	MXX	100	38	38,1	1.50	52,0	2.05	10,5	150	31	450	110	4.33	94,8	28	1,19	0.80	40-61	100
EHB503-28RD-	MXX	100	45	44,5	1.75	58,5	2.30	10,5	150	31	450	130	5.12	94,8	28	1,36	0.91	40-61	100
EHB503-32RD-	MXX	100	51	50,8	2.00	66,0	2.60	10,5	150	31	450	150	5.91	94,8	28	1,66	1.11	40-61	100
EHB503-40RD-	MXX	100	60	63,5	2.50	78,5	3.09	10,5	150	31	450	280	11.02	94,8	28	2,08	1.40	40-61	100
EHB503-48RD-	MXX	100	80	76,2	3.00	93,0	3.66	10,5	150	31	450	340	13.39	94,8	28	2,68	1.80	40-61	100
EHB503-64RD-	MXX	100	102	101,6	4.00	118,5	4.67	10,5	150	31	450	450	17.72	94,8	28	3,54	2.38	40-61	100

\* Additional colors available BK-Black and BU-Blue

# Food and Beverage

## Beverage Suction & Discharge

 Refer to warnings and safety information on pages 0-1 – 0-16.

Use of damaged hose or improper use may result in bodily injury or property damage. Please consult Eaton catalog or Technical Support for proper application.

### EHF007

### Heavy Duty Potable Water Suction & Discharge



**Construction:**

**Tube:** SBR blend meets FDA & European requirements

**Reinforcement:** High-tensile synthetic textile with steel helical wire

**Cover:** EPDM rubber

**Operating Temperature:**

-30°C to +70°C  
(-22°F to +158°F)

**Application:**

- For suction and discharge of potable water









**Markets:**

- Food processing
- Tank truck

**Type of Couplings:**


- Cam and groove
- Combination nipple

Contact coupling manufacturer for attachment procedure and other coupling recommendations

# Part No.			 Hose I.D.			 Hose O.D.		 Max Oper Pressure		 Burst Pressure		 Minimum Bend Radius		 Vacuum		 Weight		 Length	
	mtr	ft	DN	mm	in	mm	in	bar	psi	bar	psi	mm	in	kPa	in/Hg	kg/m	lbs/ft	mtr	ft
EHF007-48-	MXX	200	80	76,2	3.00	97	3.82	17,2	250	70	1000	608	23.94	80,0	24	4,37	2.94	40-61	200
EHF007-64-	MXX	200	102	101,6	4.00	119	4.69	17,2	250	70	1000	816	32.13	80,0	24	4,57	3.07	40-61	200

# Food and Beverage

## Beverage Suction & Discharge

 Refer to warnings and safety information on pages 0-1 – 0-16.

Use of damaged hose or improper use may result in bodily injury or property damage. Please consult Eaton catalog or Technical Support for proper application.

### EHF005

### Potable Water Suction & Discharge



#### Construction:

**Tube:** Synthetic rubber  
FDA approved material

**Reinforcement:** High-tensile synthetic textile with steel helical wire

**Cover:** Abrasion, ozone, and weather resistant synthetic rubber

#### Operating Temperature:

-40°C to +70°C  
(-40°F to +158°F)

#### Application:

- For suction and discharge of potable water









#### Markets:

- Food processing
- Tank truck
- Dairy processing
- Milk processing

#### Type of Couplings:

- Cam and groove
- Combination nipple


Contact coupling manufacturer for attachment procedure and other coupling recommendations

# Part No.																			
	mtr	ft	DN	mm	in	mm	in	bar	psi	bar	psi	mm	in	kPa	in/Hg	kg/m	lbs/ft	mtr	ft
EHF005-12BU-	MXX	100	19	19,0	0.75	31,0	1.22	10,5	150	31,5	450	60	2.36	94,8	28	0,73	0.49	40-61	100
EHF005-16BU-	MXX	100	25	25,4	1.00	38,0	1.50	10,5	150	31,5	450	80	3.15	94,8	28	0,98	0.66	40-61	100
EHF005-20BU-	MXX	100	31	31,8	1.25	45,0	1.77	10,5	150	31,5	450	100	3.94	94,8	28	1,26	0.85	40-61	100
EHF005-24BU-	MXX	100	38	38,1	1.50	52,0	2.05	10,5	150	31,5	450	120	4.72	94,8	28	1,69	1.14	40-61	100
EHF005-28BU-	MXX	100	45	44,5	1.75	58,5	2.30	10,5	150	31,5	450	145	5.71	94,8	28	1,87	1.26	40-61	100
EHF005-32BU-	MXX	100	51	50,8	2.00	66,0	2.60	10,5	150	31,5	450	165	6.50	94,8	28	2,34	1.57	40-61	100
EHF005-40BU-	MXX	100	60	63,5	2.50	78,5	3.09	10,5	150	31,5	450	250	9.84	94,8	28	2,86	1.92	40-61	100
EHF005-48BU-	MXX	100	80	76,2	3.00	93,0	3.66	10,5	150	31,5	450	380	14.96	94,8	28	3,81	2.56	40-61	100
EHF005-64BU-	MXX	100	102	101,6	4.00	118,5	4.67	10,5	150	31,5	450	500	19.68	94,8	28	4,84	3.25	40-61	100

\* Additional colors available BK-Black and RD-Red

# Food and Beverage

## Beverage Discharge

 Refer to warnings and safety information on pages 0-1 – 0-16.

Use of damaged hose or improper use may result in bodily injury or property damage. Please consult Eaton catalog or Technical Support for proper application.

### EHF019

### Alcohol Transfer



#### Construction:

**Tube:** UHMW-PE  
FDA approved material

**Reinforcement:** High-tensile synthetic textile

**Cover:** EPDM rubber

#### Operating Temperature:

-40°C to +80°C  
(-40°F to +176°F)

#### Application:

- Discharge of food containing high percentage of alcohol

#### Markets:

- Breweries
- Distilleries
- Food processing

#### Type of Couplings:

- Cam and groove
- Combination nipple

Contact coupling manufacturer for attachment procedure and other coupling recommendations

# Part No.			Hose I.D.			Hose O.D.		Max Operating Pressure		Burst Pressure		Weight		Length	
			DN	mm	in	mm	in	bar	psi	bar	psi	kg/m	lbs/ft	mtr	ft
EHF019-12RD-	MXX	100	19	19,0	0.75	30,0	1.18	10,5	150	31,0	450	0,55	0.37	40-61	100
EHF019-16RD-	MXX	100	25	25,4	1.00	37,0	1.46	10,5	150	31,0	450	0,71	0.48	40-61	100
EHF019-20RD-	MXX	100	31	31,8	1.25	44,0	1.73	10,5	150	31,0	450	0,92	0.62	40-61	100
EHF019-24RD-	MXX	100	38	38,1	1.50	51,0	2.01	10,5	150	31,0	450	1,14	0.77	40-61	100
EHF019-28RD-	MXX	100	45	44,5	1.75	57,5	2.26	10,5	150	31,0	450	1,30	0.88	40-61	100
EHF019-32RD-	MXX	100	51	50,8	2.00	65,0	2.56	10,5	150	31,0	450	1,64	1.10	40-61	100
EHF019-40RD-	MXX	100	60	63,5	2.50	77,5	3.05	10,5	150	31,0	450	1,89	1.27	40-61	100
EHF019-48RD-	MXX	100	80	76,2	3.00	92,0	3.62	10,5	150	31,0	450	2,58	1.73	40-61	100
EHF019-64RD-	MXX	100	102	101,6	4.00	117,5	4.63	10,5	150	31,0	450	3,50	2.35	40-61	100

\* Additional colors available BK-Black and BU-Blue

### EHB500 & EHB501 Beer/Wine Light Duty Discharge



#### Construction:

**Tube:** EPDM  
FDA approved material

**Reinforcement:** High-tensile synthetic textile

**Cover:** EPDM rubber

#### Operating Temperature:

-40°C to +120°C  
(-40°F to +248°F)

#### Application:

- For discharge of beverages such as mineral water, beer, fruit juices, wine and liquor







#### Markets:

- Food processing
- Tank truck
- Breweries
- Distilleries

#### Type of Couplings:

- Cam and groove
- Combination nipple

Contact coupling manufacturer for attachment procedure and other coupling recommendations

# Part No.			 Hose I.D.		 Hose O.D.		 Max Operating Pressure		 Burst Pressure		 Weight		 Length		
	mtr	ft	DN	mm	in	mm	in	bar	psi	bar	psi	kg/m	lbs/ft	mtr	ft
<b>EHB500</b>															
EHB500-12RD-	MXX	100	19	19,0	0.75	28,5	1.12	7,0	100	20,7	300	0,47	0.32	40-61	100
EHB500-16RD-	MXX	100	25	25,4	1.00	35,0	1.38	7,0	100	20,7	300	0,60	0.40	40-61	100
EHB500-20RD-	MXX	100	31	31,8	1.25	43,0	1.69	7,0	100	20,7	300	0,89	0.60	40-61	100
EHB500-24RD-	MXX	100	38	38,1	1.50	49,0	1.93	7,0	100	20,7	300	0,99	0.67	40-61	100
EHB500-28RD-	MXX	100	45	44,5	1.75	55,5	2.19	7,0	100	20,7	300	1,14	0.77	40-61	100
EHB500-32RD-	MXX	100	51	50,8	2.00	62,0	2.44	7,0	100	20,7	300	1,32	0.89	40-61	100
EHB500-40RD-	MXX	100	60	63,5	2.50	75,0	2.95	7,0	100	20,7	300	1,67	1.12	40-61	100
EHB500-48RD-	MXX	100	80	76,2	3.00	89,0	3.50	7,0	100	20,7	300	2,15	1.45	40-61	100
EHB500-64RD-	MXX	100	102	101,6	4.00	115,0	4.53	7,0	100	20,7	300	2,93	1.97	40-61	100


#### EHB501

EHB501-12RD-	MXX	100	19	19,0	0.75	30,0	1.18	10,5	150	31	450	0,56	0.38	40-61	100
EHB501-16RD-	MXX	100	25	25,4	1.00	37,0	1.46	10,5	150	31	450	0,72	0.48	40-61	100
EHB501-20RD-	MXX	100	31	31,8	1.25	44,0	1.73	10,5	150	31	450	0,95	0.64	40-61	100
EHB501-24RD-	MXX	100	38	38,1	1.50	51,0	2.01	10,5	150	31	450	1,19	0.80	40-61	100
EHB501-28RD-	MXX	100	45	44,5	1.75	57,5	2.26	10,5	150	31	450	1,36	0.91	40-61	100
EHB501-32RD-	MXX	100	51	50,8	2.00	65,0	2.56	10,5	150	31	450	1,66	1.12	40-61	100
EHB501-40RD-	MXX	100	60	63,5	2.50	77,5	3.05	10,5	150	31	450	2,08	1.40	40-61	100
EHB501-48RD-	MXX	100	80	76,2	3.00	92,0	3.62	10,5	150	31	450	2,68	1.80	40-61	100
EHB501-64RD-	MXX	100	102	101,6	4.00	117,5	4.63	10,5	150	31	450	3,54	2.38	40-61	100

\* Product available in additional colors BK-Black and BU-Blue

# Food and Beverage

## Beverage Discharge

 Refer to warnings and safety information on pages 0-1 – 0-16.

Use of damaged hose or improper use may result in bodily injury or property damage. Please consult Eaton catalog or Technical Support for proper application.

### EHF004

### Potable Water Discharge



#### Construction:

**Tube:** Synthetic rubber  
FDA approved material

**Reinforcement:** High-tensile synthetic textile

**Cover:** Abrasion, ozone, and weather resistant synthetic rubber

#### Operating Temperature:

-40°C to +80°C  
(-40°F to +176°F)

#### Application:

- For discharge of potable water







#### Markets:

- Food transfer
- Food tank truck

#### Type of Couplings:

- Cam and groove
- Combination nipple


Contact coupling manufacturer for attachment procedure and other coupling recommendations

# Part No.			 Hose I.D.			 Hose O.D.		 Max Operating Pressure		 Burst Pressure		 Weight		 Length	
			mtr	ft	DN	mm	in	mm	in	bar	psi	bar	psi	kg/m	lbs/ft
EHF004-12BU-	MXX	100	19	19,0	0.75	30,0	1.18	10,5	150	31,0	450	0,63	0.43	40-61	100
EHF004-16BU-	MXX	100	25	25,4	1.00	37,0	1.46	10,5	150	31,0	450	0,82	0.55	40-61	100
EHF004-20BU-	MXX	100	31	31,8	1.25	44,0	1.73	10,5	150	31,0	450	1,08	0.73	40-61	100
EHF004-24BU-	MXX	100	38	38,1	1.50	51,0	2.00	10,5	150	31,0	450	1,37	0.92	40-61	100
EHF004-28BU-	MXX	100	45	44,5	1.75	57,5	2.26	10,5	150	31,0	450	1,57	1.06	40-61	100
EHF004-32BU-	MXX	100	51	50,8	2.00	65,0	2.56	10,5	150	31,0	450	1,91	1.28	40-61	100
EHF004-40BU-	MXX	100	60	63,5	2.50	77,5	3.05	10,5	150	31,0	450	2,33	1.57	40-61	100
EHF004-48BU-	MXX	100	80	76,2	3.00	92,0	3.62	10,5	150	31,0	450	3,03	2.04	40-61	100
EHF004-64BU-	MXX	100	102	101,6	4.00	117,5	4.63	10,5	150	31,0	450	3,96	2.66	40-61	100

\* Product also available in BU-Blue and RD-Red

# Food and Beverage

## Beverage Discharge

 Refer to warnings and safety information on pages 0-1 – 0-16.

Use of damaged hose or improper use may result in bodily injury or property damage. Please consult Eaton catalog or Technical Support for proper application.

### EHF006

### Softwall Potable Water Discharge



#### Construction:

**Tube:** SBR blend meets FDA & European requirements

**Reinforcement:** High-tensile synthetic textile

**Cover:** EPDM rubber

#### Operating Temperature:

-30°C to +70°C  
(-22°F to +158°F)

#### Application:

- For discharge of potable water

#### Markets:

- Food processing
- Tank truck
- Dairy processing
- Milk processing

#### Type of Couplings:


- Cam and groove
- Combination nipple

Contact coupling manufacturer for attachment procedure and other coupling recommendations

# Part No.			Hose I.D.			Hose O.D.		Max Oper Pressure		Burst Pressure		Minimum Bend Radius		Weight		Length	
			DN	mm	in	mm	in	bar	psi	bar	psi	mm	in	kg/m	lbs/ft	mtr	ft
EHF006-48-	MXX	200	80	76,2	3.00	93,0	3.66	10,0	145	40,0	580	760	29.92	3,24	2.18	40-61	200
EHF006-64-	MXX	200	102	101,6	4.00	118,5	4.67	10,0	145	40,0	580	1020	40.16	4,02	2.70	40-61	200
EHF006-80-	MXX	200	130	127,0	5.00	146,0	5.75	8,0	115	32,0	460	1270	50.00	5,25	3.53	40-61	200
EHF006-96-	MXX	200	150	152,4	6.00	169,0	6.65	8,0	115	32,0	460	1520	59.84	5,83	3.92	40-61	200

# Food and Beverage

## Beverage Discharge

 Refer to warnings and safety information on pages 0-1 – 0-16.

Use of damaged hose or improper use may result in bodily injury or property damage. Please consult Eaton catalog or Technical Support for proper application.

### H285

### CLEARFORCE™ – R



**Construction:**

**Tube:** Clear PVC  
NSF-51 certified  
FDA approved material

**Reinforcement:** 2-spiral fiber

**Cover:** Clear PVC

**Operating Temperature:**

-26°C to +66°C  
(-15°F to +150°F)

**Application:**

- For food and beverage dispensing
- For spraying and conveying fertilizer and pesticides







**Markets:**

- Food processing
- Agriculture
- In-plant service

**Type of Couplings:**

- “E” Series
- 265 “P” Series
- Barbed inserts

Contact coupling manufacturer for attachment procedure and other coupling recommendations

# Part No.			 Hose I.D.			 Hose O.D.		 Max Operating Pressure		 Burst Pressure		 Weight		 Length	
	mtr	ft	DN	mm	in	mm	in	bar	psi	bar	psi	kg/m	lbs/ft	mtr	ft
H28503-		300	5	4,8	0.19	9,5	0.37	17,2	250	70,0	1000	0,07	0.05		300
H28504-		300	6	6,4	0.25	11,3	0.44	17,2	250	70,0	1000	0,09	0.06		300
H28505-		300	8	7,9	0.31	13,5	0.53	17,2	250	70,0	1000	0,11	0.08		300
H28506-		300	10	9,5	0.38	15,1	0.59	15,5	225	62,0	900	0,14	0.09		300
H28508-		300	12	12,7	0.50	19,1	0.75	13,8	200	55,0	800	0,19	0.13		300
H28510-		300	16	15,9	0.62	22,2	0.87	13,8	200	55,0	800	0,23	0.15		300
H28512-		300	19	19,0	0.75	26,2	1.03	10,5	150	41,0	600	0,29	0.20		300
H28516-		200	25	25,4	1.00	33,3	1.31	8,5	125	35,0	500	0,42	0.28		200
H28520-		100	31	31,8	1.25	42,9	1.69	7,0	100	28,0	400	0,76	0.51		100
H28524-		100	38	38,1	1.50	49,2	1.94	7,0	100	28,0	400	0,88	0.60		100
H28532-		100	51	50,8	2.00	63,5	2.50	5,0	75	20,7	300	1,27	0.85		100



### H160

### CLEARFORCE™ – NR



#### Construction:

**Tube:** Clear PVC  
NSF-51 certified  
FDA approved material

**Cover:** Clear PVC

#### Operating Temperature:

-10°C to +66°C  
(-15°F to +150°F)

#### Application:

- For food and beverage dispensing

#### Markets:

- Food processing
- In-plant service

#### Type of Couplings:


- Barbed inserts

Contact coupling manufacturer for attachment procedure and other coupling recommendations

# Part No.	Length		Hose I.D.			Hose O.D.		Max Operating Pressure		Length	
			DN	mm	in	mm	in	bar	psi	mtr	ft
H160204-		100	3	3,2	0.12	6,4	0.25	4,5	65		100
H160305-		100	5	4,8	0.19	7,9	0.31	3,9	55		100
H160406-		100	6	6,5	0.25	9,5	0.38	3,9	55		100
H160408-		100	6	6,5	0.25	12,7	0.50	4,0	60		100
H160507-		100	8	7,9	0.31	11,1	0.44	3,5	50		100
H160608-		100	10	9,5	0.38	12,7	0.50	3,0	45		100
H160609-		100	10	9,5	0.38	14,3	0.56	3,4	50		100
H160610-		100	10	9,5	0.38	15,9	0.62	3,9	55		100
H160810-		100	12	12,7	0.50	15,9	0.62	2,0	30		100
H160811-		100	12	12,7	0.50	17,3	0.68	2,8	40		100
H160812-		100	12	12,7	0.50	19,1	0.75	3,0	45		100
H161013-		100	16	15,9	0.62	20,6	0.81	2,5	35		100
H161014-		100	16	15,9	0.62	22,2	0.87	2,8	40		100
H161216-		100	19	19,0	0.75	25,4	1.00	2,5	35		100
H161418-		100	22	22,2	0.88	28,6	1.13	2,0	30		100
H161620-		100	25	25,4	1.00	31,8	1.25	1,7	25		100
H162024-		100	31	31,8	1.25	38,1	1.50	1,3	20		100
H162430-		100	38	38,1	1.50	47,6	1.87	1,7	25		100
H162432-		100	38	38,1	1.50	50,1	1.97	2,5	35		100
H163240-		100	51	50,8	2.00	63,5	2.50	2,5	35		100

# Food and Beverage

## Dry Bulk Suction & Discharge

 Refer to warnings and safety information on pages 0-1 – 0-16.

Use of damaged hose or improper use may result in bodily injury or property damage. Please consult Eaton catalog or Technical Support for proper application.

### EHF016

### Channeled Bulk Suction & Discharge



#### Construction:

**Tube:** Abrasion resistant synthetic rubber

**Reinforcement:** High-tensile synthetic textile with steel helical wire and anti-static copper wire

**Cover:** Channeled, abrasion, ozone, and weather resistant synthetic rubber

#### Application:

- For suction and discharge of bulk abrasive products such as sugar, flour, milk powder and granules

#### Markets:

- Food processing
- Tank truck









#### Type of Couplings:

- Cam and groove

Contact coupling manufacturer for attachment procedure and other coupling recommendations

#### Operating Temperature:

-40°C to +70°C  
(-40°F to +158°F)

# Part No.																			
	mtr	ft	DN	mm	in	mm	in	bar	psi	bar	psi	mm	in	kPa	in/Hg	kg/m	lbs/ft	mtr	ft
EHF016-16-	MXX	100	25	25,4	1.00	36,0	1.42	10,5	150	31	450	45	1.77	94,8	28	0,69	0.46	40-61	100
EHF016-20-	MXX	100	31	31,8	1.25	42,5	1.67	10,5	150	31	450	55	2.17	94,8	28	0,90	0.61	40-61	100
EHF016-24-	MXX	100	38	38,1	1.50	48,4	1.91	10,5	150	31	450	75	2.95	94,8	28	1,04	0.70	40-61	100
EHF016-32-	MXX	100	51	50,8	2.00	62,0	2.44	10,5	150	31	450	110	4.33	94,8	28	1,56	1.05	40-61	100
EHF016-40-	MXX	100	60	63,5	2.50	76,0	2.99	10,5	150	31	450	150	5.91	94,8	28	2,13	1.43	40-61	100
EHF016-48-	MXX	100	80	76,2	3.00	89,0	3.50	10,5	150	31	450	180	7.09	94,8	28	2,51	1.69	40-61	100
EHF016-56-	MXX	100	90	88,9	3.50	104,5	4.11	10,5	150	31	450	225	8.86	94,8	28	3,48	2.34	40-61	100
EHF016-64-	MXX	100	102	101,6	4.00	117,5	4.63	10,5	150	31	450	260	10.24	94,8	28	4,19	2.82	40-61	100
EHF016-80-	MXX	100	130	127,0	5.00	145,5	5.73	10,5	150	31	450	340	13.39	80,0	24	6,44	4.33	40-61	100
EHF016-96-	MXX	100	150	152,4	6.00	172,0	6.77	10,5	150	31	450	550	21.65	80,0	24	8,13	5.47	40-61	100

\*Abrasion loss value acc. DIN53516 ≤120mm³

### EHF014

### Corrugated Bulk Suction & Discharge



#### Construction:

**Tube:** Abrasion resistant synthetic rubber

**Reinforcement:** High-tensile synthetic textile with steel helical wire and

**Cover:** Corrugated, abrasion, ozone, and weather resistant synthetic rubber

#### Operating Temperature:

-40°C to +70°C  
(-40°F to +158°F)

#### Application:

- For suction and discharge of bulk abrasive products such as sugar, flour, milk powder and granules









#### Markets:

- Food processing
- Tank truck

#### Type of Couplings:

- Cam and groove


Contact coupling manufacturer for attachment procedure and other coupling recommendations

# Part No.																			
	mtr	ft	DN	mm	in	mm	in	bar	psi	bar	psi	mm	in	kPa	in/Hg	kg/m	lbs/ft	mtr	ft
EHF014-16-	MXX	100	25	25,4	1.00	37,5	1.48	10,5	150	31	450	60	2.36	94,8	28	0,81	0.54	40-61	100
EHF014-20-	MXX	100	31	31,8	1.25	44,0	1.73	10,5	150	31	450	75	2.95	94,8	28	0,98	0.66	40-61	100
EHF014-24-	MXX	100	38	38,1	1.50	51,0	2.01	10,5	150	31	450	90	3.54	94,8	28	1,29	0.87	40-61	100
EHF014-32-	MXX	100	51	50,8	2.00	64,5	2.54	10,5	150	31	450	125	4.92	94,8	28	1,78	1.20	40-61	100
EHF014-40-	MXX	100	60	63,5	2.50	77,5	3.05	10,5	150	31	450	175	6.89	94,8	28	2,39	1.61	40-61	100
EHF014-48-	MXX	100	80	76,2	3.00	90,5	3.56	10,5	150	31	450	200	7.87	94,8	28	3,08	2.07	40-61	100
EHF014-56-	MXX	100	90	88.9	3.50	106,0	4.17	10,5	150	31	450	250	9.84	94,8	28	3,86	2.59	40-61	100
EHF014-64-	MXX	100	102	101,6	4.00	119,0	4.69	10,5	150	31	450	275	10.83	94,8	28	4,66	3.13	40-61	100
EHF014-80-	MXX	100	130	127,0	5.00	147,0	5.79	10,5	150	31	450	350	13.78	94,8	28	6,83	4.59	40-61	100
EHF014-96-	MXX	100	150	152,4	6.00	173,0	6.81	10,5	150	31	450	400	15.75	94,8	28	8,96	6.02	40-61	100
EHF014-128-	M20	20	200	203,2	8.00	227,0	8.94	10,5	150	31	450	750	29.53	80,0	24	14,09	9.47	20	20
EHF014-160-	M10	20	250	254,0	10.00	279,0	10.98	10,5	150	31	450	1100	43.31	80,0	24	17,31	11.64	20	20

\*Abrasion loss value acc. DIN53516 ≤120mm<sup>3</sup>

# Food and Beverage

## Dry Bulk Suction & Discharge

 Refer to warnings and safety information on pages 0-1 – 0-16.

Use of damaged hose or improper use may result in bodily injury or property damage. Please consult Eaton catalog or Technical Support for proper application.

### EHF015

### Flat Corrugated Bulk Suction & Discharge



#### Construction:

**Tube:** Synthetic rubber

**Reinforcement:** High-tensile synthetic textile with steel helical wire and anti-static copper wire

**Cover:** Flat corrugated abrasion, ozone, and weather resistant synthetic rubber

#### Operating Temperature:

-40°C to +70°C  
(-40°F to +158°F)

#### Application:

- For suction and discharge of bulk abrasive products such as sugar, flour, milk powder and granules









#### Markets:

- Food processing
- Tank truck

#### Type of Couplings:

- Cam and groove
- Combination nipple


Contact coupling manufacturer for attachment procedure and other coupling recommendations

# Part No.																			
	mtr	ft	DN	mm	in	mm	in	bar	psi	bar	psi	mm	in	kPa	in/Hg	kg/m	lbs/ft	mtr	ft
EHF015-16-	MXX	100	25	25,4	1.00	39,0	1.54	10,5	150	31	450	50	1.97	94,8	28	0,81	0.54	40-61	100
EHF015-20-	MXX	100	31	31,8	1.25	46,0	1.81	10,5	150	31	450	60	2.36	94,8	28	1,07	0.72	40-61	100
EHF015-24-	MXX	100	38	38,1	1.50	54,0	2.13	10,5	150	31	450	75	2.95	94,8	28	1,45	0.97	40-61	100
EHF015-32-	MXX	100	51	50,8	2.00	69,0	2.72	10,5	150	31	450	100	3.94	94,8	28	2,16	1.45	40-61	100
EHF015-40-	MXX	100	60	63,5	2.50	81,5	3.21	10,5	150	31	450	150	5.91	94,8	28	2,74	1.84	40-61	100
EHF015-48-	MXX	100	80	76,2	3.00	95,0	3.74	10,5	150	31	450	175	6.89	94,8	28	3,39	2.28	40-61	100
EHF015-64-	MXX	100	102	101,6	4.00	121,5	4.78	10,5	150	31	450	225	8.86	94,8	28	4,84	3.25	40-61	100
EHF015-80-	MXX	100	130	127,0	5.00	150,0	5.91	10,5	150	31	450	325	12.80	94,8	28	7,47	5.02	40-61	100
EHF015-96-	MXX	100	150	152,4	6.00	176,0	6.93	10,5	150	31	450	375	14.76	94,8	28	9,58	6.44	40-61	100
EHF015-128-	M20	20	200	203,2	8.00	230,0	9.06	10,5	150	31	450	600	23.62	80,0	24	13,67	9.19	20	20

\*Abrasion loss value acc. DIN53516 ≤120mm<sup>3</sup>

# Food and Beverage

## Dry Bulk Suction & Discharge

 Refer to warnings and safety information on pages 0-1 – 0-16.

Use of damaged hose or improper use may result in bodily injury or property damage. Please consult Eaton catalog or Technical Support for proper application.

### EHF013

### Bulk Suction & Discharge



#### Construction:

**Tube:** Abrasion resistant synthetic rubber

**Reinforcement:** High-tensile synthetic textile with steel helical wire and anti-static copper wire

**Cover:** Pin-pricked, abrasion, ozone, and weather resistant synthetic rubber

#### Operating Temperature:

-40°C to +70°C  
(-40°F to +158°F)

#### Application:

- For suction and discharge of bulk abrasive products such as sugar, flour, milk powder and granules









#### Markets:

- Food processing
- Tank truck

#### Type of Couplings:

- Cam and groove
- Combination nipple


Contact coupling manufacturer for attachment procedure and other coupling recommendations

# Part No.			 Hose I.D.			 Hose O.D.		 Max Oper Pressure		 Burst Pressure		 Minimum Bend Radius		 Vacuum		 Weight		 Length	
	mtr	ft	DN	mm	in	mm	in	bar	psi	bar	psi	mm	in	kPa	in/Hg	kg/m	lbs/ft	mtr	ft
EHF013-16-	MXX	100	25	25,4	1.00	39,0	1.54	10,5	150	31	450	110	4.33	94,8	28	0,90	0.61	40-61	100
EHF013-20-	MXX	100	31	31,8	1.25	45,0	1.77	10,5	150	31	450	135	5.31	94,8	28	1,06	0.71	40-61	100
EHF013-24-	MXX	100	38	38,1	1.50	52,0	2.05	10,5	150	31	450	160	6.30	94,8	28	1,42	0.95	40-61	100
EHF013-32-	MXX	100	51	50,8	2.00	66,0	2.60	10,5	150	31	450	210	8.27	94,8	28	2,01	1.35	40-61	100
EHF013-40-	MXX	100	60	63,5	2.50	78,5	3.09	10,5	150	31	450	270	10.63	94,8	28	2,43	1.63	40-61	100
EHF013-48-	MXX	100	80	76,2	3.00	92,0	3.62	10,5	150	31	450	330	12.99	94,8	28	3,16	2.12	40-61	100
EHF013-56-	MXX	100	90	88.9	3.50	107,0	4.21	10,5	150	31	450	410	16.14	94,8	28	3,77	2.53	40-61	100
EHF013-64-	MXX	100	102	101,6	4.00	120,0	4.72	10,5	150	31	450	470	18.50	94,8	28	4,63	3.11	40-61	100
EHF013-80-	MXX	100	130	127,0	5.00	149,0	5.87	10,5	150	31	450	600	23.62	94,8	28	6,85	4.60	40-61	100
EHF013-96-	MXX	100	150	152,4	6.00	174,5	6.87	10,5	150	31	450	770	30.31	80,0	24	8,91	5.99	40-61	100
EHF013-128-	M20	20	200	203,2	8.00	229,0	4.69	10,5	150	31	450	1200	47.24	80,0	24	13,80	9.28	20	20
EHF013-160-	M10	20	250	254,0	10.00	281,0	11.06	10,5	150	31	450	1520	59.84	80,0	24	17,32	11.64	10	20

\*Abrasion loss value acc. DIN53516 ≤120mm³

# Food and Beverage

## Dry Bulk Discharge

 Refer to warnings and safety information on pages 0-1 – 0-16.

Use of damaged hose or improper use may result in bodily injury or property damage. Please consult Eaton catalog or Technical Support for proper application.

### EHF012

### Bulk Discharge



#### Construction:

**Tube:** Synthetic rubber

**Reinforcement:** High-tensile synthetic textile and anti-static copper wire

**Cover:** Pin-pricked, abrasion, ozone, and weather resistant synthetic rubber

#### Operating Temperature:

-40°C to +70°C  
(-40°F to +158°F)

#### Application:

- For discharge of bulk abrasive material for food industry







#### Markets:

- Food processing
- Tank truck

#### Type of Couplings:

- Cam and groove
- Combination nipple


Contact coupling manufacturer for attachment procedure and other coupling recommendations

# Part No.			 Hose I.D.			 Hose O.D.		 Max Operating Pressure		 Burst Pressure		 Weight		 Length	
	mtr	ft	DN	mm	in	mm	in	bar	psi	bar	psi	kg/m	lbs/ft	mtr	ft
EHF012-16-	MXX	100	25	25,4	1.00	37,0	1.46	10,5	150	31,0	450	0,64	0.43	40-61	100
EHF012-20-	MXX	100	31	31,8	1.25	44,0	1.73	10,5	150	31,0	450	0,84	0.56	40-61	100
EHF012-24-	MXX	100	38	38,1	1.50	50,0	1.97	10,5	150	31,0	450	0,97	0.65	40-61	100
EHF012-32-	MXX	100	51	50,8	2.00	64,5	2.54	10,5	150	31,0	450	1,46	0.98	40-61	100
EHF012-40-	MXX	100	60	63,5	2.50	77,0	3.03	10,5	150	31,0	450	1,78	1.20	40-61	100
EHF012-48-	MXX	100	80	76,2	3.00	90,0	3.54	10,5	150	31,0	450	2,14	1.44	40-61	100
EHF012-56-	MXX	100	90	88,9	3.50	104,0	4.09	10,5	150	31,0	450	2,53	1.70	40-61	100
EHF012-64-	MXX	100	102	101,6	4.00	118,0	4.65	10,5	150	31,0	450	3,25	2.18	40-61	100
EHF012-80-	MXX	100	130	127,0	5.00	146,0	5.75	10,5	150	31,0	450	4,94	3.32	40-61	100
EHF012-96-	MXX	100	150	152,4	6.00	172,0	6.77	10,5	150	31,0	450	6,12	4.11	40-61	100
EHF012-128-	M20	20	200	203,2	8.00	225,0	8.86	10,5	150	31,0	450	8,87	5.96	20	20
EHF012-160-	M20	20	250	254,0	10.00	276,0	10.87	10,5	150	31,0	450	11,60	7.80	20	20

\*Abrasion loss value acc. DIN53516 ≤120mm<sup>3</sup>

# Food and Beverage

## Dry Bulk Discharge

 Refer to warnings and safety information on pages 0-1 – 0-16.

Use of damaged hose or improper use may result in bodily injury or property damage. Please consult Eaton catalog or Technical Support for proper application.

### H0413

### Dry Bulk Discharge



#### Construction:

**Tube:** Natural rubber

**Reinforcement:** High-tensile synthetic textile and anti-static copper wire

**Cover:** Natural/SBR blend rubber

#### Operating Temperature:

-29°C to +71°C  
(-20°F to +160°F)

#### Application:

- For discharge of bulk abrasive material for food industry

#### Markets:

- Food processing
- Tank truck
- Plastic industry

#### Type of Couplings:


- Cam and groove

Contact coupling manufacturer for attachment procedure and other coupling recommendations

# Part No.			Hose I.D.			Hose O.D.		Max Operating Pressure		Burst Pressure		Weight		Length	
			DN	mm	in	mm	in	bar	psi	bar	psi	kg/m	lbs/ft	mtr	ft
H041364-		100	102	101,6	4.00	121,9	4.80	3,5	50	13,8	200	3,35	2.25		100
H041364-		150	102	101,6	4.00	121,9	4.80	3,5	50	13,8	200	3,35	2.25		150

# Food and Beverage

## Dry Bulk Discharge

 Refer to warnings and safety information on pages 0-1 – 0-16.

Use of damaged hose or improper use may result in bodily injury or property damage. Please consult Eaton catalog or Technical Support for proper application.

### EHF022

### Flat Light Duty Bulk Discharge



#### Construction:

**Tube:** Abrasion resistant synthetic rubber

**Reinforcement:** High-tensile synthetic textile and anti-static copper wire

**Cover:** Abrasion, ozone, and weather resistant synthetic rubber

#### Operating Temperature:

-40°C to +70°C  
(-40°F to +158°F)

#### Application:

- For discharge of bulk abrasive material for food industry







#### Markets:

- Food processing
- Tank truck

#### Type of Couplings:

- Cam and groove
- Combination nipple

Contact coupling manufacturer for attachment procedure and other coupling recommendations

# Part No.			 Hose I.D.			 Hose O.D.		 Max Operating Pressure		 Burst Pressure		 Weight		 Length	
	mtr	ft	DN	mm	in	mm	in	bar	psi	bar	psi	kg/m	lbs/ft	mtr	ft
EHF022-32-	MXX	100	51	50,8	2.00	60,4	2.38	5,0	75	15,5	225	0,98	0.66	40-61	100
EHF022-40-	MXX	100	60	63,5	2.50	73,0	2.87	5,0	75	15,5	225	1,20	0.81	40-61	100
EHF022-48-	MXX	100	80	76,2	3.00	86,0	3.39	5,0	75	15,5	225	1,43	0.96	40-61	100
EHF022-50-	MXX	100		80,0	3.15	90,0	3.54	5,0	75	15,5	225	1,49	1.00	40-61	100
EHF022-56-	MXX	100	90	90,0	3.54	100,0	3.94	5,0	75	15,5	225	1,84	1.24	40-61	100
EHF022-64-	MXX	100	102	101,6	4.00	112,0	4.41	5,0	75	15,5	225	2,06	1.38	40-61	100
EHF022-67-	MXX	100		110,0	4.33	120,0	4.72	5,0	75	15,5	225	2,23	1.50	40-61	100
EHF022-80-	MXX	100	130	127,0	5.00	137,0	5.39	5,0	75	15,5	225	2,55	1.71	40-61	100
EHF022-96-	MXX	100	150	152,4	6.00	164,0	6.46	5,0	75	15,5	225	3,61	2.43	40-61	100
EHF022-128-	M20	20	200	203,2	8.00	215,0	8.46	5,0	75	15,5	225	4,77	3.21	20	20



### H1066

### Creamery/Packing Washdown



#### Construction:

**Tube:** Nitrile

**Reinforcement:** 2-braid fiber

**Cover:** Pin-pricked vinyl nitrile

#### Operating Temperature:

-40°C to +82°C  
(-40°F to +180°F)

#### Application:

- For washdown of food processing facilities and equipment

*Not for conveying milk.*







#### Markets:

- Food processing
- Meat packing and rendering
- Chicken processing
- Dairies
- Canneries
- Syrup manufacturing

#### Type of Couplings:


- Barbed inserts
- “U” series

Contact coupling manufacturer for attachment procedure and other coupling recommendations

#															
Part No.		Hose I.D.			Hose O.D.		Max Operating Pressure		Burst Pressure		Weight		Length		
	mtr	ft	DN	mm	in	mm	in	bar	psi	bar	psi	kg/m	lbs/ft	mtr	ft
H106612-500R		500	19	19,0	0.75	31,8	1.25	13,8	200	55,0	800	0,65	0.44		500

# Food and Beverage

## Cleaning Service

 Refer to warnings and safety information on pages 0-1 – 0-16.

Use of damaged hose or improper use may result in bodily injury or property damage. Please consult Eaton catalog or Technical Support for proper application.

### H9673

### WASHDOWN™ 1250



**Construction:**

**Tube:** Nitrile

**Reinforcement:** 1- and 2-braid fiber

**Cover:** Vinyl nitrile

**Operating Temperature:**

-40°C to +82°C  
(-40°F to +180°F)

**Application:**

- For washdown of food processing facilities and equipment

**Markets:**

- Food processing
- Industry cleaning
- Construction
- Poultry

**Type of Couplings:**

- “U” Series
- Combination nipple

Contact coupling manufacturer for attachment procedure and other coupling recommendations

# Part No.	Hose I.D.		Hose O.D.		Max Operating Pressure		Burst Pressure		Weight		Length				
													mm	in	bar
H967306-350R	mtr	ft	DN	mm	in	mm	in	bar	psi	bar	psi	kg/m	lbs/ft	mtr	ft
		350R	10	9,5	0.38	17,8	0.70	86,0	1250	345	5000	0,25	0.17		350
H967308-100		100	12	12,7	0.50	21,7	0.86	86,0	1250	345	5000	0,31	0.21		100
H967308-350R		350R	12	12,7	0.50	21,7	0.86	86,0	1250	345	5000	0,31	0.21		350
H967312-350R		350R	19	19,1	0.75	29,7	1.17	86,0	1250	345	5000	0.49	0.33		350

### H9610

### WASHDOWN™ 1000



**Construction:**

**Tube:** Nitrile

**Reinforcement:** 1-braid fiber

**Cover:** Vinyl nitrile

**Operating Temperature:**

-40°C to +82°C  
(-40°F to +180°F)

**Application:**

- For washdown of food processing facilities and equipment







**Markets:**

- Food processing
- Industry cleaning
- Construction
- Poultry

**Type of Couplings:**


- "U" Series

Contact coupling manufacturer for attachment procedure and other coupling recommendations

# Part No.			 Hose I.D.			 Hose O.D.		 Max Operating Pressure		 Burst Pressure		 Weight		 Length	
			DN	mm	in	mm	in	bar	psi	bar	psi	kg/m	lbs/ft	mtr	ft
H961006GY-350R		350R	10	9,5	0.38	17,7	0.70	70,0	1000	275	4000	0,35	0.24		350
H961008GY-350R		350R	12	12,7	0.50	20,6	0.81	70,0	1000	275	4000	0,45	0.30		350
H961008YW-350R		350R	12	12,7	0.50	21,6	0.85	70,0	1000	275	4000	0,48	0.32		350
H961012GY-350R		350R	19	19,0	0.75	29,4	1.16	70,0	1000	275	4000	0,77	0.52		350

# Food and Beverage

## Cleaning Service

 Refer to warnings and safety information on pages 0-1 – 0-16.

Use of damaged hose or improper use may result in bodily injury or property damage. Please consult Eaton catalog or Technical Support for proper application.

### EHF003

### Dairy Washdown



#### Construction:

**Tube:** Synthetic rubber, meets FDA & European requirements

**Reinforcement:** High-tensile synthetic textile

**Cover:** Oil, heat, abrasion, ozone and weather resistant synthetic rubber

#### Operating Temperature:

-40°C to +125°C  
Steam up to +165°C

(-40°F to +176°F)  
Steam up to +329°F

#### Application:

- For cleaning in food processing plant







#### Markets:

- Food processing

#### Type of Couplings:

- Barbed inserts

Contact coupling manufacturer for attachment procedure and other coupling recommendations

# Part No.			 Hose I.D.			 Hose O.D.		 Max Operating Pressure		 Burst Pressure		 Weight		 Length	
	mtr	ft	DN	mm	in	mm	in	bar	psi	bar	psi	kg/m	lbs/ft	mtr	ft
EHF003-06BU-	MXX	100	10	9,5	0.38	20,0	0.79	7,0	100	70,0	1000	0,30	0.20	40-61	100
EHF003-08BU-	MXX	100	12	12,7	0.50	24,0	0.94	7,0	100	70,0	1000	0,41	0.28	40-61	100
EHF003-10BU-	MXX	100	16	15,9	0.62	28,0	1.10	7,0	100	70,0	1000	0,51	0.34	40-61	100
EHF003-12BU-	MXX	100	19	19,0	0.75	31,0	1.22	7,0	100	70,0	1000	0,60	0.40	40-61	100
EHF003-16BU-	MXX	100	25	25,4	1.00	37,0	1.46	7,0	100	70,0	1000	0,68	0.46	40-61	100
EHF003-20BU-	MXX	100	31	31,8	1.25	46,0	1.81	7,0	100	70,0	1000	1,07	0.72	40-61	100
EHF003-24BU-	MXX	100	38	38,1	1.50	53,0	2.09	7,0	100	70,0	1000	1,34	0.90	40-61	100
EHF003-28BU-	MXX	100	45	44,5	1.75	60,0	2.36	7,0	100	70,0	1000	1,57	1.06	40-61	100
EHF003-32BU-	MXX	100	51	50,8	2.00	67,5	2.66	7,0	100	70,0	1000	1,97	1.32	40-61	100
EHF003-40BU-	MXX	100	60	63,5	2.50	81,0	3.19	7,0	100	70,0	1000	2,50	1.68	40-61	100
EHF003-48BU-	MXX	100	80	76,2	3.00	98,0	3.86	7,0	100	70,0	1000	3,66	2.46	40-61	100
EHF003-64BU-	MXX	100	102	101,6	4.00	124,0	4.88	7,0	100	70,0	1000	4,83	3.25	40-61	100

\* Additional colors available BK-Black and RD-Red

### H1531

### SUPRAFORCE™



#### Construction:

**Tube:** Rubber modified thermoplastic

**Reinforcement:** 2-spiral fiber

**Cover:** Rubber modified thermoplastic

#### Operating Temperature:

-12°C to +82°C  
(-10°F to +180°F)

#### Application:

- For high pressure spray or washdown







#### Markets:

- Food processing
- Industry cleaning
- Construction

#### Type of Couplings:

- Barbed inserts

Contact coupling manufacturer for attachment procedure and other coupling recommendations

# Part No.			 Hose I.D.			 Hose O.D.		 Max Operating Pressure		 Burst Pressure		 Weight		 Length	
			mtr	ft	DN	mm	in	mm	in	bar	psi	bar	psi	kg/m	lbs/ft
H153106-500R		500	10	9,5	0.38	17,5	0.69	28,0	400	110	1600	0,22	0.15		500
H153108-500R		500	12	12,7	0.50	19,8	0.78	28,0	400	110	1600	0,25	0.17		500
H153110-500R		500	16	15,9	0.62	25,4	1.00	28,0	400	110	1600	0,42	0.28		500
H153112-500R		500	19	19,0	0.75	28,6	1.13	28,0	400	110	1600	0,48	0.32		500
H153116-300R		300	25	25,4	1.00	36,5	1.44	20,7	300	83	1200	0,71	0.48		300

# Eaton Industrial Hose Reminder

## Hose Selection



### Selection of Hose

Selection of the proper Eaton Industrial hose for an application is essential to the proper operation and safe use of the hose and related equipment. Inappropriate hose selection may result in hose leakage, bursting, or other failure which may cause bodily injury or property damage from spraying fluids or flying projectiles. To avoid serious bodily injury or property damage resulting from selection of the wrong hose, carefully review the information in this catalog. Some of the factors to consider on proper hose selection are known as **STAMPED**:

- S** - **Size**, (I.D., O.D. and length)
- T** - **Temperature** of material conveyed and environmental
- A** - **Application**, the conditions of use
- M** - **Material** being conveyed, type and concentration
- P** - **Pressure** to which the assembly will be exposed
- E** - **Ends**; style, type, orientation, attachment method, etc.
- D** - **Delivery** testing, quality, packaging and delivery requirements

These factors and the supplemental information contained in this catalog should be considered in selecting the proper hose for your application. If you have any questions regarding the proper hose for your application, please contact Eaton for North America, Eaton Technical Support 1-888-258-0222 for global support contact your local Eaton Technical Representative.

### Notes

---



---



---



---



---



---



---



---

# Gaseous

## LPG

H900 UL LPG . . . . .	F-4
EH920 UL LPG . . . . .	F-5
EHG003 Liquid Propane Suction & Discharge . . . . .	F-6
EHG004 Liquid Propane Suction & Discharge . . . . .	F-7

## Nitrogen

EHG001 Nitrogen Transfer . . . . .	F-8
------------------------------------	-----

## Carbon Dioxide

EHG002 Carbon Dioxide Discharge . . . . .	F-9
---	-----



## Gaseous

## LPG

## H900 UL LPG



**Application:** Transfer and delivery of propane and butane, and natural gas in open, well ventilated areas (1 psiG max. working pressure): UL 21 Approved

**Tube:** Nitrile

**Reinforcement:** Textile braid

**Cover:** Pin-pricked vinyl nitrile

**Temp:** -40°C to +60°C, (-40°F to +140°F)

Hose is capable of this rating. LP-Gas should never be elevated above 100°F

**Pressure:** 24 bar / 350 psi

## EH920 UL LPG



**Application:** Transfer and delivery of propane and butane, and natural gas in open, well ventilated areas (1 psiG max. working pressure): UL 21 Approved

**Tube:** Nitrile

**Reinforcement:** Textile braids and stainless steel static wire

**Cover:** Pin-pricked neoprene

**Temp:** -40°C to +60°C, (-40°F to +140°F)

Hose is capable of this rating. LP-Gas should never be elevated above 100°F

**Pressure:** 24 bar / 350 psi

## EHG003 Liquid Propane Suction &amp; Discharge



**Application:** Transfer and delivery of propane and butane, and natural gas in open, well ventilated areas (1 psiG max. working pressure): TS EN 1762 TYPE SD

**Tube:** Static-dissipating NBR

**Reinforcement:** High-tensile synthetic textile with steel helical wire

**Cover:** Pin-pricked synthetic rubber

**Temp:** -30°C to +70°C, (-22°F to +158°F)

Hose is capable of this rating. LP-Gas should never be elevated above 100°F

**Pressure:** 25 bar / 365 psi

## EHG004 Liquid Propane Suction &amp; Discharge



**Application:** Transfer and delivery of propane and butane, and natural gas in open, well ventilated areas (1 psiG max. working pressure): TS EN 1762 TYPE SD LTS

**Tube:** Static-dissipating NBR

**Reinforcement:** High-tensile synthetic textile with steel helical wire

**Cover:** Pin-pricked synthetic rubber

**Temp:** -50°C to +70°C, (-58°F to +158°F)

Hose is capable of this rating. LP-Gas should never be elevated above 100°F

**Pressure:** 25 bar / 365 psi

## Nitrogen

## EHG001 Nitrogen Transfer



**Application:** Transfer and delivery of propane and butane, and natural gas in open, well ventilated areas (1 psiG max. working pressure)

**Tube:** Synthetic rubber

**Reinforcement:** High-tensile synthetic textile with steel helical wire

**Cover:** Pin-pricked synthetic rubber

**Temp:** -50°C to +70°C, (-58°F to +158°F)

**Pressure:** 20,7 bar / 300 psi

## Carbon Dioxide

## EHG002 Carbon Dioxide Discharge



**Application:** Transfer of nitrogen

**Tube:** Natural and synthetic rubber

**Reinforcement:** High-tensile synthetic textile

**Cover:** Synthetic rubber

**Temp:** -40°C to +70°C, (-40°F to +158°F)

**Pressure:** 103 bar / 1500 psi





### Safety Aware

- Eaton understands that specialty hoses need quality tubes and cover to assure safe hose life. When your jobs requires safety, think Eaton.

### Permanent Branding for Easy Identification

- The name of the hose and the working pressure are molded into the hose cover can't rub off. This makes hose selection on the job quicker, easier and safer.

### The Eaton Reputation for Quality

- Your assurance of dependable performance.

## Gaseous Hose Safety Information

### Important!

**⚠ WARNING:** Testing can be dangerous and should be done only by trained personnel using proper tools and procedures. Failure to follow such procedures might result in serious injury, death, or damage to property.

**⚠ WARNING:** Failure to properly follow the manufacturer's recommended procedures for the care, maintenance, and storage of a particular hose may result in its failure to perform in the manner intended and may result in serious injury, death, or damage to property.

**⚠ WARNING:** Do not use chemical hose at temperatures or pressures above those recommended by the manufacturer. All operators must be thoroughly trained in the care and use of this hose and must at all times wear protective clothing. A hose or system failure could cause the release of a poisonous, corrosive or flammable material.

**⚠ WARNING:** Consult with the Coupling Manufacturer to make sure you choose the correct coupling and proper assembly for the application. Such matching of hose and couplings, and assembling of couplings, should be performed only by trained personnel using proper tools and procedures. Failure to follow manufacturer's instructions or failure to use trained personnel may result in serious bodily injury and/or property damage.

**⚠ WARNING:** Never use a hose to transfer material it is not specifically meant to transfer. Doing so could deteriorate the hose and result in leaking, hose bursting, or end blow-offs. This could lead to serious personal injury or death. Always transfer material in a hose that is designed specifically to transfer that material. This information is listed in this catalog.


**⚠ WARNING:** Consider both working pressure and pressure surges when determining "maximum" pressure. Failure to select a hose that meets both these requirements could lead to end blow-offs, hose leakage, and hose bursting. The result could be serious injury or death. The Eaton industrial hose you choose must meet or exceed the required working pressure, and must have a safety factor to allow for surge pressure.

**⚠ WARNING:** Do not use hose at temperatures that exceed the hose temperature rating. Doing so could deteriorate the hose, leading to leaks, hose bursting, and end blow-offs. This could result in serious personal injury or death.

**⚠ WARNING:** Selection of the proper hose for the application is essential to the proper operation and safe use of the hose and related equipment. Inadequate attention to selection of hose for the application can result in serious bodily injury or property damage. In order to avoid serious bodily injury or property damage resulting from selection of the wrong hose, you should carefully review the information in this catalog.

# Gaseous

## LPG

 Refer to warnings and safety information on pages 0-1 – 0-16.

**Not to be used for NH<sub>3</sub>.** Use of damaged hose or improper use may result in bodily injury or property damage. Please consult Eaton catalog or Technical Support for proper application.

### H900

### UL LPG

UL 21 Approved



#### Construction:

**Tube:** Nitrile

**Reinforcement:**  
Textile braid

**Cover:** Pin-pricked vinyl nitrile

#### Operating Temperature:

-40°C to +60°C  
(-40°F to +140°F)

**Hose is capable of this rating. LP-Gas should never be elevated above 100°F**

#### Application:

- For transfer and delivery of propane and butane
- Transfer of natural gas in open, well ventilated areas (1 psiG max. working pressure)

#### Markets:

- LPG delivery vehicles
- Petroleum refineries
- Chemical processing
- Tank truck

#### Type of Couplings:

- “U” Series
- Swaged or crimp male couplings

Contact coupling manufacturer for attachment procedure and other coupling recommendations

# Part No.			Hose I.D.			Hose O.D.		Max Operating Pressure		Burst Pressure		Weight		Length	
			DN	mm	in	mm	in	bar	psi	bar	psi	kg/m	lbs/ft	mtr	ft
H90004-		500R	6	6,4	0.25	14,9	0.59	24,0	350	120	1750	0,18	0.12		500
H90006-		500R	10	9,5	0.38	18,4	0,73	24,0	350	120	1750	0,25	0.17		500
H90008-		500R	12	12,7	0.50	23,3	0,92	24,0	350	120	1750	0,36	0.24		500
H90012-		500R	19	19,0	0.75	31,2	1.23	24,0	350	120	1750	0,61	0.41		500
H90016-		150	25	25,4	1.00	38,1	1.50	24,0	350	120	1750	0,77	0.52		150
H90016-		300R	25	25,4	1.00	38,1	1.50	24,0	350	120	1750	0,77	0.52		300

\*Additional lengths available on select items

**Not to be used for NH<sub>3</sub>.** Use of damaged hose or improper use may result in bodily injury or property damage. Please consult Eaton catalog or Technical Support for proper application.

### EH920

### UL LPG

UL 21 Approved



#### Construction:

**Tube:** Nitrile

**Reinforcement:** Textile braids and stainless steel anti-static wire

**Cover:** Pin-pricked neoprene

#### Operating Temperature:

-40°C to +60°C  
(-40°F to +140°F)

**Hose is capable of this rating. LP-Gas should never be elevated above 100°F**

#### Application:

- For transfer and delivery of propane and butane
- Transfer of natural gas in open, well ventilated areas (1 psiG max. working pressure)

#### Markets:

- LPG delivery vehicles
- Petroleum refineries
- Chemical processing
- Tank truck

#### Type of Couplings:


- Swaged or crimp male couplings

Contact coupling manufacturer for attachment procedure and other coupling recommendations

# Part No.	Hose I.D.		Hose O.D.		Max Operating Pressure		Burst Pressure		Weight		Length				
													DN	mm	in
EH92032-	mtr	ft	DN	mm	in	mm	in	bar	psi	bar	psi	kg/m	lbs/ft	mtr	ft
		150	51	50,8	2.00	69,9	2.75	24,0	350	120	1750	2,38	1.60		150

## Gaseous

## LPG

 Refer to warnings and safety information on pages 0-1 – 0-16.

**Not to be used for NH<sub>3</sub>.** Use of damaged hose or improper use may result in bodily injury or property damage. Please consult Eaton catalog or Technical Support for proper application.

## EHG003

## Liquid Propane Suction &amp; Discharge

TS EN 1762 TYPE SD

**Construction:**

**Tube:** Static dissipating NBR

**Reinforcement:** High-tensile synthetic textile with steel helical wire

**Cover:** Pin-pricked synthetic rubber

**Operating Temperature:**

-30°C to +70°C  
(-22°F to +158°F)

**Hose is capable of this rating. LP-Gas should never be elevated above 100°F**

**Application:**

- For transfer and delivery of propane and butane
- Transfer of natural gas in open, well ventilated areas (1 psiG max. working pressure)









**Markets:**

- LPG delivery vehicles
- Petroleum refineries
- Chemical processing
- Tank truck

**Type of Couplings:**

- Swaged or crimp male couplings

Contact coupling manufacturer for attachment procedure and other coupling recommendations

# Part No.																			
	mtr	ft	DN	mm	in	mm	in	bar	psi	bar	psi	mm	in	kPa	in/Hg	kg/m	lbs/ft	mtr	ft
EHG003-08-	MXX	100	12	12,7	0.50	23	0.91	25	365	101	1460	90	3.54	80,0	24	0,44	0.30	40-61	100
EHG003-10-	MXX	100	16	15,9	0.62	26	1.02	25	365	101	1460	95	3.74	80,0	24	0,52	0.35	40-61	100
EHG003-12-	MXX	100	19	19,0	0.75	31	1.22	25	365	101	1460	100	3.94	80,0	24	0,68	0.46	40-61	100
EHG003-16-	MXX	100	25	25,4	1.00	38	1.50	25	365	101	1460	150	5.91	80,0	24	0,90	0.61	40-61	100
EHG003-20-	MXX	100	31	31,8	1.25	45	1.77	25	365	101	1460	200	7.87	80,0	24	1,17	0.79	40-61	100
EHG003-24-	MXX	100	38	38,1	1.50	52	2.05	25	365	101	1460	280	11.02	80,0	24	1,50	1.00	40-61	100
EHG003-32-	MXX	100	51	50,8	2.00	67	2.64	25	365	101	1460	350	13.78	80,0	24	2,19	1.47	40-61	100
EHG003-40-	MXX	100	60	63,5	2.50	81	3.19	25	365	101	1460	480	18.90	80,0	24	2,91	1.96	40-61	100
EHG003-48-	MXX	100	80	76,2	3.00	94	3.70	25	365	101	1460	550	21.65	80,0	24	3,58	2.41	40-61	100
EHG003-64	MXX	100	102	101,6	4.00	120	4.72	25	365	101	1460	720	28.35	80,0	24	4,56	3.07	40-61	100

### EHG004

### Liquid Propane Suction & Discharge

TS EN1762 TYPE SD LTS



#### Construction:

**Tube:** Static dissipating NBR

**Reinforcement:** High-tensile synthetic textile with steel helical wire

**Cover:** Pin-pricked synthetic rubber

#### Operating Temperature:

-50°C to +70°C  
(-58°F to +158°F)

**Hose is capable of this rating. LP-Gas should never be elevated above 100°F**

#### Application:

- For transfer and delivery of propane and butane
- Transfer of natural gas in open, well ventilated areas (1 psiG max. working pressure)









#### Markets:

- LPG delivery vehicles
- Petroleum refineries
- Chemical processing
- Tank truck

#### Type of Couplings:


- Swaged or crimp male couplings

Contact coupling manufacturer for attachment procedure and other coupling recommendations

# Part No.																			
	mtr	ft	DN	mm	in	mm	in	bar	psi	bar	psi	mm	in	kPa	in/Hg	kg/m	lbs/ft	mtr	ft
EHG004-08-	MXX	100	12	12,7	0.50	23	0.91	25	365	101	1460	90	3.54	80,0	24	0,44	0.30	40-61	100
EHG004-10-	MXX	100	16	15,9	0.62	26	1.02	25	365	101	1460	95	3.74	80,0	24	0,52	0.35	40-61	100
EHG004-12-	MXX	100	19	19,0	0.75	31	1.22	25	365	101	1460	100	3.94	80,0	24	0,68	0.46	40-61	100
EHG004-16-	MXX	100	25	25,4	1.00	38	1.50	25	365	101	1460	150	5.91	80,0	24	0,90	0.61	40-61	100
EHG004-20-	MXX	100	31	31,8	1.25	45	1.77	25	365	101	1460	200	7.87	80,0	24	1,17	0.79	40-61	100
EHG004-24-	MXX	100	38	38,1	1.50	52	2.05	25	365	101	1460	280	11.02	80,0	24	1,50	1.00	40-61	100
EHG004-32-	MXX	100	51	50,8	2.00	67	2.64	25	365	101	1460	350	13.78	80,0	24	2,19	1.47	40-61	100
EHG004-40-	MXX	100	60	63,5	2.50	81	3.19	25	365	101	1460	480	18.90	80,0	24	2,91	1.96	40-61	100
EHG004-48-	MXX	100	80	76,2	3.00	94	3.70	25	365	101	1460	550	21.65	80,0	24	3,58	2.41	40-61	100
EHG004-64	MXX	100	102	101,6	4.00	120	4.72	25	365	101	1460	720	28.35	80,0	24	4,56	3.07	40-61	100

## Gaseous

## Nitrogen

 Refer to warnings and safety information on pages 0-1 – 0-16.

Use of damaged hose or improper use may result in bodily injury or property damage. Please consult Eaton catalog or Technical Support for proper application.

## EHG001

## Nitrogen Transfer

**Construction:**

**Tube:** Synthetic rubber

**Reinforcement:** High-tensile synthetic textile

**Cover:** Synthetic rubber

**Operating Temperature:**

-40°C to +70°C  
(-40°F to +158°F)

**Application:**

- For transfer of nitrogen







**Markets:**

- Nitrogen tanks
- Tank truck

**Type of Couplings:**


- Swaged or crimp male couplings

Contact coupling manufacturer for attachment procedure and other coupling recommendations

# Part No.			 Hose I.D.			 Hose O.D.		 Max Operating Pressure		 Burst Pressure		 Weight		 Length	
	mtr	ft	DN	mm	in	mm	in	bar	psi	bar	psi	kg/m	lbs/ft	mtr	ft
EHG001-08-	MXX	100	12	12,7	0.50	22	0.87	20,7	300	62,0	900	0,33	0.22	40-61	100
EHG001-10-	MXX	100	16	15,9	0.62	25	0.98	20,7	300	62,0	900	0,37	0.25	40-61	100
EHG001-12-	MXX	100	19	19,0	0.75	29	1.14	20,7	300	62,0	900	0,50	0.34	40-61	100
EHG001-16-	MXX	100	25	25,4	1.00	36	1.42	20,7	300	62,0	900	0,67	0.45	40-61	100
EHG001-20-	MXX	100	31	31,8	1.25	44	1.73	20,7	300	62,0	900	0,96	0.65	40-61	100
EHG001-24-	MXX	100	38	38,1	1.50	51	2.01	20,7	300	62,0	900	1,18	0.79	40-61	100
EHG001-28-	MXX	100	45	44,5	1.75	60	2.36	20,7	300	62,0	900	1,63	1.10	40-61	100
EHG001-32-	MXX	100	51	50,8	2.00	65	2.56	20,7	300	62,0	900	1,66	1.12	40-61	100
EHG001-40-	MXX	100	60	63,5	2.50	80	3.15	20,7	300	62,0	900	2,45	1.65	40-61	100
EHG001-48-	MXX	100	80	76,2	3.00	92	3.62	20,7	300	62,0	900	2,65	1.78	40-61	100
EHG001-64-	MXX	100	102	101,6	4.00	118	4.65	20,7	300	62,0	900	3,81	2.56	40-61	100

# Gaseous

## Carbon Dioxide

 Refer to warnings and safety information on pages 0-1 – 0-16.

Use of damaged hose or improper use may result in bodily injury or property damage. Please consult Eaton catalog or Technical Support for proper application.

### EHG002

### Carbon Dioxide Discharge



#### Construction:

**Tube:** Synthetic rubber

**Reinforcement:** High-tensile synthetic textile

**Cover:** Synthetic rubber

#### Operating Temperature:

-25°C to +70°C  
(-13°F to +158°F)

#### Application:







- For transfer of carbon dioxide

#### Markets:

- Fire Fighting

#### Type of Couplings:

Contact coupling manufacturer for attachment procedure and other coupling recommendations

# Part No.			 Hose I.D.			 Hose O.D.		 Max Operating Pressure		 Burst Pressure		 Weight		 Length	
			DN	mm	in	mm	in	bar	psi	bar	psi	kg/m	lbs/ft	mtr	ft
EHG002M07-	M10	100	—	7,0	0.28	18,0	0.71	103	1500	400	5800	0,27	0.18	10	100
EHG002M7.5-	M10	100	—	7,5	0.30	18,0	0.71	103	1500	400	5800	0,26	0.17	10	100
EHG002M08-	M10	100	—	8,0	0.31	17,0	0.67	103	1500	400	5800	0,22	0.15	10	100





# Material Handling

## Slurry & Abrasive Resistant

EHK015 Channeled Abrasion Suction & Discharge . . . . .	G-5
EHM001 Coupling and Gaskets . . . . .	G-6
EHM001 Corrugated Dry Bulk Suction & Discharge . . . . .	G-7
EHK014 Corrugated Abrasion Suction & Discharge . . . . .	G-8
EHM002 Abrasive Material Suction & Discharge . . . . .	G-9
EHK013 Abrasion Suction & Discharge . . . . .	G-10
EHM005 Hard Wall Material Handling S & D . . . . .	G-11
EHK012 Abrasion Discharge . . . . .	G-12
EHM004 Soft Wall Material Handling Discharge . . . . .	G-13
EHK011 Abrasion Gravity Fed . . . . .	G-14

## Dry Material

EHK004 Channeled Dry Bulk Suction & Discharge . . . . .	G-15
EHK003 Corrugated Dry Bulk Suction & Discharge . . . . .	G-16
EHK002 Dry Bulk Suction & Discharge . . . . .	G-17
EHK010 Dry Bulk Suction & Discharge . . . . .	G-18

EHK016 Dry Bulk Discharge . . . . .	G-19
EHK001 Dry Bulk Flat Discharge . . . . .	G-20
H0347 WILDCAT™ Dry Material . . . . .	G-21
H0521 WILDCAT™ Heavy Duty Dry Material . . . . .	G-22
H0319 WILDCAT™ Soft Wall Dry Material . . . . .	G-23
H0349 WILDCAT™ Hot Air Transfer . . . . .	G-24
EHM003 Hot Air Blower . . . . .	G-25

## Sandblast

H0034 WILDCAT™ Sandblast . . . . .	G-26
EHC502 Sandblast 2-ply – 60mm <sup>3</sup> . . . . .	G-27
EHC501 Sandblast – 35mm <sup>3</sup> . . . . .	G-28
EHC500 Sandblast – 60mm <sup>3</sup> . . . . .	G-29



# Material Handling

## Slurry & Abrasive Resistant

### EHK015 Channeled Abrasion Suction & Discharge



**Application:** S & D abrasive powders, dust, granules, sand, gravel & cement  
**Tube:** Natural rubber  
**Reinforcement:** High-tensile synthetic textile with helical wire and anti-static copper wire  
**Cover:** Channeled synthetic rubber  
**Temp:** -40°C to +70°C, (-40°F to +158°F)  
**Pressure:** 31 bar / 450 psi

### EHM001 Corrugated Dry Bulk Suction & Discharge



**Application:** S & D of dry bulk materials, sand, gravel & dry cement  
**Tube:** Anti-static natural rubber  
**Reinforcement:** High-tensile synthetic textile with steel helical wire and anti-static copper wire  
**Cover:** Corrugated  
**Temp:** -40°C to +70°C, (-40°F to +158°F)  
**Pressure:** 10,5 bar / 150 psi

### EHK014 Corrugated Abrasion Suction & Discharge



**Application:** S & D abrasive powders, dust, granules, sand, gravel & cement  
**Tube:** Natural rubber  
**Reinforcement:** High-tensile synthetic textile with helical wire and anti-static copper wire  
**Cover:** Corrugated synthetic rubber  
**Temp:** -40°C to +70°C, (-40°F to +158°F)  
**Pressure:** 10,5 bar / 150 psi

### EHM002 Abrasive Material Suction & Discharge



**Application:** S & D of dry bulk materials, sand, gravel and dry cement  
**Tube:** Static dissipating synthetic rubber  
**Reinforcement:** High-tensile synthetic textile with steel helical wire and anti-static copper wire  
**Cover:** Synthetic rubber  
**Temp:** -40°C to +70°C, (-40°F to +158°F)  
**Pressure:** 8-10,5 bar / 116-150 psi

### EHK013 Abrasion Suction & Discharge



**Application:** S & D abrasive powders, dust, granules, sand, gravel & cement  
**Tube:** Natural rubber  
**Reinforcement:** High-tensile synthetic textile with helical wire and anti-static copper wire  
**Cover:** Pin-pricked synthetic rubber  
**Temp:** -40°C to +70°C, (-40°F to +158°F)  
**Pressure:** 10,5 bar / 150 psi

### EHM005 Hard Wall Material Handling S & D



**Application:** Suction and discharge of abrasive materials; barite bentonite  
**Tube:** Static dissipating synthetic rubber  
**Reinforcement:** High-tensile synthetic textile with helical wire and anti-static copper wire  
**Cover:** Synthetic rubber  
**Temp:** -40°C to +70°C, (-40°F to +158°F)  
**Pressure:** 10,5 bar / 150 psi

### EHK012 Abrasion Discharge



**Application:** Discharge of abrasive powders, dust, granules, sand, gravel, and cement  
**Tube:** Natural rubber  
**Reinforcement:** High-tensile synthetic textile with anti-static copper wire  
**Cover:** Pin-pricked synthetic rubber  
**Temp:** -40°C to +70°C, (-40°F to +158°F)  
**Pressure:** 10,5 bar / 150 psi

### EHM004 Soft Wall Material Handling Discharge



**Application:** Discharge of abrasive materials including barite bentonite  
**Tube:** Static dissipating synthetic rubber  
**Reinforcement:** High-tensile synthetic textile with anti-static copper wire  
**Cover:** Synthetic rubber  
**Temp:** -40°C to +70°C, (-40°F to +158°F)  
**Pressure:** 10,5-13,8 bar / 150-200 psi

### EHK011 Abrasion Gravity Fed



**Application:** Discharge of abrasive materials without pressure  
**Tube:** Natural rubber  
**Temp:** -40°C to +70°C, (-40°F to +158°F)

## Dry Material

### EHK004 Channeled Dry Bulk Suction & Discharge



**Application:** S & D of dry bulk materials  
**Tube:** Static dissipating synthetic rubber  
**Reinforcement:** High-tensile synthetic textile with helical wire and anti-static copper wire  
**Cover:** Channeled synthetic rubber  
**Temp:** -40°C to +70°C, (-40°F to +158°F)  
**Pressure:** 10,5 bar / 150 psi

### EHK003 Corrugated Dry Bulk Suction & Discharge



**Application:** S & D of dry bulk materials  
**Tube:** Static dissipating synthetic rubber  
**Reinforcement:** High-tensile synthetic textile with helical wire and anti-static copper wire  
**Cover:** Corrugated synthetic rubber  
**Temp:** -40°C to +70°C, (-40°F to +158°F)  
**Pressure:** 10,5 bar / 150 psi

### EHK002 Dry Bulk Suction & Discharge



**Application:** S & D of dry bulk materials, sand, gravel, dry cement  
**Tube:** Static dissipating synthetic rubber  
**Reinforcement:** High-tensile synthetic textile with helical wire and anti-static copper wire  
**Cover:** Synthetic rubber  
**Temp:** -40°C to +70°C, (-40°F to +158°F)  
**Pressure:** 10,5 bar / 150 psi

**EHK010 Dry Bulk Suction & Discharge**

**Application:** S & D of dry bulk materials, sand, gravel, dry cement  
**Tube:** Static dissipating synthetic rubber  
**Reinforcement:** High-tensile synthetic textile with helical wire and anti-static copper wire  
**Cover:** Pin-pricked synthetic rubber  
**Temp:** -40°C to +70°C, (-40°F to +158°F)  
**Pressure:** 5 bar / 75 psi

**EHK016 Dry Bulk Discharge**

**Application:** S & D of dry bulk materials, sand, gravel, dry cement  
**Tube:** Static dissipating synthetic rubber  
**Reinforcement:** High-tensile synthetic textile with anti-static copper wire  
**Cover:** Pin-pricked synthetic rubber  
**Temp:** -40°C to +70°C, (-40°F to +158°F)  
**Pressure:** 10,5 bar / 150 psi

**EHK001 Dry Bulk Flat Discharge**

**Application:** Discharge of dry cement and abrasive materials  
**Tube:** Static dissipating synthetic rubber  
**Reinforcement:** High-tensile synthetic textile  
**Cover:** Pin-pricked synthetic rubber  
**Temp:** -40°C to +70°C, (-40°F to +158°F)  
**Pressure:** 5 bar / 75 psi

**H0347 WILDCAT™ Dry Material**

**Application:** Transfer of dry bulk, of bottle caps and of cleaning agents. Discharge of abrasive materials  
**Tube:** Static dissipating natural rubber/SBR  
**Reinforcement:** 2-ply fiber with dual helical wires  
**Cover:** SBR  
**Temp:** -23°C to +71°C, (-10°F to +160°F)  
**Pressure:** 7 bar / 100 psi

**H0521 WILDCAT™ Heavy Duty Dry Material**

**Application:** Transfer of dry bulk, of bottle caps and of cleaning agents. Discharge of abrasive materials  
**Tube:** 1/4" tube thickness natural rubber blend  
**Reinforcement:** 2-ply textile and conductive copper static wire  
**Cover:** SBR  
**Temp:** -40°C to +70°C, (-40°F to +158°F)  
**Pressure:** 5 bar / 75 psi

**H0319 WILDCAT™ Soft Wall Dry Material**

**Application:** Transfer of dry bulk, of bottle caps and of cleaning agents. Discharge of abrasive materials  
**Tube:** 3/16" tube thickness natural rubber blend  
**Reinforcement:** 2-ply textile and conductive copper static wire  
**Cover:** NR blend  
**Temp:** -40°C to +70°C, (-40°F to +158°F)  
**Pressure:** 5 bar / 75 psi

**H0349 WILDCAT™ Hot Air Transfer**

**Application:** Hot air blower hose; hot, dry, non-oily applications  
**Tube:** EPDM  
**Reinforcement:** Textile with dual helical wires  
**Cover:** Pin-pricked EPDM  
**Temp:** -34°C to +177°C, (-30°F to +350°F)  
**Pressure:** 7,0-10,5 bar / 100-150 psi

**EHM003 Hot Air Blower**

**Application:** Hot air blower hose; hot, dry, non-oily applications  
**Tube:** EPM  
**Reinforcement:** High-tensile synthetic textile  
**Cover:** EPDM  
**Temp:** -40°C to +180°C Intermittent to 200°C (-40°F to +356°F) Intermittent to 392°F  
**Pressure:** 10,5 bar / 150 psi

**Sandblast****H0034 WILDCAT™ Sandblast**

**Application:** Conveys sand or shot for cleaning purposes, sandblast equipment to clean steel or concrete before painting or sealing  
**Tube:** Natural rubber  
**Reinforcement:** 4-ply textile  
**Cover:** SBR  
**Temp:** -40°C to +70°C, (-40°F to +158°F)  
**Pressure:** 7,0-10,5 bar / 100-150 psi

**EHC502 Sandblast 2-ply – 60mm<sup>3</sup>**

**Application:** Conveys sand or shot for cleaning purposes, sandblast equipment to clean steel or concrete before painting or sealing  
**Tube:** Static dissipating synthetic rubber  
**Reinforcement:** High-tensile synthetic textile with anti-static copper wire  
**Cover:** Pin-pricked synthetic rubber  
**Temp:** -40°C to +70°C, (-40°F to +158°F)  
**Pressure:** 12,1 bar / 175 psi

**EHC501 Sandblast – 35mm<sup>3</sup>**

**Application:** Conveys sand or shot for cleaning purposes, sandblast equipment to clean steel or concrete before painting or sealing  
**Tube:** Static dissipating synthetic rubber  
**Reinforcement:** High-tensile synthetic textile with anti-static copper wire  
**Cover:** Pin-pricked synthetic rubber  
**Temp:** -40°C to +70°C, (-40°F to +158°F)  
**Pressure:** 12,1 bar / 175 psi

**EHC500 Sandblast – 60mm<sup>3</sup>**

**Application:** Conveys sand or shot for cleaning purposes, sandblast equipment to clean steel or concrete before painting or sealing  
**Tube:** Static dissipating synthetic rubber  
**Reinforcement:** High-tensile synthetic textile with anti-static copper wire  
**Cover:** Pin-pricked synthetic rubber  
**Temp:** -40°C to +70°C, (-40°F to +158°F)  
**Pressure:** 12,1 bar / 175 psi

# Material Handling

## Introduction and Safety Information



### Slurry and Abrasive Resistant

- Where you are transferring abrasive slurries and dry materials, think longer life. Eaton offers a wide selection of industrial hoses that meet and exceed your job needs.

### Flexibility

- Eaton offers channeled, corrugated and wrapped covers so you can decide how much flexibility your job requires.

### Eaton Value

- Eaton stands behind our products with a commitment for excellence.

## Material Handling Hose Safety Information

### Important!

**⚠ WARNING:** Testing can be dangerous and should be done only by trained personnel using proper tools and procedures. Failure to follow such procedures might result in serious injury, death, or damage to property.

**⚠ WARNING:** Failure to properly follow the manufacturer's recommended procedures for the care, maintenance, and storage of a particular hose may result in its failure to perform in the manner intended and may result in serious injury, death, or damage to property.

**⚠ WARNING:** Consult with the Coupling Manufacturer to make sure you choose the correct coupling and proper assembly for the application. Such matching of hose and couplings, and assembling of couplings, should be performed only by trained personnel using proper tools and procedures. Failure to follow manufacturer's instructions or failure to use trained personnel may result in serious bodily injury and/or property damage.


**⚠ WARNING:** Never use a hose to transfer material it is not specifically meant to transfer. Doing so could deteriorate the hose and result in leaking, hose bursting, or end blow-offs. This could lead to serious personal injury or death. Always transfer material in a hose that is designed specifically to transfer that material. This information is listed in this catalog.

**⚠ WARNING:** Consider both working pressure and pressure surges when determining "maximum" pressure. Failure to select a hose that meets both these requirements could lead to end blow-offs, hose leakage, and hose bursting. The result could be serious injury or death. The Eaton hose you choose must meet or exceed the required working pressure, and must have a safety factor to allow for surge pressure.

**⚠ WARNING:** Do not use hose at temperatures that exceed the hose temperature rating. Doing so could deteriorate the hose, leading to leaks, hose bursting, and end blow-offs. This could result in serious personal injury or death.

# Material Handling

## Slurry & Abrasive Resistant

 Refer to warnings and safety information on pages 0-1 – 0-16.

Use of damaged hose or improper use may result in bodily injury or property damage. Please consult Eaton catalog or Technical Support for proper application.

### EHK015

### Channeled Abrasion Suction & Discharge



#### Construction:

**Tube:** Beige color, abrasion resistant natural rubber

**Reinforcement:** High-tensile synthetic textile with helical wire and anti-static copper wire

**Cover:** Channeled, abrasion, ozone, and weather resistant synthetic rubber

#### Operating Temperature:

-40°C to +70°C  
(-40°F to +158°F)

#### Application:

- For suction and discharge of abrasive powders, dust, granules, sand, gravel and cement









#### Markets:

- Construction
- In-plant transfer
- Tank truck
- Dry cement delivery

#### Type of Couplings:

- Cam and groove
- Combination nipple


Contact coupling manufacturer for attachment procedure and other coupling recommendations

# Part No.			 Hose I.D.			 Hose O.D.		 Max Oper Pressure		 Burst Pressure		 Minimum Bend Radius		 Vacuum		 Weight		 Length	
	mtr	ft	DN	mm	in	mm	in	bar	psi	bar	psi	mm	in	kPa	in/Hg	kg/m	lbs/ft	mtr	ft
EHK015-16-	MXX	100	25	25,4	1.00	36,0	1.42	10,5	150	31	450	50	1.97	94,8	28	0,76	0.51	40-61	100
EHK015-20-	MXX	100	31	31,8	1.25	42,5	1.67	10,5	150	31	450	65	2.56	94,8	28	0,92	0.62	40-61	100
EHK015-24-	MXX	100	38	38,1	1.50	48,4	1.91	10,5	150	31	450	80	3.15	94,8	28	1,07	0.72	40-61	100
EHK015-32-	MXX	100	51	50,8	2.00	62,0	2.44	10,5	150	31	450	115	4.53	94,8	28	1,58	1.06	40-61	100
EHK015-40-	MXX	100	60	63,5	2.50	76,0	2.99	10,5	150	31	450	160	6.30	94,8	28	2,07	1.39	40-61	100
EHK015-48-	MXX	100	80	76,2	3.00	89,0	3.50	10,5	150	31	450	190	7.48	94,8	28	2,37	1.59	40-61	100
EHK015-56-	MXX	100	90	88,9	3.50	104,5	4.11	10,5	150	31	450	235	9.25	94,8	28	3,34	2.25	40-61	100
EHK015-64-	MXX	100	102	101,6	4.00	117,5	4.63	10,5	150	31	450	265	10.43	94,8	28	4,04	2.72	40-61	100
EHK015-80-	MXX	100	130	127,0	5.00	145,5	5.73	10,5	150	31	450	355	13.98	80,0	24	6,12	4.11	40-61	100
EHK015-96-	MXX	100	150	152,4	6.00	172,0	6.77	10,5	150	31	450	550	21.65	80,0	24	7,81	5.25	40-61	100

# Material Handling

## Slurry & Abrasive Resistant

### Coupling and Gaskets for EHM001

 Refer to warnings and safety information on pages O-1 – O-16.

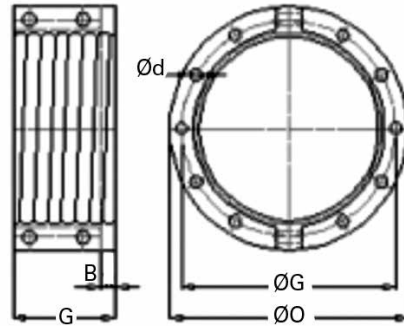
Use of damaged hose or improper use may result in bodily injury or property damage. Please consult Eaton catalog or Technical Support for proper application.

#### RDSA

#### EHM001 Couplings and Gaskets

Coupling dimensions according to PN 10-DIN 2576

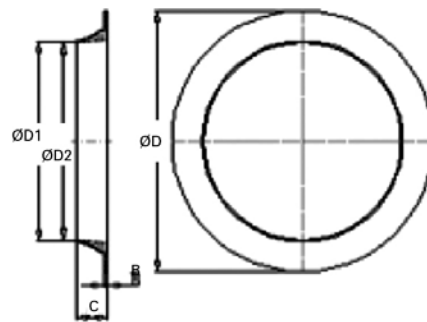
**Material:** Aluminum



# Part No.	Diameter		ØO mm	ØG mm	C mm	B mm	Ød mm	Drilling Number
	mm	in						
RDSA080001	80	3.15	208	160	101	20	18	4
RDSA100001	100	3.94	230	180	102	20	18	4
RDSA125001	125	4.92	250	210	112	24	10	8
RDSA150001	150	5.91	295	240	152	24	22	8
RDSA200001	200	7.87	352	295	171	26	22	8
RDSA250001	250	9.84	405	350	186	28	22	12
RDSA300001	300	11.81	445	400	190	28	22	12

#### CONTA


#### Gaskets for Frame Hose Couplings



# Part No.	Diameter		ØD mm	ØD1 mm	ØD2 mm	C mm	B mm
	mm	in					
CONTA08001	80	3.15	118	78	75,5	23,0	3,5
CONTA10001	100	4.00	138	98	95,5	23,0	3,5
CONTA12501	125	5.00	183	123	120,0	31,5	4
CONTA15001	150	6.00	208	148	145,0	31,5	4
CONTA20001	200	8.00	250	198	195,0	31,5	4
CONTA25001	250	10.00	311	248	245,0	37,0	4
CONTA30001	300	12.00	366	292,0	37,0	4	

# Material Handling

## Slurry & Abrasive Resistant

 Refer to warnings and safety information on pages 0-1 – 0-16.

Use of damaged hose or improper use may result in bodily injury or property damage. Please consult Eaton catalog or Technical Support for proper application.

### EHM001

### Corrugated Dry Bulk Suction & Discharge



#### Construction:

**Tube:** Anti-static natural rubber

**Reinforcement:** High-tensile synthetic textile with steel helical wire and anti-static copper wire

**Cover:** Corrugated, abrasion, ozone and weather resistant synthetic rubber

#### Application:

- For suction and discharge of dry bulk materials, sand, gravel and dry cement

#### Markets:

- Construction
- Cement placement









#### Type of Couplings:

- Frame coupling and gaskets

Contact coupling manufacturer for attachment procedure and other coupling recommendations

#### Operating Temperature:


-40°C to +70°C  
(-40°F to +158°F)

# Part No.			 Hose I.D.			 Hose O.D.		 Max Oper Pressure		 Burst Pressure		 Minimum Bend Radius		 Vacuum		 Weight		 Length	
	mtr	ft	DN	mm	in	mm	in	bar	psi	bar	psi	mm	in	kPa	in/Hg	kg/m	lbs/ft	mtr	ft
EHM001-50-	MXX	100	80	80,0	3.15	113,0	4.45	10,5	150	31	450	350	13.78	94,8	28	6,58	4.42	40-61	100
EHM001-64-	MXX	100	102	101,6	4.00	133,0	5.24	10,5	150	31	450	500	19.68	94,8	28	7,66	5.15	40-61	100
EHM001-80-	MXX	100	130	127,0	5.00	158,0	6.22	10,5	150	31	450	650	25.59	94,8	28	9,82	6.60	40-61	100
EHM001-96-	MXX	100	150	152,4	6.00	183,0	7.20	10,5	150	31	450	750	29.53	94,8	28	12,12	8.15	40-61	100
EHM001-128-	M20	20	200	203,2	8.00	234,0	9.21	10,5	150	31	450	1750	68.90	80,0	24	16,59	11.15	20	20
EHM001-160-	M12	20	250	254,0	10.00	286,0	11.26	10,5	150	31	450	2000	78.74	80,0	24	22,18	14.91	12	20
EHM001-192-	M12	20	305	304,8	12.00	341,0	13.43	10,5	150	31	450	2500	98.42	80,0	24	26,52	17.83	12	20

\*Coupling sold separately

# Material Handling

## Slurry & Abrasive Resistant

 Refer to warnings and safety information on pages 0-1 – 0-16.

Use of damaged hose or improper use may result in bodily injury or property damage. Please consult Eaton catalog or Technical Support for proper application.

### EHK014

### Corrugated Abrasion Suction & Discharge



#### Construction:

**Tube:** Beige color, abrasion resistant natural rubber

**Reinforcement:** High-tensile synthetic textile with helical wire and anti-static copper wire

**Cover:** Corrugated, abrasion, ozone, and weather resistant synthetic rubber

#### Application:

- For suction and discharge of abrasive powders, dust, granules, sand, gravel and cement

#### Markets:

- Construction
- In-plant transfer
- Tank truck
- Dry cement delivery









#### Type of Couplings:

- Cam and groove
- Combination nipple

Contact coupling manufacturer for attachment procedure and other coupling recommendations

#### Operating Temperature:


-40°C to +70°C  
(-40°F to +158°F)

# Part No.																			
	mtr	ft	DN	mm	in	mm	in	bar	psi	bar	psi	mm	in	kPa	in/Hg	kg/m	lbs/ft	mtr	ft
EHK014-16-	MXX	100	25	25,4	1.00	37,5	1.48	10,5	150	31	450	75	2.95	94,8	28	0,80	0.54	40-61	100
EHK014-20-	MXX	100	31	31,8	1.25	44,0	1.73	10,5	150	31	450	95	3.74	94,8	28	0,92	0.62	40-61	100
EHK014-24-	MXX	100	38	38,1	1.50	51,0	2.01	10,5	150	31	450	110	4.33	94,8	28	1,23	0.83	40-61	100
EHK014-32-	MXX	100	51	50,8	2.00	64,5	2.54	10,5	150	31	450	150	5.91	94,8	28	1,70	1.14	40-61	100
EHK014-40-	MXX	100	60	63,5	2.50	77,5	3.05	10,5	150	31	450	190	7.48	94,8	28	2,28	1.53	40-61	100
EHK014-48-	MXX	100	80	76,2	3.00	90,5	3.56	10,5	150	31	450	225	8.86	94,8	28	2,96	1.99	40-61	100
EHK014-56-	MXX	100	90	88,9	3.50	106,0	4.17	10,5	150	31	450	270	10.63	94,8	28	3,72	2.50	40-61	100
EHK014-64-	MXX	100	102	101,6	4.00	119,0	4.69	10,5	150	31	450	325	12.80	94,8	28	4,50	3.02	40-61	100
EHK014-80-	MXX	100	130	127,0	5.00	147,0	5.79	10,5	150	31	450	450	17.72	94,8	28	6,56	4.41	40-61	100
EHK014-96-	MXX	100	150	152,4	6.00	173,0	6.81	10,5	150	31	450	550	21.65	94,8	28	8,64	5.81	40-61	100
EHK014-128-	MXX	20	200	203,2	8.00	227,0	8.94	10,5	150	31	450	900	35.43	80,0	24	13,67	9.19	20-40	20
EHK014-160-	MXX	20	250	254,0	10.00	279,0	10.98	10,5	150	31	450	1200	47.24	80,0	24	16,79	11.28	10	20



# Material Handling

## Slurry & Abrasive Resistant

 Refer to warnings and safety information on pages 0-1 – 0-16.

Use of damaged hose or improper use may result in bodily injury or property damage. Please consult Eaton catalog or Technical Support for proper application.

### EHM002

### Abrasive Material Suction & Discharge



#### Construction:

**Tube:** Static dissipating synthetic rubber

**Reinforcement:** High-tensile synthetic textile with steel helical wire and anti-static copper wire

**Cover:** Abrasion, ozone, and weather resistant synthetic rubber

#### Operating Temperature:

-40°C to +70°C  
(-40°F to +158°F)

#### Application:

- For suction and discharge of dry bulk materials, sand, gravel and dry cement

#### Markets:

- Construction
- Cement placement

#### Type of Couplings:

- Rubber beaded end with flange


Contact coupling manufacturer for attachment procedure and other coupling recommendations

# Part No.			Hose I.D.			Hose O.D.		Max Oper Pressure		Burst Pressure		Minimum Bend Radius		Vacuum		Weight		Length	
			DN	mm	in	mm	in	bar	psi	bar	psi	mm	in	kPa	in/Hg	kg/m	lbs/ft	mtr	ft
EHM002-48-	M61		80	76,2	3.00	103	4.06	10,5	150	31	450	305	12.00	94,8	28	5,18	3.48	61	
EHM002-64-	M61		102	101,6	4.00	131	5.16	10,5	150	31	450	550	21.65	94,8	28	7,23	4.86	61	
EHM002-80-	M61		130	127,0	5.00	156	6.14	10,5	150	31	450	650	25.59	80,0	24	9,18	6.17	61	
EHM002-96-	M61		150	152,4	6.00	180	7.09	10,5	150	31	450	900	35.43	80,0	24	10,55	7.09	61	
EHM002-128-	M20		200	203,2	8.00	233	9.17	10,5	150	31	450	1200	47.24	80,0	24	15,52	10.43	20	
EHM002-160-	M10		250	254,0	10.00	291	11.46	8,0	116	24	350	1600	62.99	80,0	24	23,50	15.80	10	
EHM002-192-	M10		305	304,8	12.00	333	13.11	8,0	116	24	350	2050	80.71	80,0	24	27,10	18.22	10	

\*Coupling sold separately

# Material Handling

## Slurry & Abrasive Resistant

 Refer to warnings and safety information on pages 0-1 – 0-16.

Use of damaged hose or improper use may result in bodily injury or property damage. Please consult Eaton catalog or Technical Support for proper application.

### EHK013 Abrasion Suction & Discharge



**Construction:**

**Tube:** Beige color, abrasion resistant natural rubber

**Reinforcement:** High-tensile synthetic textile with helical wire and anti-static copper wire

**Cover:** Pin-pricked, abrasion, ozone, and weather resistant synthetic rubber

**Application:**

- For suction and discharge of abrasive powders, dust, granules, sand, gravel and cement

**Markets:**

- Construction
- In-plant transfer
- Tank truck
- Dry cement delivery









**Type of Couplings:**

- Cam and groove
- Combination nipple

Contact coupling manufacturer for attachment procedure and other coupling recommendations


**Operating Temperature:**

-40°C to +70°C  
(-40°F to +158°F)

# Part No.			 Hose I.D.			 Hose O.D.		 Max Oper Pressure		 Burst Pressure		 Minimum Bend Radius		 Vacuum		 Weight		 Length	
	mtr	ft	DN	mm	in	mm	in	bar	psi	bar	psi	mm	in	kPa	in/Hg	kg/m	lbs/ft	mtr	ft
EHK013-16-	MXX	100	25	25,4	1.00	37,0	1.46	10,5	150	31	450	100	3.94	94,8	28	0,60	0.40	40-61	100
EHK013-20-	MXX	100	31	31,8	1.25	44,0	1.73	10,5	150	31	450	125	4.92	94,8	28	0,78	0.52	40-61	100
EHK013-24-	MXX	100	38	38,1	1.50	50,0	1.97	10,5	150	31	450	150	5.91	94,8	28	0,90	0.61	40-61	100
EHK013-32-	MXX	100	51	50,8	2.00	64,5	2.54	10,5	150	31	450	200	7.87	94,8	28	1,35	0.91	40-61	100
EHK013-40-	MXX	100	60	63,5	2.50	77,0	3.03	10,5	150	31	450	250	9.84	94,8	28	1,65	1.11	40-61	100
EHK013-48-	MXX	100	80	76,2	3.00	90,0	3.54	10,5	150	31	450	300	11.81	94,8	28	1,98	1.33	40-61	100
EHK013-56-	MXX	100	90	88,9	3.50	104,0	4.09	10,5	150	31	450	360	14.17	94,8	28	2,43	1.63	40-61	100
EHK013-64-	MXX	100	102	101,6	4.00	118,0	4.65	10,5	150	31	450	450	17.72	94,8	28	3,15	2.11	40-61	100
EHK013-80-	MXX	100	130	127,0	5.00	146,0	5.75	10,5	150	31	450	570	22.44	94,8	28	4,61	3,10	40-61	100
EHK013-96-	MXX	100	150	152,4	6.00	172,0	6.77	10,5	150	31	450	700	27.56	94,8	28	5,73	3.85	40-61	100
EHK013-128-	MXX	20	200	203,2	8.00	225,0	8.86	10,5	150	31	450	990	38.98	80,0	24	8,35	5.61	20-40	20
EHK013-160-	MXX	20	250	254,0	10.00	276,0	10.87	10,5	150	31	450	1440	56.69	80,0	24	10,94	7.35	10	20

# Material Handling

## Slurry & Abrasive Resistant

 Refer to warnings and safety information on pages 0-1 – 0-16.

Use of damaged hose or improper use may result in bodily injury or property damage. Please consult Eaton catalog or Technical Support for proper application.

### EHM005

### Hard Wall Material Handling Suction & Discharge



#### Construction:

**Tube:** Static dissipating synthetic rubber

**Reinforcement:** High-tensile synthetic textile with helical wire and anti-static copper wire

**Cover:** Weather and ozone resistant synthetic rubber

#### Operating Temperature:

-40°C to +70°C  
(-40°F to +158°F)

#### Application:

- For suction and discharge of abrasive materials including barite bentonite

#### Markets:

- Construction
- In-plant transfer
- Tank truck
- Bottling plant
- Coal plant
- Well service
- Oil and gas exploration

#### Type of Couplings:


- Cam and groove
- Combination nipple

Contact coupling manufacturer for attachment procedure and other coupling recommendations

# Part No.			Hose I.D.		Hose O.D.		Max Oper Pressure		Burst Pressure		Minimum Bend Radius		Vacuum		Weight		Length		
			mm	in	mm	in	bar	psi	bar	psi	mm	in	kPa	in/Hg	kg/m	lbs/ft	mtr	ft	
EHM005-64-	MXX	100	102	101,6	4.00	123	4.84	10,5	150	41	600	1020	40.16	80,0	24	5,37	3.61	40-61	100
EHM005-80-	MXX	100	130	127,0	5.00	149	5.87	10,5	150	41	600	1270	50.00	80,0	24	6,97	4.68	40-61	100
EHM005-96-	MXX	100	150	152,4	6.00	174	6.85	10,5	150	41	600	1520	59.84	80,0	24	8,71	5.85	40-61	100

# Material Handling

## Slurry & Abrasive Resistant

 Refer to warnings and safety information on pages 0-1 – 0-16.

Use of damaged hose or improper use may result in bodily injury or property damage. Please consult Eaton catalog or Technical Support for proper application.

### EHK012 Abrasion Discharge



**Construction:**

**Tube:** Beige color, abrasion resistant natural rubber

**Reinforcement:** High-tensile synthetic textile with anti-static copper wire

**Cover:** Pin-pricked, abrasion, ozone, and weather resistant synthetic rubber

**Application:**

- For discharge of abrasive powders, dust, granules, sand, gravel, and cement

**Markets:**

- Construction
- In-plant transfer
- Tank truck
- Dry cement delivery

**Type of Couplings:**

- Cam and groove
- Combination nipple

Contact coupling manufacturer for attachment procedure and other coupling recommendations


**Operating Temperature:**

-40°C to +70°C  
(-40°F to +158°F)

# Part No.			Hose I.D.			Hose O.D.		Max Operating Pressure		Burst Pressure		Weight		Length	
			DN	mm	in	mm	in	bar	psi	bar	psi	kg/m	lbs/ft	mtr	ft
EHK012-16-	MXX	100	25	25,4	1.00	37,0	1.46	10,5	150	31,0	450	0,60	0.40	40-61	100
EHK012-20-	MXX	100	31	31,8	1.25	44,0	1.73	10,5	150	31,0	450	0,78	0.52	40-61	100
EHK012-24-	MXX	100	38	38,1	1.50	50,0	1.97	10,5	150	31,0	450	0,90	0.61	40-61	100
EHK012-32-	MXX	100	51	50,8	2.00	64,5	2.54	10,5	150	31,0	450	1,35	0.91	40-61	100
EHK012-40-	MXX	100	60	63,5	2.50	77,0	3.03	10,5	150	31,0	450	1,65	1.11	40-61	100
EHK012-48-	MXX	100	80	76,2	3.00	90,0	3.54	10,5	150	31,0	450	1,98	1.33	40-61	100
EHK012-56-	MXX	100	90	88,9	3.50	104,0	4.09	10,5	150	31,0	450	2,43	1.63	40-61	100
EHK012-64-	MXX	100	102	101,6	4.00	118,0	4.65	10,5	150	31,0	450	3,15	2.11	40-61	100
EHK012-80-	MXX	100	130	127,0	5.00	146,0	5.75	10,5	150	31,0	450	4,61	3.10	40-61	100
EHK012-96-	MXX	100	150	152,4	6.00	172,0	6.77	10,5	150	31,0	450	5,73	3.85	40-61	100
EHK012-128-	MXX	20	200	203,2	8.00	225,0	8.86	10,5	150	31,0	450	8,35	5.61	20-40	20
EHK012-160-	MXX	20	250	254,0	10.00	276,0	10.87	10,5	150	31,0	450	10,94	7.35	10	20

# Material Handling

## Slurry & Abrasive Resistant

 Refer to warnings and safety information on pages 0-1 – 0-16.

Use of damaged hose or improper use may result in bodily injury or property damage. Please consult Eaton catalog or Technical Support for proper application.

### EHM004

### Soft Wall Material Handling Discharge



#### Construction:

**Tube:** Static dissipating synthetic rubber

**Reinforcement:** High-tensile synthetic textile with anti-static copper wire

**Cover:** Weather and ozone resistant synthetic rubber

#### Operating Temperature:

-40°C to +70°C  
(-40°F to +158°F)

#### Application:

- For discharge of abrasive materials including barite bentonite








#### Markets:

- Construction
- In-plant transfer
- Tank truck
- Bottling plant
- Coal plant
- Well service
- Oil and gas exploration

#### Type of Couplings:


- Cam and groove
- Combination nipple

Contact coupling manufacturer for attachment procedure and other coupling recommendations

# Part No.			 Hose I.D.			 Hose O.D.		 Max Operating Pressure		 Burst Pressure		 Minimum Bend Radius		 Weight		 Length	
			mtr	ft	DN	mm	in	mm	in	bar	psi	bar	psi	mm	in	kg/m	lbs/ft
EHM004-48-	MXX	100	80	76,2	3.00	97	3.82	13,8	200	55,0	800	760	29.92	3,24	2.18	40-61	100
EHM004-64-	MXX	100	102	101,6	4.00	123	4.84	10,5	150	41,0	600	1020	40.16	4,50	3.03	40-61	100
EHM004-80-	MXX	100	130	127,0	5.00	149	5.87	10,5	150	41,0	600	1270	50.00	5,82	3.91	40-61	100
EHM004-96-	MXX	100	150	152,4	6.00	174	6.85	10,5	150	41,0	600	1520	59.84	6,63	4.46	40-61	100

# Material Handling

## Slurry & Abrasive Resistant

 Refer to warnings and safety information on pages 0-1 – 0-16.

Use of damaged hose or improper use may result in bodily injury or property damage. Please consult Eaton catalog or Technical Support for proper application.

### EHK011

### Abrasion Gravity Fed



**Construction:**

**Tube:** Natural rubber

**Operating Temperature:**

-40°C to +70°C  
(-40°F to +158°F)

**Application:**

- For discharge of abrasive materials without pressure

**Markets:**

- Construction
- Dry cement delivery

# Part No.			Hose I.D.			Hose O.D.		Weight		Length	
	mtr	ft	DN	mm	in	mm	in	kg/m	lbs/ft	mtr	ft
EHK011-16-	MXX	100	25	25,4	1.00	35,4	1.39	0,48	0.32	40-61	100
EHK011-22-	MXX	100		35,0	1.38	45,0	1.77	0,63	0.42	40-61	100
EHK011-28-	MXX	100		45,0	1.75	55,0	2.17	0,80	0.53	40-61	100
EHK011-32-	MXX	100	51	50,8	2.00	60,0	2.36	0,81	0.54	40-61	100
EHK011-48-	MXX	100	80	76,2	3.00	86,2	3.39	1,27	0.85	40-61	100
EHK011-56-	MXX	100	90	88,9	3.50	100,0	3.94	1,49	1.00	40-61	100
EHK011-64-	MXX	100	102	101,6	4.00	111,6	4.39	1,67	1.12	40-61	100
EHK011-72-	MXX	100		114,0	4.50	124,0	4.88	1,87	1.26	20-40	100
EHK011-80-	M20	100	130	127,0	5.00	137,0	5.39	2,06	1.39	20	100
EHK011-88-	M20	100		140,0	5.50	150,0	5.91	2,26	1.52	20	100
EHK011-96-	M20	100	150	152,4	6.00	162,4	6.39	2,46	1.65	20	100
EHK011-106-	M20	20		168,0	6.63	178,0	7.01	2,71	1.82	20	20
EHK011-128-	M20	20	200	203,2	8.00	213,0	8.39	3,25	2.18	20	20
EHK011-138-	M10	20		219,0	8.63	229,0	9.02	3,50	2.35	10	20
EHK011-160-	M10	20	250	254,0	10.00	264,0	10.39	4,05	2.72	10	20
EHK011-172-	M10	20		273,0	10.75	283,0	11.14	4,34	2.92	10	20
EHK011-192-	M10	20	305	304,8	12.00	316,0	12.44	4,86	3.26	10	20
EHK011-204-	M10	20		323,0	12.75	333,0	13.11	5,13	3.45	10	20
EHK011-224-	M6	20	350	356,0	14.00	366,0	14.41	5,64	3.79	6	20
EHK011-256-	M6	20		406,0	16.00	416,0	16.38	6,43	4.32	6	20
EHK011-284-	M2	6		450,0	17.75	460,0	18.11	7,11	4.78	2	6
EHK011-288-	M6	20		457,0	18.00	467,0	18.39	7,22	4.85	6	20
EHK011-320-	M6	20		508,0	20.00	518,0	20.39	8,02	5.39	6	20

# Material Handling

## Dry Material

### EHK004

### Channeled Dry Bulk Suction & Discharge



#### Construction:

**Tube:** Static dissipating synthetic rubber

**Reinforcement:** High-tensile synthetic textile with helical wire and anti-static copper wire

**Cover:** Channeled, abrasion, ozone, and weather resistant synthetic rubber

#### Operating Temperature:

-40°C to +70°C  
(-40°F to +158°F)

#### Application:

- For suction and discharge of dry bulk materials, sand, gravel, dry cement

#### Markets:

- Construction
- Cement
- Swimming pool

#### Type of Couplings:

- Cam and groove
- Combination nipple

Contact coupling manufacturer for attachment procedure and other coupling recommendations

# Part No.			Hose I.D.			Hose O.D.		Max Oper Pressure		Burst Pressure		Minimum Bend Radius		Vacuum		Weight		Length	
			DN	mm	in	mm	in	bar	psi	bar	psi	mm	in	kPa	in/Hg	kg/m	lbs/ft	mtr	ft
EHK004-16-	MXX	100	25	25,4	1.00	36,0	1.42	10,5	150	31	450	80	3.15	94,8	28	0,77	0.52	40-61	100
EHK004-20-	MXX	100	31	31,8	1.25	42,5	1.67	10,5	150	31	450	100	3.94	94,8	28	0,94	0.63	40-61	100
EHK004-24-	MXX	100	38	38,1	1.50	48,4	1.91	10,5	150	31	450	120	4.72	94,8	28	1,09	0.73	40-61	100
EHK004-32-	MXX	100	51	50,8	2.00	62,0	2.44	10,5	150	31	450	160	6.30	94,8	28	1,61	1.08	40-61	100
EHK004-40-	MXX	100	60	63,5	2.50	76,0	2.99	10,5	150	31	450	200	7.87	94,8	28	2,14	1.44	40-61	100
EHK004-48-	MXX	100	80	76,2	3.00	89,0	3.50	10,5	150	31	450	250	9.84	94,8	28	2,45	1.65	40-61	100
EHK004-56-	MXX	100	90	88,9	3.50	104,5	4.11	10,5	150	31	450	300	11.81	94,8	28	3,43	2.31	40-61	100
EHK004-64-	MXX	100	102	101,6	4.00	117,5	4.63	10,5	150	31	450	350	13.78	94,8	28	4,14	2.78	40-61	100
EHK004-80-	MXX	100	130	127,0	5.00	145,5	5.73	10,5	150	31	450	450	17.72	80,0	24	6,31	4.24	40-61	100
EHK004-96-	MXX	100	150	152,4	6.00	172,0	6.77	10,5	150	31	450	560	22.05	80,0	24	8,04	5.40	40-61	100

\*Abrasion loss value acc. DIN53516 ≤60mm<sup>3</sup>

# Material Handling

## Dry Material

### EHK003

### Corrugated Dry Bulk Suction & Discharge



#### Construction:

**Tube:** Static dissipating synthetic rubber

**Reinforcement:** High-tensile synthetic textile with helical wire and anti-static copper wire

**Cover:** Corrugated, abrasion, ozone, and weather resistant synthetic rubber

#### Application:

- For suction and discharge of dry bulk materials, sand, gravel, dry cement

#### Markets:

- Construction
- Cement
- Swimming pool









#### Type of Couplings:

- Cam and groove
- Combination nipple

Contact coupling manufacturer for attachment procedure and other coupling recommendations

#### Operating Temperature:

-40°C to +70°C  
(-40°F to +158°F)

# Part No.																		
	mtr	ft	DN	Hose I.D. mm in	Hose O.D. mm in	Max Oper Pressure bar psi	Burst Pressure bar psi	Minimum Bend Radius mm in	Vacuum kPa in/Hg	Weight kg/m lbs/ft	Length mtr ft							
EHK003-16-	MXX	100	25	25,4 1.00	37,5 1.48	10,5 150	31 450	85 3.35	94,8 28	0,79 0.53	40-61	100						
EHK003-20-	MXX	100	31	31,8 1.25	44,0 1.73	10,5 150	31 450	115 4.53	94,8 28	0,95 0.64	40-61	100						
EHK003-24-	MXX	100	38	38,1 1.50	51,0 2.00	10,5 150	31 450	135 5.31	94,8 28	1,27 0.86	40-61	100						
EHK003-32-	MXX	100	51	50,8 2.00	64,5 2.54	10,5 150	31 450	180 7.09	94,8 28	1,75 1.18	40-61	100						
EHK003-40-	MXX	100	60	63,5 2.50	77,5 3.05	10,5 150	31 450	230 9.06	94,8 28	2,35 1.58	40-61	100						
EHK003-48-	MXX	100	80	76,2 3.00	90,5 3.56	10,5 150	31 450	280 11.02	94,8 28	3,04 2.04	40-61	100						
EHK003-56-	MXX	100	90	88,9 3.50	106,0 4.17	10,5 150	31 450	340 13.39	94,8 28	3,82 2.57	40-61	100						
EHK003-64-	MXX	100	102	101,6 4.00	119,0 4.69	10,5 150	31 450	400 15.75	94,8 28	4,61 3.10	40-61	100						
EHK003-80-	MXX	100	130	127,0 5.00	147,0 5.79	10,5 150	31 450	500 19.68	94,8 28	6,75 4.54	40-61	100						
EHK003-96-	MXX	100	150	152,4 6.00	173,0 6.81	10,5 150	31 450	630 24.90	94,8 28	8,86 5.96	40-61	100						
EHK003-128-	M20	20	200	203,2 8.00	227,0 8.94	10,5 150	31 450	1000 39.37	80,0 24	13,22 8.89	20	20						
EHK003-160-	M20	20	250	254,0 10.00	279,0 10.98	10,5 150	31 450	1300 51.18	80,0 24	17,15 11.53	20	20						

\*Abrasion loss value acc. DIN53516 ≤60mm<sup>3</sup>



# Material Handling

## Dry Material

### EHK002

### Dry Bulk Suction & Discharge



#### Construction:

**Tube:** Static dissipating synthetic rubber

**Reinforcement:** High-tensile synthetic textile with helical wire and anti-static copper wire

**Cover:** Abrasion, ozone, and weather resistant synthetic rubber

#### Operating Temperature:

-40°C to +70°C  
(-40°F to +158°F)

#### Application:

- For suction and discharge of dry bulk materials, sand, gravel, dry cement

#### Markets:

- Construction
- Cement
- Swimming pool

#### Type of Couplings:

- Cam and groove
- Combination nipple

Contact coupling manufacturer for attachment procedure and other coupling recommendations

# Part No.			Hose I.D.			Hose O.D.		Max Oper Pressure		Burst Pressure		Minimum Bend Radius		Vacuum		Weight		Length	
	mtr	ft	DN	mm	in	mm	in	bar	psi	bar	psi	mm	in	kPa	in/Hg	kg/m	lbs/ft	mtr	ft
EHK002-16-	MXX	100	25	25,4	1.00	39,0	1.54	10,5	150	31	450	125	4.92	94,8	28	0,88	0.59	40-61	100
EHK002-20-	MXX	100	31	31,8	1.25	45,0	1.77	10,5	150	31	450	160	6.30	94,8	28	1,05	0.71	40-61	100
EHK002-24-	MXX	100	38	38,1	1.50	52,0	2.05	10,5	150	31	450	190	7.48	94,8	28	1,40	0.94	40-61	100
EHK002-32-	MXX	100	51	50,8	2.00	66,0	2.60	10,5	150	31	450	250	9.84	94,8	28	1,98	1.33	40-61	100
EHK002-40-	MXX	100	60	63,5	2.50	78,5	3.09	10,5	150	31	450	315	12.40	94,8	28	2,31	1.55	40-61	100
EHK002-48-	MXX	100	80	76,2	3.00	92,0	3.62	10,5	150	31	450	380	14.96	94,8	28	3,11	2.09	40-61	100
EHK002-56-	MXX	100	90	88,9	3.50	107,0	4.21	10,5	150	31	450	450	17.72	94,8	28	3,76	2.53	40-61	100
EHK002-64-	MXX	100	102	101,6	4.00	120,0	4.72	10,5	150	31	450	550	21.65	94,8	28	4,55	3.06	40-61	100
EHK002-80-	MXX	100	130	127,0	5.00	149,0	5.87	10,5	150	31	450	700	27.56	94,8	28	6,70	4.50	40-61	100
EHK002-96-	MXX	100	150	152,4	6.00	174,5	6.87	10,5	150	31	450	850	33.46	94,8	28	8,81	5.92	40-61	100
EHK002-128-	M20	20	200	203,2	8.00	229,0	9.02	10,5	150	31	450	1200	47.24	80,0	24	13,69	9.20	20	20
EHK002-160-	M20	20	250	254,0	10.00	281,0	11.06	10,5	150	31	450	1600	62.99	80,0	24	17,16	11.54	20	20

\*Abrasion loss value acc. DIN53516 ≤60mm<sup>3</sup>

# Material Handling

## Dry Material

### EHK010

### Dry Bulk Suction & Discharge



#### Construction:

**Tube:** Static dissipating synthetic rubber

**Reinforcement:** High-tensile synthetic textile with helical wire and anti-static copper wire

**Cover:** Abrasion, ozone, and weather resistant synthetic rubber

#### Operating Temperature:

-40°C to +70°C  
(-40°F to +158°F)

#### Application:

- For suction and discharge of dry bulk materials, sand, gravel, dry cement









#### Markets:

- Construction
- Cement
- Swimming pool

#### Type of Couplings:

- Cam and groove
- Combination nipple

Contact coupling manufacturer for attachment procedure and other coupling recommendations

# Part No.																			
	mtr	ft	DN	Hose I.D. mm	in	Hose O.D. mm	in	Max Oper Pressure bar	psi	Burst Pressure bar	psi	Minimum Bend Radius mm	in	Vacuum kPa	in/Hg	Weight kg/m	lbs/ft	Length mtr	ft
EHK010-16-	MXX	100	25	25,4	1.00	37	1.46	5,0	75	15,5	225	130	5.12	94,8	28	0,73	0.49	40-61	100
EHK010-20-	MXX	100	31	31,8	1.25	43	1.69	5,0	75	15,5	225	165	6.50	94,8	28	0,87	0.58	40-61	100
EHK010-24-	MXX	100	38	38,1	1.50	50	1.97	5,0	75	15,5	225	200	7.87	94,8	28	1,21	0.81	40-61	100
EHK010-32-	MXX	100	51	50,8	2.00	64	2.52	5,0	75	15,5	225	270	10.63	94,8	28	1,73	1.16	40-61	100
EHK010-40-	MXX	100	60	63,5	2.50	77	3.03	5,0	75	15,5	225	325	12.80	94,8	28	2,11	1.42	40-61	100
EHK010-48-	MXX	100	80	76,2	3.00	91	3.58	5,0	75	15,5	225	400	15.75	94,8	28	2,92	1.96	40-61	100
EHK010-56-	MXX	100	90	88,9	3.50	105	4.13	5,0	75	15,5	225	470	18.50	94,8	28	3,54	2.38	40-61	100
EHK010-64-	MXX	100	102	101,6	4.00	118	4.65	5,0	75	15,5	225	570	22.44	94,8	28	4,00	2.69	40-61	100
EHK010-80-	MXX	100	130	127,0	5.00	146	5.75	5,0	75	15,5	225	720	28.35	94,8	28	6,01	4.04	40-61	100
EHK010-96-	MXX	100	150	152,4	6.00	172	6.77	5,0	75	15,5	225	870	34.25	94,8	28	7,98	5.36	40-61	100
EHK010-128-	M20	20	200	203,2	8.00	227	8.94	5,0	75	15,5	225	1220	48.03	80,0	24	12,68	8.52	20	20
EHK010-160-	M20	20	250	254,0	10.00	279	10.98	5,0	75	15,5	225	1630	64.17	80,0	24	15,76	10.59	20	20

\*Abrasion loss value acc. DIN53516  $\leq 60\text{mm}^3$

# Material Handling

## Dry Material

### EHK016

### Dry Bulk Discharge



#### Construction:

**Tube:** Static dissipating synthetic rubber

**Reinforcement:** High-tensile synthetic textile with anti-static copper wire

**Cover:** Abrasion, ozone, and weather resistant synthetic rubber

#### Operating Temperature:

-40°C to +70°C  
(-40°F to +158°F)

#### Application:

- For suction and discharge of dry bulk materials, sand, gravel, dry cement

#### Markets:

- Construction
- Cement
- Swimming pool

#### Type of Couplings:

- Cam and groove
- Combination nipple

Contact coupling manufacturer for attachment procedure and other coupling recommendations

# Part No.			Hose I.D.			Hose O.D.		Max Operating Pressure		Burst Pressure		Weight		Length	
	mtr	ft	DN	mm	in	mm	in	bar	psi	bar	psi	kg/m	lbs/ft	mtr	ft
EHK016-16-	MXX	100	25	25,4	1.00	37,0	1.46	10,5	150	31,0	450	0,62	0.42	40-61	100
EHK016-20-	MXX	100	31	31,8	1.25	44,0	1.73	10,5	150	31,0	450	0,82	0.55	40-61	100
EHK016-24-	MXX	100	38	38,1	1.50	50,0	1.97	10,5	150	31,0	450	0,95	0.64	40-61	100
EHK016-28-	MXX	100	45	44,5	1.75	58,0	2.28	10,5	150	31,0	450	1,27	0.85	40-61	100
EHK016-32-	MXX	100	51	50,8	2.00	64,5	2.54	10,5	150	31,0	450	1,42	0.95	40-61	100
EHK016-40-	MXX	100	60	63,5	2.50	77,0	3.03	10,5	150	31,0	450	1,73	1.16	40-61	100
EHK016-48-	MXX	100	80	76,2	3.00	90,0	3.54	10,5	150	31,0	450	2,09	1.41	40-61	100
EHK016-56-	MXX	100	90	88,9	3.50	104,0	4.09	10,5	150	31,0	450	2,56	1.72	40-61	100
EHK016-64-	MXX	100	102	101,6	4.00	118,0	4.65	10,5	150	31,0	450	3,25	2.18	40-61	100
EHK016-80-	MXX	100	130	127,0	5.00	146,0	5.75	10,5	150	31,0	450	4,84	3.25	40-61	100
EHK016-96-	MXX	100	150	152,4	6.00	172,0	6.77	10,5	150	31,0	450	6,00	4.03	40-61	100
EHK016-128-	MXX	20	200	203,2	8.00	225,0	8.86	10,5	150	31,0	450	8,71	5.86	20-40	20
EHK016-160-	M20	20	250	254,0	10.00	276,0	10.87	10,5	150	31,0	450	11,40	7.66	20	20

\*Abrasion loss value acc. DIN53516 ≤60mm<sup>3</sup>

# Material Handling

## Dry Material

### EHK001

### Dry Bulk Flat Discharge



#### Construction:

**Tube:** Static dissipating synthetic rubber

**Reinforcement:** High-tensile synthetic textile

**Cover:** Abrasion, ozone, and weather resistant synthetic rubber

#### Operating Temperature:

-40°C to +70°C  
(-40°F to +158°F)

#### Application:

- For discharge of dry cement and abrasive materials







#### Markets:

- Construction
- Cement
- Swimming pool

#### Type of Couplings:

- Cam and groove
- Combination nipple


Contact coupling manufacturer for attachment procedure and other coupling recommendations

# Part No.			 Hose I.D.			 Hose O.D.		 Max Oper Pressure		 Burst Pressure		 Weight		 Length	
	mtr	ft	DN	mm	in	mm	in	bar	psi	bar	psi	kg/m	lbs/ft	mtr	ft
EHK001-32-	MXX	100	51	50,8	2.00	60,4	2.38	5,0	75	15,5	225	0,96	0.65	40-61	100
EHK001-40-	MXX	100	60	63,5	2.50	73,0	2.87	5,0	75	15,5	225	1,18	0.79	40-61	100
EHK001-48-	MXX	100	80	76,2	3.00	86,0	3.39	5,0	75	15,5	225	1,39	0.93	40-61	100
EHK001-50-	MXX	100	80	79,4	3.13	90,0	3.54	5,0	75	15,5	225	1,52	1.02	40-61	100
EHK001-56-	MXX	100	90	88,9	3.50	100,0	3.94	5,0	75	15,5	225	1,77	1.19	40-61	100
EHK001-64-	MXX	100	102	101,6	4.00	112,0	4.41	5,0	75	15,5	225	2,03	1.36	40-61	100
EHK001-67-	MXX	100	110	109,5	4.31	120,0	4.72	5,0	75	15,5	225	2,10	1.41	40-61	100
EHK001-80-	MXX	100	130	127,0	5.00	137,0	5.39	5,0	75	15,5	225	2,41	1.62	40-61	100
EHK001-96-	MXX	100	150	152,4	6.00	164,0	6.46	5,0	75	15,5	225	3,41	2.29	40-61	100
EHK001-128-	MXX	20	200	203,2	8.00	215,0	8.46	5,0	75	15,5	225	4,66	3.13	20-40	20

\*Abrasion loss value acc. DIN53516 ≤60mm<sup>3</sup>

# Material Handling

## Dry Material

 Refer to warnings and safety information on pages 0-1 – 0-16.

Use of damaged hose or improper use may result in bodily injury or property damage. Please consult Eaton catalog or Technical Support for proper application.

**H0347**

### WILDCAT™ Dry Material

formerly Sabertooth



#### Construction:

**Tube:** Static dissipating natural rubber/SBR

**Reinforcement:** 2-ply fiber with dual helical wires

**Cover:** SBR

#### Operating Temperature:

-23°C to +71°C  
(-10°F to +160°F)

#### Application:

- Transfer of dry bulk
- Discharge of abrasive material
- Transfer of bottle caps
- Transfer of cleaning agents








#### Markets:

- In-plant transfers
- Tank truck
- Bottling plant
- Coal plant
- Dry cement operations
- Well service

#### Type of Couplings:


- Cam and groove
- Combination nipple

Contact coupling manufacturer for attachment procedure and other coupling recommendations

# Part No.	 Hose I.D.			 Hose O.D.		 Max Operating Pressure		 Burst Pressure		 Minimum Bend Radius		 Weight		 Length	
	DN	mm	in	mm	in	bar	psi	bar	psi	mm	in	kg/m	lbs/ft	mtr	ft
H034748-100	80	76,2	3.00	101,6	4.00	7,0	100	28,0	400	228,6	9.00	4.76	3.20	30,5	100
H034764-100	102	101,6	4.00	127,0	5.00	7,0	100	28,0	400	279,4	11.00	6,55	4.40	30,5	100

# Material Handling

## Dry Material

 Refer to warnings and safety information on pages 0-1 – 0-16.

Use of damaged hose or improper use may result in bodily injury or property damage. Please consult Eaton catalog or Technical Support for proper application.

### H0521

### WILDCAT™ Heavy Duty Dry Material formerly LYNX



#### Construction:

**Tube:** 1/4" tube thickness natural rubber blend

**Reinforcement:** 2-ply textile and conductive copper anti-static wire

**Cover:** SBR

#### Operating Temperature:

-40°C to +70°C  
(-40°F to +158°F)

#### Application:

- Transfer of dry bulk
- Discharge of abrasive material
- Transfer of bottle caps
- Transfer of cleaning agents

#### Markets:

- In-plant transfers
- Tank truck
- Bottling plant
- Coal plant
- Dry cement operations
- Well service

#### Type of Couplings:


- Cam and groove
- Combination nipple

Contact coupling manufacturer for attachment procedure and other coupling recommendations

# Part No.	Hose I.D.			Hose O.D.		Max Operating Pressure		Burst Pressure		Weight		Length	
	DN	mm	in	mm	in	bar	psi	bar	psi	kg/m	lbs/ft	mtr	ft
H052164-100	102	101,6	4.00	122,2	4.81	5,0	75	20,7	300	4,03	2.71	30,5	100
H052180-100	130	127,0	5.00	147,0	5.79	5,0	75	20,7	300	5,02	3.37	30,5	100

# Material Handling

## Dry Material

 Refer to warnings and safety information on pages 0-1 – 0-16.

Use of damaged hose or improper use may result in bodily injury or property damage. Please consult Eaton catalog or Technical Support for proper application.

### H0319

### WILDCAT™ Soft Wall Dry Material formerly LYNX



#### Construction:

**Tube:** 3/16" tube thickness  
natural rubber blend

**Reinforcement:** 2-ply textile  
and conductive copper  
anti-static wire

**Cover:** NR blend

#### Operating Temperature:

-40°C to +70°C  
(-40°F to +158°F)

#### Application:

- Transfer of dry bulk
- Discharge of abrasive material
- Transfer of bottle caps
- Transfer of cleaning agents

#### Markets:

- In-plant transfers
- Tank truck
- Bottling plant
- Coal plant
- Dry cement operations
- Well service

#### Type of Couplings:


- Cam and groove
- Combination nipple

Contact coupling manufacturer for attachment procedure and other coupling recommendations

# Part No.	Hose I.D.			Hose O.D.		Max Operating Pressure		Burst Pressure		Weight		Length	
	DN	mm	in	mm	in	bar	psi	bar	psi	kg/m	lbs/ft	mtr	ft
H031964-100	102	101,6	4.00	117	4.61	5,0	75	20,7	300	3,35	2.25	30,5	100
H031980-100	130	127,0	5.00	144	5.67	5,0	75	20,7	300	4,22	2.84	30,5	100

# Material Handling

## Dry Material

 Refer to warnings and safety information on pages 0-1 – 0-16.

Use of damaged hose or improper use may result in bodily injury or property damage. Please consult Eaton catalog or Technical Support for proper application.

### H0349

### WILDCAT™ Hot Air Transfer



**Construction:**

**Tube:** EPDM

**Reinforcement:** Textile with dual helical wires

**Cover:** Pin-pricked EPDM

**Operating Temperature:**

-34°C to +177°C  
(-30°F to +300°F)  
Intermittent +350F

**Application:**

- Hot air blower hose
- Hot, dry, non-oily applications

**Markets:**

- Construction
- In-plant transfers
- Tank truck
- Dry cement delivery

**Type of Couplings:**

- Cam and groove
- Combination nipple


Contact coupling manufacturer for attachment procedure and other coupling recommendations

# Part No.	Hose I.D.			Hose O.D.		Max Operating Pressure		Burst Pressure		Minimum Bend Radius		Vacuum		Weight		Length	
	DN	mm	in	mm	in	bar	psi	bar	psi	mm	in	kPa	in/Hg	kg/m	lbs/ft	mtr	ft
H034948-100	80	76,2	3.00	90,5	3.56	10,5	150	42	600	350	13.78	81,3	24	2,85	1.92	30,5	100
H034964-100	102	101,6	4.00	116,6	4.59	7,0	100	28	400	460	18.11	81,3	24	3,58	2.41	30,5	100



# Material Handling

## Dry Material

 Refer to warnings and safety information on pages 0-1 – 0-16.

Use of damaged hose or improper use may result in bodily injury or property damage. Please consult Eaton catalog or Technical Support for proper application.

### EHM003

### Hot Air Blower



#### Construction:

**Tube:** EPM

**Reinforcement:** High-tensile synthetic textile

**Cover:** EPDM

#### Operating Temperature:

-40°C to +180°C  
Intermittent to 200°C  
(-40°F to +356°F)  
Intermittent to 392°F

#### Application:

- Hot air blower hose
- Hot, dry, non-oily applications







#### Markets:

- Construction
- In-plant transfers
- Tank truck
- Dry cement delivery

#### Type of Couplings:


- Cam and groove
- Combination nipple

Contact coupling manufacturer for attachment procedure and other coupling recommendations

# Part No.			 Hose I.D.			 Hose O.D.		 Max Operating Pressure		 Burst Pressure		 Weight		 Length	
			mtr	ft	DN	mm	in	mm	in	bar	psi	bar	psi	kg/m	lbs/ft
EHM003-16-	MXX	100	25	25,4	1.00	39	1.54	10,5	150	31,0	450	0,83	0.55	40-61	100
EHM003-20-	MXX	100	31	31,8	1.25	46	1.81	10,5	150	31,0	450	1,00	0.67	40-61	100
EHM003-24-	MXX	100	38	38,1	1.50	54	2.13	10,5	150	31,0	450	1,41	0.95	40-61	100
EHM003-32-	MXX	100	51	50,8	2.00	68	2.68	10,5	150	31,0	450	1,96	1.31	40-61	100
EHM003-40-	MXX	100	60	63,5	2.50	81	3.19	10,5	150	31,0	450	2,39	1.61	40-61	100
EHM003-48-	MXX	100	80	76,2	3.00	94	3.70	10,5	150	31,0	450	2,81	1.89	40-61	100
EHM003-64-	MXX	100	102	101,6	4.00	120	4.72	10,5	150	31,0	450	3,85	2.59	40-61	100

# Material Handling

## Sandblast

 Refer to warnings and safety information on pages 0-1 – 0-16.

Use of damaged hose or improper use may result in bodily injury or property damage. Please consult Eaton catalog or Technical Support for proper application.

### H0034

### WILDCAT™ Sandblast

formerly Concord Sandblast



#### Construction:

**Tube:** Natural rubber

**Reinforcement:** 4-ply textile

**Cover:** SBR

#### Operating Temperature:

-40°C to +70°C  
(-40°F to +158°F)

#### Application:

- Conveys sand or shot for cleaning purposes
- Conveys sand from sandblast equipment to clean steel or concrete before painting or sealing

#### Markets:

- Construction
- Metal working
- Ship building

#### Type of Couplings:

- Sandblast couplings that attach to the O.D. of hose

Contact coupling manufacturer for attachment procedure and other coupling recommendations

# Part No.	Hose I.D.			Hose O.D.		Max Operating Pressure		Burst Pressure		Minimum Bend Radius		Weight		Length	
	DN	mm	in	mm	in	bar	psi	bar	psi	mm	in	kg/m	lbs/ft	mtr	ft
H003408-100	12	12,7	0.50	27,0	1.06	10,5	150	41	600	60	2.36	0,60	0.40	30,5	100
H003412-100	19	19,0	0.75	38,1	1.50	10,5	150	41	600	80	3.15	1,03	0.69	30,5	100
H003416-100	24	25,4	1.00	47,6	1.87	10,5	150	41	600	115	4.53	1,53	1.03	30,5	100
H003420-100	31	31,8	1.25	54,8	2.16	8,5	125	35	500	135	5.31	1,84	1.23	30,5	100
H003424-100	38	38,0	1.50	60,0	2.36	7,0	100	28	400	175	6.89	1,98	1.33	30,5	100
H003432-100	51	50,8	2.00	73,0	2.87	7,0	100	28	400	310	12,2	2.47	1.66	30,5	100

\*Abrasion loss value acc. DIN53516 ≤60mm³

# Material Handling

## Sandblast

**⚠** Refer to warnings and safety information on pages 0-1 – 0-16.

Use of damaged hose or improper use may result in bodily injury or property damage. Please consult Eaton catalog or Technical Support for proper application.

### EHC502

### Sandblast 2-ply – 60mm<sup>3</sup>

TS5928-EN ISO 3861



#### Construction:

**Tube:** Static dissipating synthetic rubber

**Reinforcement:** High-tensile synthetic textile with anti-static copper wire

**Cover:** Pin-pricked synthetic rubber

#### Operating Temperature:

-40°C to +70°C  
(-40°F to +158°F)

#### Application:

- Conveys sand or shot for cleaning purposes
- Conveys sand from sandblast equipment to clean steel or concrete before painting or sealing

#### Markets:

- Construction
- Metal working
- Ship building

#### Type of Couplings:

- Sandblast couplings that attach to the O.D. of hose


Contact coupling manufacturer for attachment procedure and other coupling recommendations

# Part No.			Hose I.D.			Hose O.D.		Max Operating Pressure		Burst Pressure		Minimum Bend Radius		Weight		Length	
			DN	mm	in	mm	in	bar	psi	bar	psi	mm	in	kg/m	lbs/ft	mtr	ft
EHC502-08-	MXX	100	12	12,7	0.50	25,4	1.00	10,5	150	31,0	450	125	4.92	0,45	0.30	40-61	100
EHC502-08A-	MXX	100	12	12,7	0.50	26,9	1.06	10,5	150	31,0	450	125	4.92	0,53	0.36	40-61	100
EHC502-08B-	MXX	100	12	12,7	0.50	28,5	1.12	10,5	150	31,0	450	125	4.92	0,60	0.40	40-61	100
EHC502-12-	MXX	100	19	19,0	0.75	38,0	1.50	10,5	150	31,0	450	190	7.48	0,97	0.65	40-61	100
EHC502-16-	MXX	100	24	25,4	1.00	47,0	1.85	10,5	150	31,0	450	250	9.84	1,38	0.93	40-61	100
EHC502-20-	MXX	100	31	31,8	1.25	47,6	1.87	10,5	150	31,0	450	320	12.60	1,11	0.75	40-61	100
EHC502-20A-	MXX	100	31	31,8	1.25	54,7	2.15	10,5	150	31,0	450	320	12.60	1,79	1.20	40-61	100
EHC502-24-	MXX	100	38	38,1	1.50	60,0	2.36	10,5	150	31,0	450	380	14.96	1,96	1.32	40-61	100
EHC502-32-	MXX	100	51	50,8	2.00	73,0	2.87	10,5	150	31,0	450	500	19.68	2,50	1.68	40-61	100

\*Abrasion loss value acc. DIN53516 ≤60mm<sup>3</sup>

# Material Handling

## Sandblast

 Refer to warnings and safety information on pages 0-1 – 0-16.

Use of damaged hose or improper use may result in bodily injury or property damage. Please consult Eaton catalog or Technical Support for proper application.

### EHC501

### Sandblast – 35mm<sup>3</sup>

TS5928 - EN ISO 3861



#### Construction:

**Tube:** Static dissipating synthetic rubber

**Reinforcement:** High-tensile synthetic textile with anti-static copper wire

**Cover:** Pin-pricked synthetic rubber

#### Operating Temperature:

-40°C to +70°C  
(-40°F to +158°F)

#### Application:

- Conveys sand or shot for cleaning purposes
- Conveys sand from sandblast equipment to clean steel or concrete before painting or sealing








#### Markets:

- Construction
- Metal working
- Ship building

#### Type of Couplings:

- Sandblast couplings that attach to the O.D. of hose

Contact coupling manufacturer for attachment procedure and other coupling recommendations

# Part No.			 Hose I.D.			 Hose O.D.		 Max Operating Pressure		 Burst Pressure		 Minimum Bend Radius		 Weight		 Length	
	mtr	ft	DN	mm	in	mm	in	bar	psi	bar	psi	mm	in	kg/m	lbs/ft	mtr	ft
EHC501-08-	MXX	100	12	12,7	0.50	25	0.98	12,1	175	36,0	525	125	4.92	0,41	0.27	40-61	100
EHC501-08A-	MXX	100	12	12,7	0.50	27	1.06	12,1	175	36,0	52'5	125	4.92	0,49	0.33	40-61	100
EHC501-10-	MXX	100	16	15,9	0.62	28	1.10	12,1	175	36,0	525	150	5.91	0,47	0.32	40-61	100
EHC501-10A-	MXX	100	16	15,9	0.62	30	1.18	12,1	175	36,0	525	150	5.91	0,57	0.38	40-61	100
EHC501-12-	MXX	100	19	19,0	0.75	30	1.18	12,1	175	36,0	525	190	7.48	0,48	0.32	40-61	100
EHC501-12A-	MXX	100	19	19,0	0.75	31	1.22	12,1	175	36,0	525	190	7.48	0,53	0.36	40-61	100
EHC501-12B-	MXX	100	19	19,0	0.75	33	1.30	12,1	175	36,0	525	190	7.48	0,65	0.44	40-61	100
EHC501-16-	MXX	100	24	25,4	1.00	39	1.54	12,1	175	36,0	525	250	9.84	0,81	0.55	40-61	100
EHC501-20-	MXX	100	31	31,8	1.25	48	1.89	12,1	175	36,0	525	320	12.60	1,16	0.78	40-61	100
EHC501-24-	MXX	100	38	38,1	1.50	54	2.13	12,1	175	36,0	525	380	14.96	1,33	0.89	40-61	100
EHC501-24A-	MXX	100	38	38,1	1.50	56	2.20	12,1	175	36,0	525	380	14.96	1,53	1.03	40-61	100
EHC501-28-	MXX	100	45	44,5	1.75	60	2.36	12,1	175	36,0	525	445	17.52	1,46	0.98	40-61	100
EHC501-28A-	MXX	10	45	44,5	1.75	63	2.48	12,1	175	36,0	525	445	17.52	1,81	1.22	40-61	100
EHC501-32-	MXX	100	51	50,8	2.00	69	2.72	12,1	175	36,0	525	500	19.68	2,02	1.36	40-61	100
EHC501-32A-	MXX	100	51	50,8	2.00	73	2.87	12,1	175	36,0	525	500	19.68	2,48	1.67	40-61	100
EHC501-40-	MXX	100	60	63,5	2.50	82	3.23	12,1	175	36,0	525	630	24.80	2,63	1.77	40-61	100
EHC501-48-	MXX	100	80	76,2	3.00	96	3.78	12,1	175	36,0	525	760	29.92	3,08	2.07	40-61	100
EHC501-64-	MXX	100	102	101,6	4.00	122	4.80	12,1	175	36,0	525	1000	39.37	4,21	2.83	40-61	100

\*Abrasion loss value acc. DIN53516 ≤35mm<sup>3</sup>

# Material Handling

## Sandblast

**⚠** Refer to warnings and safety information on pages 0-1 – 0-16.

Use of damaged hose or improper use may result in bodily injury or property damage. Please consult Eaton catalog or Technical Support for proper application.

### EHC500

### Sandblast – 60mm<sup>3</sup>

TS 5928 - EN ISO 3861



#### Construction:

**Tube:** Static dissipating synthetic rubber

**Reinforcement:** High-tensile synthetic textile with anti-static copper wire

**Cover:** Pin-pricked synthetic rubber

#### Operating Temperature:

-40°C to +70°C  
(-40°F to +158°F)

#### Application:

- Conveys sand or shot for cleaning purposes
- Conveys sand from sandblast equipment to clean steel or concrete before painting or sealing








#### Markets:

- Construction
- Metal working
- Ship building

#### Type of Couplings:

- Sandblast couplings that attach to the O.D. of hose

Contact coupling manufacturer for attachment procedure and other coupling recommendations

# Part No.			 Hose I.D.			 Hose O.D.		 Max Operating Pressure		 Burst Pressure		 Minimum Bend Radius		 Weight		 Length	
	mtr	ft	DN	mm	in	mm	in	bar	psi	bar	psi	mm	in	kg/m	lbs/ft	mtr	ft
EHC500-08-	MXX	100	12	12,7	0.50	25	0.98	12,1	175	36,0	525	125	4.92	0,41	0.28	40-61	100
EHC500-08A-	MXX	100	12	12,7	0.50	27	1.06	12,1	175	36,0	525	125	4.92	0,50	0.33	40-61	100
EHC500-10-	MXX	100	16	15,9	0.62	28	1.10	12,1	175	36,0	525	150	5.91	0,48	0.32	40-61	100
EHC500-10A-	MXX	100	16	15,9	0.62	30	1.18	12,1	175	36,0	525	150	5.91	0,58	0.39	40-61	100
EHC500-12-	MXX	100	19	19,0	0.75	30	1.18	12,1	175	36,0	525	190	7.48	0,49	0.33	40-61	100
EHC500-12A-	MXX	100	19	19,0	0.75	31	1.22	12,1	175	36,0	525	190	7.48	0,53	0.36	40-61	100
EHC500-12B-	MXX	100	19	19,0	0.75	33	1.30	12,1	175	36,0	525	190	7.48	0,65	0.44	40-61	100
EHC500-16-	MXX	100	24	25,4	1.00	39	1.54	12,1	175	36,0	525	250	9.84	0,81	0.55	40-61	100
EHC500-20-	MXX	100	31	31,8	1.25	48	1.89	12,1	175	36,0	525	320	12.60	1,16	0.78	40-61	100
EHC500-24-	MXX	100	38	38,1	1.50	54	2.13	12,1	175	36,0	525	380	14.96	1,34	0.90	40-61	100
EHC500-24A-	MXX	100	38	38,1	1.50	56	2.20	12,1	175	36,0	525	380	14.96	1,53	1.03	40-61	100
EHC500-28-	MXX	100	45	44,5	1.75	60	2.36	12,1	175	36,0	525	445	17.52	1,47	0.99	40-61	100
EHC500-28A-	MXX	100	45	44,5	1.75	63	2.48	12,1	175	36,0	525	445	17.52	1,82	1.22	40-61	100
EHC500-32-	MXX	100	51	50,8	2.00	69	2.72	12,1	175	36,0	525	500	19.68	2,03	1.36	40-61	100
EHC500-32A-	MXX	100	51	50,8	2.00	73	2.87	12,1	175	36,0	525	500	19.68	2,48	1.67	40-61	100
EHC500-40-	MXX	100	60	63,5	2.50	82	3.23	12,1	175	36,0	525	630	24.80	2,63	1.77	40-61	100
EHC500-48-	MXX	100	80	76,2	3.00	96	3.78	12,1	175	36,0	525	760	29.92	3,09	2.08	40-61	100
EHC500-64-	MXX	100	102	101,6	4.00	122	4.80	12,1	175	36,0	525	1000	39.37	4,22	2.84	40-61	100

\*Abrasion loss value acc. DIN53516 ≤60mm<sup>3</sup>

# Eaton Industrial Reminder

## Proper Hose Handling



### Proper Hose Handling

Proper hose handling can help preserve hose assembly life and work environment safety. Therefore, consider the following points when handling hose assemblies.

- Avoid crushing or kinking the hose. This can cause severe damage to the reinforcement that isn't always obvious when looking at the cover.
- Do not drag the hose or lift a large bore hose from the middle of its length with the ends hanging down. Doing so can cause kinking, cover cuts, hose reinforcement damage, and coupling damage.
- Limit curvature of the hose to the minimum bend radius recommended by the manufacturer. Also avoid sharp bends at the end fittings and the manifold connections.
- Do not exceed pressure and temperature limits because this could damage the hose and ultimately result in serious bodily injury or property damage. Monitor pressure and temperature during hose use.
- Never allow chemicals, solvents, or any other hazardous materials to drip onto ground. Always comply with environmental laws.
- Never allow chemicals to drip on the exterior of a hose or allow hose to lay in a pool of chemicals. The hose cover may not have the chemical resistance of the tube. If a corrosive material comes into contact with the hose reinforcement, the result could be early hose failure.
- Avoid extreme flexing of the hose near the coupling. If necessary, use elbows in the piping system to assure a straight line connection with the hose.
- Protect hose from heat, flame, cutting and twisting. Use shields or clamps to do this.
- Support hose to avoid mechanical strain on couplings.
- Be aware that dropping or dragging the assembly, chemical incompatibility, exposure to temperature extremes, or extensive internal coupling abrasion can cause leaks and reduce coupling retention.

# Oil and Gas Exploration

## Frac and Well Service

EHP001 BLACKCAT™ FRAC .....	H-4
H0377 Kelly Power Drilling .....	H-5

## Suction and Discharge

EHM005 Hard Wall Material Handling S & D .....	H-6
EHP005 Hard Wall Oilfield S & D .....	H-7
EHP004 Heavy Duty Oilfield Liquid Mud S & D .....	H-8
EHP007 Oilfield Suction .....	H-9
EHP009 Oilfield Vacuum .....	H-10
EHP002 Oilfield Mud S & D .....	H-11

## Discharge

EHM004 Soft Wall Material Handling Discharge .....	H-12
EHP003 Heavy Duty Oilfield Liquid Mud Discharge ...	H-13
EHW007 Soft Wall Water Discharge .....	H-14

## Potable Water

EHF007 Heavy Duty Potable Water S & D .....	H-15
EHF006 Soft Wall Potable Water Discharge .....	H-16

## Chemical

EHC019 Hard Wall Heavy Duty UHMW-PE S & D .....	H-17
EHC018 Hard Wall Heavy Duty Chemical S & D .....	H-18



# Oil and Gas Exploration

## Frac and Well Service

### EHP001 BLACKCAT™ FRAC



**Application:** Petroleum based fluids, non-potable and salt water, fracturing solutions and slurries

**Tube:** Nitrile blend (RMA Class A) **Reinforcement:** 4-ply polyester fabric

**Cover:** BRUISER™ abrasion resistant cover

**Temp:** -40°C to +93°C, (-40°F to +200°F)

**Pressure:** 28 bar / 400 psi

### H0377 Kelly Power Drilling



**Application:** Rotary drilling: portable drilling, work-over rigs and slim hole rigs

**Tube:** Nitrile/Hypalon blend **Reinforcement:** 4-spiral wire **Cover:** Neoprene

**Temp:** -40°C to +121°C, (-40°F to +250°F)

**Pressure:** 207 bar / 3000 psi

## Suction and Discharge

### EHM005 Hard Wall Material Handling S & D



**Application:** Suction and discharge of abrasive materials, barite bentonite

**Tube:** Static dissipating synthetic rubber **Reinforcement:** High-tensile synthetic textile with helical wire and anti-static copper wire

**Cover:** Synthetic rubber

**Temp:** -40°C to +70°C, (-40°F to +158°F)

**Pressure:** 10,5 bar / 150 psi

### EHP005 Hard Wall Oilfield S & D



**Application:** Suction and discharge of heavy-duty petroleum products with aromatic content up to 50%

**Tube:** NBR blend **Reinforcement:** High-tensile synthetic textile and anti-static copper wire **Cover:** CR blend

**Temp:** -35°C to +80°C, (-31°F to +176°F)

**Pressure:** 10,5-17,2 bar / 150-250 psi

### EHP004 Heavy Duty Oilfield Liquid Mud S & D



**Application:** Suction and discharge of high pressure liquid mud, mineral oils, etc.

**Tube:** NBR blend **Reinforcement:** High-tensile synthetic textile with dual steel helical wire and anti-static copper wire **Cover:** CR blend

**Temp:** -35°C to +80°C, (-31°F to +176°F)

**Pressure:** 41 bar / 600 psi

### EHP007 Oilfield Suction



**Application:** Transfer drilling mud or crude oil, and petroleum products with aromatic content up to 50%

**Tube:** Nitrile blend **Reinforcement:** High-tensile synthetic textile - single steel helical wire; and dual on 8" & 10" with an anti-static copper wire

**Cover:** Nitrile blend

**Temp:** -35°C to +70°C, (-31°F to +158°F)

**Pressure:** 10,5 bar / 150 psi

### EHP009 Oilfield Vacuum



**Application:** Transfer applications drilling mud or crude oil. Not recommended for refined petroleum products

**Tube:** Nitrile blend **Reinforcement:** High-tensile synthetic textile with dual steel helical wires **Cover:** Corrugated Synthetic rubber

**Temp:** -30°C to +80°C, (-22°F to +176°F)

**Pressure:** 10,5 bar / 150 psi

### EHP002 Oilfield Mud S & D



**Application:** Transfer drilling mud. Not for refined petroleum products

**Tube:** Synthetic rubber **Reinforcement:** High-tensile synthetic textile, single steel or dual helical wires **Cover:** SBR blend

**Temp:** -25°C to +70°C, (-13°F to +158°F)

**Pressure:** 10,5 bar / 150 psi

## Discharge

### EHM004 Soft Wall Material Handling Discharge



**Application:** Discharge of abrasive materials including barite bentonite

**Tube:** Static dissipating synthetic rubber **Reinforcement:** High-tensile synthetic textile and anti-static copper wire **Cover:** Synthetic rubber

**Temp:** -40°C to +70°C, (-40°F to +158°F)

**Pressure:** 10,5-13,8 bar / 150-200 psi

### EHP003 Heavy Duty Oilfield Liquid Mud Discharge



**Application:** Discharge of high pressure liquid mud, mineral oils, etc.

**Tube:** CR blend **Reinforcement:** High-tensile synthetic textile with and anti-static copper wire **Cover:** CR blend

**Temp:** -35°C to +80°C, (-31°F to +176°F)

**Pressure:** 41 bar / 600 psi

### EHW007 Soft Wall Water Discharge



**Application:** Water discharge

**Tube:** NBR blend **Reinforcement:** High-tensile synthetic textile

**Cover:** CR

**Temp:** -35°C to +80°C, (-31°F to +176°F)

**Pressure:** 7,0-10,5 bar / 100-150 psi

## Potable Water

### EHF007 Heavy Duty Potable Water S & D



**Application:** Suction and discharge of potable water

**Tube:** SBR blend **Reinforcement:** High-tensile synthetic textile, steel helical wire **Cover:** EPDM

**Temp:** -30°C to +70°C, (-22°F to +158°F)

**Pressure:** 17,2 bar / 250 psi

### EHF006 Soft Wall Potable Water Discharge



**Application:** Discharge of potable water

**Tube:** SBR blend **Reinforcement:** High-tensile synthetic textile

**Cover:** EPDM

**Temp:** -30°C to +70°C, (-22°F to +158°F)

**Pressure:** 8,0-10,0 bar / 115-145 psi

## Chemical

### EHC019 Hard Wall Heavy Duty UHMW-PE S & D



**Application:** Suction and discharge of corrosive chemicals and solvents

**Tube:** UHMW-PE **Reinforcement:** High-tensile synthetic textile, dual steel helical wire and anti-static copper wire **Cover:** EPDM

**Temp:** -40°C to +80°C, (-40°F to +176°F)

**Pressure:** 17,2 bar / 250 psi

### EHC018 Hard Wall Heavy Duty Chemical S & D



**Application:** Suction and discharge of corrosive chemicals and solvents

**Tube:** PE blend **Reinforcement:** High-tensile synthetic textile, dual steel helical wire and anti-static copper wire **Cover:** EPDM

**Temp:** -40°C to +80°C, (-40°F to +176°F)

**Pressure:** 10,5 bar / 150 psi



# Oil and Gas Exploration

## Introduction and Safety Information



### Pressure and Vacuum Rated

- Eaton manufactures braided and spiral hoses using the latest technology in wire and synthetic yarns. As a result, Eaton hoses are pressure and vacuum resistant, as well as flexible and easy to handle.

### Quality Assured

- Value through design and quality control assures you of maximum performance from Eaton products.

## Oil and Gas Exploration Hose Safety Information

### Important!

**⚠ WARNING:** Testing can be dangerous and should be done only by trained personnel using proper tools and procedures. Failure to follow such procedures might result in serious injury, death, or damage to property.

**⚠ WARNING:** Failure to properly follow the manufacturer's recommended procedures for the care, maintenance, and storage of a particular hose may result in its failure to perform in the manner intended and may result in serious injury, death, or damage to property.

**⚠ WARNING:** Never use a hose to transfer material it is not specifically meant to transfer. Doing so could deteriorate the hose and result in leaking, hose bursting, or end blow-offs. This could lead to serious personal injury or death. Always transfer material in a hose that is designed specifically to transfer that material. This information is listed in this catalog.


**⚠ WARNING:** Consider both working pressure and pressure surges when determining "maximum" pressure. Failure to select a hose that meets both these requirements could lead to end blow-offs, hose leakage, and hose bursting. The result could be serious injury or death. The Eaton hose you choose must meet or exceed the required working pressure, and must have a safety factor to allow for surge pressure.

**⚠ WARNING:** Do not use hose at temperatures that exceed the hose temperature rating. Doing so could deteriorate the hose, leading to leaks, hose bursting, and end blow-offs. This could result in serious personal injury or death.

**⚠ WARNING:** Selection of the proper hose for the application is essential to the proper operation and safe use of the hose and related equipment. Inadequate attention to selection of hose for the application can result in serious bodily injury or property damage. In order to avoid serious bodily injury or property damage resulting from selection of the wrong hose, you should carefully review the information in this catalog.

# Oil and Gas Exploration

## Frac and Well Service

 Refer to warnings and safety information on pages O-1 – O-16.

Use of damaged hose or improper use may result in bodily injury or property damage. Please consult Eaton catalog or Technical Support for proper application.

### EHP001

### BLACKCAT™ FRAC



#### Construction:

**Tube:** Nitrile blend (RMA Class A)

**Reinforcement:** 4-ply polyester fabric

**Cover:** BRUISER™ abrasion resistant cover

#### Operating Temperature:

-40°C to +93°C  
(-40°F to +200°F)

#### Application:

- Petroleum based fluids, non-potable and salt water, fracturing solutions, and slurries

#### Markets:

- Oil and gas exploration
- Well service
- Fracking industry

#### Type of Couplings:


- King crimp style combination nipples
- One-piece hammer union frac fitting

Contact coupling manufacturer for attachment procedure and other coupling recommendations

# Part No.	Hose I.D.		Hose O.D.		Max Operating Pressure		Burst Pressure		Minimum Bend Radius		Weight		Length		
	DN	mm	in	mm	in	bar	psi	bar	psi	mm	in	kg/m	lbs/ft	mtr	ft
EHP00148	80	76,2	3.00	93,7	3.69	28	400	110	1600	762	30.0	3,08	2.07	15,3	50
EHP00148-100	80	76,2	3.00	93,7	3.69	28	400	110	1600	762	30.0	3,08	2.07	30,5	100
EHP00164	102	101,6	4.00	118,7	4.67	28	400	110	1600	1016	40.0	3,58	2.43	15,3	50
EHP00164-100	102	101,6	4.00	118,7	4.67	28	400	110	1600	1016	40.0	3,58	2.43	30,5	100

# Oil and Gas Exploration

## Frac and Well Service

 Refer to warnings and safety information on pages 0-1 – 0-16.

Use of damaged hose or improper use may result in bodily injury or property damage. Please consult Eaton catalog or Technical Support for proper application.

**H0377**

### Kelly Power Drilling



**Construction:**

**Tube:** Nitrile/Hypalon blend

**Reinforcement:**  
4-spiral wire

**Cover:** Neoprene

**Operating Temperature:**

-40°C to +121°C  
(-40°F to +250°F)

**Application:**

- Rotary drilling on portable drilling rigs, work over rigs and slim hole rigs

**Markets:**

- Oil and gas exploration
- Well service
- Fracking industry

**Type of Couplings:**


- 430 "U" Series
- Unions
- Boss male

Contact coupling manufacturer for attachment procedure and other coupling recommendations

# Part No.	DN	Hose I.D.		Hose O.D.		Max Operating Pressure		Burst Pressure		Minimum Bend Radius		Weight		Length	
		mm	in	mm	in	bar	psi	bar	psi	mm	in	kg/m	lbs/ft	mtr	ft
H037732	51	50,8	2.00	66,7	2.63	207	3000	830	12000	635	25.00	4,61	3.10	15,2	50
H037732-100	51	50,8	2.00	66,7	2.63	207	3000	830	12000	635	25.00	4,61	3.10	30,5	100

# Oil and Gas Exploration

## Suction & Discharge

 Refer to warnings and safety information on pages 0-1 – 0-16.

Use of damaged hose or improper use may result in bodily injury or property damage. Please consult Eaton catalog or Technical Support for proper application.

### EHM005

### Hard Wall Material Handling Suction & Discharge



#### Construction:

**Tube:** Static dissipating synthetic rubber

**Reinforcement:** High-tensile synthetic textile with helical wire and anti-static copper wire

**Cover:** Weather and ozone resistant synthetic rubber

#### Application:

- For suction and discharge of abrasive materials including barite bentonite

#### Markets:

- Construction
- In-plant transfer
- Tank truck
- Bottling plant
- Coal plant
- Well service
- Oil and gas exploration









#### Type of Couplings:

- Cam and groove
- Combination nipple

Contact coupling manufacturer for attachment procedure and other coupling recommendations


#### Operating Temperature:

-40°C to +70°C  
(-40°F to +158°F)

# Part No.			 Hose I.D.			 Hose O.D.		 Max Oper Pressure		 Burst Pressure		 Minimum Bend Radius		 Vacuum		 Weight		 Length	
	mtr	ft	DN	mm	in	mm	in	bar	psi	bar	psi	mm	in	kPa	in/Hg	kg/m	lbs/ft	mtr	ft
EHM005-64-	MXX	100	102	101,6	4.00	123	4.84	10,5	150	41	600	1020	40.16	80,0	24	5,37	3.61	40-61	100
EHM005-80-	MXX	100	130	127,0	5.00	149	5.87	10,5	150	41	600	1270	50.00	80,0	24	6,97	4.68	40-61	100
EHM005-96-	MXX	100	150	152,4	6.00	174	6.85	10,5	150	41	600	1520	59.84	80,0	24	8,71	5.85	40-61	100

# Oil and Gas Exploration

## Suction & Discharge

 Refer to warnings and safety information on pages 0-1 – 0-16.

Use of damaged hose or improper use may result in bodily injury or property damage. Please consult Eaton catalog or Technical Support for proper application.

### EHP005

### Hard Wall Oilfield Suction & Discharge



#### Construction:

**Tube:** NBR

**Reinforcement:** High-tensile synthetic textile and anti-static copper wire

**Cover:** CR rubber

#### Operating Temperature:

-35°C to +80°C  
(-31°F to +176°F)

#### Application:

- For suction and discharge of heavy-duty petroleum products

For use with petroleum products with aromatic content up to 50%









#### Markets:

- Oil rig platform
- Tankers
- Barges
- Oil and gas exploration

#### Type of Couplings:


- Cam and groove
- Combination nipple

Contact coupling manufacturer for attachment procedure and other coupling recommendations

# Part No.																			
	mtr	ft	DN	mm	in	mm	in	bar	psi	bar	psi	mm	in	kPa	in/Hg	kg/m	lbs/ft	mtr	ft
EHP005-48-	MXX	100	80	76,2	3.00	93,5	3.68	17,2	250	70	1000	608	23.94	80,0	24	3,63	2.44	40-61	100
EHP005-64-	MXX	100	102	101,6	4.00	118,5	4.67	17,2	250	70	1000	816	32.13	80,0	24	4,80	3.23	40-61	100
EHP005-80-	MXX	100	130	127,0	5.00	149,0	5.87	10,5	150	41	600	1000	39.37	80,0	24	7,59	5.10	40-61	100
EHP005-96-	MXX	100	150	152,4	6.00	174,0	6.85	10,5	150	41	600	1216	47.87	80,0	24	9,36	6.29	40-61	100
EHP005-128-	M20	20	200	203,2	8.00	230,0	9.06	10,5	150	41	600	1624	63.94	80,0	24	15,39	10.35	20	20

# Oil and Gas Exploration

## Suction & Discharge

 Refer to warnings and safety information on pages 0-1 – 0-16.

Use of damaged hose or improper use may result in bodily injury or property damage. Please consult Eaton catalog or Technical Support for proper application.

### EHP004

### Heavy Duty Oilfield Liquid Mud Suction & Discharge



#### Construction:

**Tube:** Synthetic rubber

**Reinforcement:** High-tensile synthetic textile with dual steel helical wire and anti-static copper wire

**Cover:** CR rubber

#### Operating Temperature:

-35°C to +80°C  
(-31°F to +176°F)

#### Application:

- For suction and discharge of high pressure liquid mud, mineral oils, etc.

#### Markets:

- Oil rig platform
- Oil and gas exploration

#### Type of Couplings:


- Cam and Groove
- Combination nipple

Contact coupling manufacturer for attachment procedure and other coupling recommendations

# Part No.			Hose I.D.		Hose O.D.		Max Oper Pressure		Burst Pressure		Minimum Bend Radius		Vacuum		Weight		Length		
			mm	in	mm	in	bar	psi	bar	psi	mm	in	kPa	in/Hg	kg/m	lbs/ft	mtr	ft	
EHP004-64-	MXX	200	102	101,6	4.00	127	5.00	41,0	600	165	2400	1020	40.16	80,0	24	6,91	4.65	40-61	200
EHP004-80-	MXX	200	130	127,0	5.00	153	6.02	41,0	600	165	2400	1279	50.35	80,0	24	9,70	6.52	40-61	200

# Oil and Gas Exploration

## Suction & Discharge

 Refer to warnings and safety information on pages 0-1 – 0-16.

Use of damaged hose or improper use may result in bodily injury or property damage. Please consult Eaton catalog or Technical Support for proper application.

### EHP007

### Oilfield Suction



#### Construction:

**Tube:** Nitrile blend

**Reinforcement:** High-tensile synthetic textile with a single steel helical wire for smaller sizes and dual helical wire available on 8.00" and 10.00" and an anti-static copper wire

**Cover:** Nitrile/PVC

#### Operating Temperature:

-35°C to +70°C  
(-31°F to +158°F)

#### Application:

- For transfer applications such as drilling mud or crude oil
- For use with petroleum products with aromatic content up to 50%









#### Markets:

- Oil and gas exploration
- Well service
- Fracking industry

#### Type of Couplings:


- Cam and groove
- Male NPT
- Unions

Contact coupling manufacturer for attachment procedure and other coupling recommendations

# Part No.																			
	mtr	ft	DN	mm	in	mm	in	bar	psi	bar	psi	mm	in	kPa	in/Hg	kg/m	lbs/ft	mtr	ft
EHP007-24-	MXX	100	38	38,1	1.50	49,0	1.93	10,5	150	31	450	110	4.33	94,8	28	1,11	0.75	40-61	100
EHP007-32-	MXX	100	51	50,8	2.00	63,0	2.48	10,5	150	31	450	170	6.69	94,8	28	1,58	1.06	40-61	100
EHP007-40-	MXX	100	60	63,5	2.50	76,0	2.99	10,5	150	31	450	210	8.27	94,8	28	2,04	1.37	40-61	100
EHP007-48-	MXX	100	80	76,2	3.00	89,0	3.50	10,5	150	31	450	230	9.06	94,8	28	2,69	1.81	40-61	100
EHP007-64-	MXX	100	102	101,6	4.00	117,0	4.61	10,5	150	31	450	400	15.75	94,8	28	3,90	2.62	40-61	100
EHP007-96-	MXX	100	150	152,4	6.00	170,0	6.69	10,5	150	31	450	675	26.57	94,8	28	7,56	5.08	40-61	100
EHP007-128-	MXX	20	200	203,2	8.00	228,0	8.98	10,5	150	31	450	1025	40.35	80,0	24	13,79	9.27	10	20
EHP007-128-	MXX	25	200	203,2	8.00	228,0	8.98	10,5	150	31	450	1025	40.35	80,0	24	13,79	9.27	10	25
EHP007-160-	MXX	20	250	254,0	10.00	282,0	11.10	10,5	150	31	450	1450	57.09	80,0	24	18,30	12.30	10	20
EHP007-160-	MXX	25	250	254,0	10.00	282,0	11.10	10,5	150	31	450	1450	57.09	80,0	24	18,30	12.30	10	25

# Oil and Gas Exploration

## Suction & Discharge

 Refer to warnings and safety information on pages 0-1 – 0-16.

Use of damaged hose or improper use may result in bodily injury or property damage. Please consult Eaton catalog or Technical Support for proper application.

### EHP009

### Oilfield Vacuum



#### Construction:

**Tube:** Nitrile blend

**Reinforcement:** High-tensile synthetic textile with dual steel helical wires

**Cover:** Corrugated SBR blend

#### Operating Temperature:

-30°C to +80°C  
(-22°F to +176°F)

#### Application:

- For transfer applications such as drilling mud or crude oil

Not recommended for refined petroleum products









#### Markets:

- Oil and gas exploration
- Well service
- Fracking industry

#### Type of Couplings:

- Cam and groove
- Male NPT
- Unions

Contact coupling manufacturer for attachment procedure and other coupling recommendations

# Part No.																			
	mtr	ft	DN	mm	in	mm	in	bar	psi	bar	psi	mm	in	kPa	in/Hg	kg/m	lbs/ft	mtr	ft
EHP009-24-	MXX	100	38	38,1	1.50	45,1	1.78	10,5	150	31	450	115	4.53	94,8	28	1,07	0.72	40-61	100
EHP009-32-	MXX	100	51	50,8	2.00	61,1	2.41	10,5	150	31	450	145	5.71	94,8	28	1,58	1.06	40-61	100
EHP009-40-	MXX	100	60	63,5	2.50	80,5	3.17	10,5	150	31	450	195	7.68	94,8	28	2,12	1.42	40-61	100
EHP009-48-	MXX	100	80	76,2	3.00	90,9	3.58	10,5	150	31	450	240	9.45	94,8	28	2,70	1.81	40-61	100
EHP009-64-	MXX	100	102	101,6	4.00	116,4	4.58	10,5	150	31	450	340	13.39	94,8	28	3,87	2.60	40-61	100
EHP009-96-	MXX	100	150	152,4	6.00	171,4	6.75	10,5	150	31	450	650	25.59	80,0	24	7,57	5.09	40-61	100
EHP009-128-	MXX	20	200	203,2	8.00	224,5	8.84	10,5	150	31	450	900	35.43	80,0	24	13,52	9.09	10	20
EHP009-128-	MXX	25	200	203,2	8.00	224,5	8.84	10,5	150	31	450	900	35.43	80,0	24	13,52	9.09	10	25
EHP009-160-	MXX	20	250	254,0	10.00	276,5	10.88	10,5	150	31	450	1400	55.12	80,0	24	17,89	12.02	10	20
EHP009-160-	MXX	25	250	254,0	10.00	276,4	10.88	10,5	150	31	450	1400	55.12	80,0	24	17,89	12.02	10	25



### EHP002

### Oilfield Mud Suction & Discharge



#### Construction:

**Tube:** Synthetic and natural rubber blend

**Reinforcement:** High-tensile synthetic textile and a single steel helical wire available on smaller sizes and dual helical wires available for 8.00" through 12.00"

**Cover:** SBR blend

#### Operating Temperature:

-25°C to +70°C  
(-13°F to +158°F)

#### Application:

- For transfer applications such as drilling mud

Not recommended for refined petroleum products









#### Markets:

- Oil and gas exploration
- Well service
- Fracking industry

#### Type of Couplings:


- Cam and groove
- Male NPT
- Unions

Contact coupling manufacturer for attachment procedure and other coupling recommendations

# Part No.			 Hose I.D.			 Hose O.D.			 Max Oper Pressure		 Burst Pressure		 Minimum Bend Radius		 Vacuum		 Weight		 Length	
	mtr	ft	DN	mm	in	mm	in	bar	psi	bar	psi	mm	in	kPa	in/Hg	kg/m	lbs/ft	mtr	ft	
EHP002-16-	MXX	100	25	25,4	1.00	34,0	1.34	10,5	150	31	450	90	3.54	94,8	28	0,60	0.40	40-61	100	
EHP002-24-	MXX	100	38	38,1	1.50	48,0	1.89	10,5	150	31	450	135	5.31	94,8	28	1,11	0.75	40-61	100	
EHP002-32-	MXX	100	51	50,8	2.00	62,0	2.44	10,5	150	31	450	200	7.87	94,8	28	1,68	1.13	40-61	100	
EHP002-40-	MXX	100	60	63,5	2.50	75,0	2.95	10,5	150	31	450	270	10.63	94,8	28	2,12	1.42	40-61	100	
EHP002-48-	MXX	100	80	76,2	3.00	89,0	3.50	10,5	150	31	450	340	13.39	94,8	28	2,75	1.85	40-61	100	
EHP002-64-	MXX	100	102	101,6	4.00	115,0	4.53	10,5	150	31	450	450	17.72	94,8	28	3,81	2.56	40-61	100	
EHP002-96-	MXX	100	150	152,4	6.00	168,0	6.61	10,5	150	31	450	700	27.56	94,8	28	7,19	4.83	40-61	100	
EHP002-128-	MXX	20	200	203,2	8.00	225,0	8.86	10,5	150	31	450	1100	43.31	80,0	24	13,22	8.88	20	20	
EHP002-128-	MXX	25	200	203,2	8.00	225,0	8.86	10,5	150	31	450	1100	43.31	80,0	24	13,22	8.88	20	25	
EHP002-160-	MXX	20	250	254,0	10.00	279,0	10.98	10,5	150	31	450	1500	59.06	80,0	24	18,26	12.27	10	20	
EHP002-160-	MXX	25	250	254,0	10.00	279,0	10.98	10,5	150	31	450	1500	59.06	80,0	24	18,26	12.27	10	25	
EHP002-192-	MXX	20	305	304,8	12.00	329,0	12.95	10,5	150	31	450	1900	74.80	80,0	24	20,68	13.90	10	20	
EHP002-192-	MXX	25	305	304,8	12.00	329,0	12.95	10,5	150	31	450	1900	74.80	80,0	24	20,68	13.90	10	25	

# Oil and Gas Exploration

## Discharge

 Refer to warnings and safety information on pages 0-1 – 0-16.

Use of damaged hose or improper use may result in bodily injury or property damage. Please consult Eaton catalog or Technical Support for proper application.

### EHM004

### Soft Wall Material Handling Discharge



#### Construction:

**Tube:** Static dissipating synthetic rubber

**Reinforcement:** High-tensile synthetic textile and anti-static copper wire

**Cover:** Weather and ozone resistant synthetic rubber

#### Operating Temperature:

-40°C to +70°C  
(-40°F to +158°F)

#### Application:

- For discharge of abrasive materials including barite bentonite








#### Markets:

- Construction
- In-plant transfer
- Tank truck
- Bottling plant
- Coal plant
- Well service
- Oil and gas exploration

#### Type of Couplings:

- Cam and groove
- Combination nipple

Contact coupling manufacturer for attachment procedure and other coupling recommendations

# Part No.			 Hose I.D.			 Hose O.D.		 Max Oper Pressure		 Burst Pressure		 Minimum Bend Radius		 Weight		 Length	
	mtr	ft	DN	mm	in	mm	in	bar	psi	bar	psi	mm	in	kg/m	lbs/ft	mtr	ft
EHM004-48-	MXX	100	80	76,2	3.00	97	3.82	13,8	200	55,0	800	760	29.92	3,24	2.18	40-61	100
EHM004-64-	MXX	100	102	101,6	4.00	123	4.84	10,5	150	41,0	600	1020	40.16	4,50	3.03	40-61	100
EHM004-80-	MXX	100	130	127,0	5.00	149	5.87	10,5	150	41,0	600	1270	50.00	5,82	3.91	40-61	100
EHM004-96-	MXX	100	150	152,4	6.00	174	6.85	10,5	150	41,0	600	1520	59.84	6,63	4.46	40-61	100

### EHP003

### Heavy Duty Oilfield Liquid Mud Discharge



#### Construction:

**Tube:** Synthetic rubber

**Reinforcement:** High-tensile synthetic textile with and anti-static copper wire

**Cover:** CR rubber

#### Operating Temperature:

-35°C to +80°C  
(-31°F to +176°F)

#### Application:

- For discharge of high pressure liquid mud, mineral oils, etc.

#### Markets:

- Oil rig platform
- Oil and gas exploration

#### Type of Couplings:


- Cam and groove

Contact coupling manufacturer for attachment procedure and other coupling recommendations

# Part No.			Hose I.D.			Hose O.D.		Max Oper Pressure		Burst Pressure		Minimum Bend Radius		Weight		Length	
			DN	mm	in	mm	in	bar	psi	bar	psi	mm	in	kg/m	lbs/ft	mtr	ft
EHP003-48-	MXX	200	80	76,2	3.00	97	3.82	41,0	600	165	2400	760	29.92	3,73	2.51	40-61	200
EHP003-64-	MXX	200	102	101,6	4.00	126	4.96	41,0	600	165	2400	1020	40.16	5,69	3.83	40-61	200

# Oil and Gas Exploration

## Discharge

 Refer to warnings and safety information on pages O-1 – O-16.

Use of damaged hose or improper use may result in bodily injury or property damage. Please consult Eaton catalog or Technical Support for proper application.

### EHW007

### Soft Wall Water Discharge



**Construction:**

**Tube:** NBR blend

**Reinforcement:** High-tensile synthetic textile

**Cover:** CR blend

**Operating Temperature:**

-35°C to +80°C  
(-31°F to +176°F)

**Application:**

- For water discharge







**Markets:**

- Construction
- Industrial
- Oil and gas exploration

**Type of Couplings:**

- Cam and groove

Contact coupling manufacturer for attachment procedure and other coupling recommendations

# Part No.			 Hose I.D.			 Hose O.D.		 Max Oper Pressure		 Burst Pressure		 Weight		 Length	
			mtr	ft	DN	mm	in	mm	in	bar	psi	bar	psi	kg/m	lbs/ft
EHW007-48-	MXX	100	80	76,2	3.00	93	3.66	10,5	150	41	600	3,06	2.06	40-61	100
EHW007-64-	MXX	100	102	101,6	4.00	118	4.65	10,5	150	41	600	4,00	2.69	40-61	100
EHW007-80-	MXX	100	130	127,0	5.00	144	5.67	7,0	100	28	400	5,05	3.39	40-61	100
EHW007-96-	MXX	100	150	152,4	6.00	169	6.65	7,0	100	28	400	5,70	3.83	40-61	100

### EHF007

### Heavy Duty Potable Water Suction & Discharge



#### Construction:

**Tube:** SBR blend  
FDA approved material and European requirements

**Reinforcement:** High-tensile synthetic textile with steel helical wire

**Cover:** EPDM rubber

#### Operating Temperature:

-30°C to +70°C  
(-22°F to +158°F)

#### Application:

- For suction and discharge of potable water









#### Markets:

- Food processing
- Tank truck
- Oil and gas exploration

#### Type of Couplings:


- Cam and groove
- Combination nipple

Contact coupling manufacturer for attachment procedure and other coupling recommendations

# Part No.																			
	mtr	ft	DN	mm	in	mm	in	bar	psi	bar	psi	mm	in	kPa	in/Hg	kg/m	lbs/ft	mtr	ft
EHF007-48-	MXX	200	80	76,2	3.00	97	3.82	17,2	250	70	1000	608	23.94	80,0	24	4,37	2.94	40-61	200
EHF007-64-	MXX	200	102	101,6	4.00	119	4.69	17,2	250	70	1000	816	32.13	80,0	24	4,57	3.07	40-61	200

# Oil and Gas Exploration

## Potable Water

 Refer to warnings and safety information on pages O-1 – O-16.

Use of damaged hose or improper use may result in bodily injury or property damage. Please consult Eaton catalog or Technical Support for proper application.

### EHF006

### Soft Wall Potable Water Discharge



#### Construction:

**Tube:** SBR blend  
FDA approved material and European requirements

**Reinforcement:** High-tensile synthetic textile

**Cover:** EPDM rubber

#### Operating Temperature:

-30°C to +70°C  
(-22°F to +158°F)

#### Application:

- For discharge of potable water








#### Markets:

- Food processing
- Tank truck
- Dairy processing
- Milk processing
- Oil and gas exploration

#### Type of Couplings:

- Cam and groove
- Combination nipple

Contact coupling manufacturer for attachment procedure and other coupling recommendations

# Part No.			 Hose I.D.			 Hose O.D.		 Max Oper Pressure		 Burst Pressure		 Minimum Bend Radius		 Weight		 Length	
			mtr	ft	DN	mm	in	mm	in	bar	psi	bar	psi	mm	in	kg/m	lbs/ft
EHF006-48-	MXX	200	80	76,2	3.00	93,0	3.66	10,0	145	40,0	580	760	29.92	3,24	2.18	40-61	200
EHF006-64-	MXX	200	102	101,6	4.00	118,5	4.67	10,0	145	40,0	580	1020	40.16	4,02	2.70	40-61	200
EHF006-80-	MXX	200	130	127,0	5.00	146,0	5.75	8,0	115	32,0	460	1270	50.00	5,25	3.53	40-61	200
EHF006-96-	MXX	200	150	152,4	6.00	169,0	6.65	8,0	115	32,0	460	1520	59.84	5,83	3.92	40-61	200

### EHC019

### Hard Wall Heavy Duty UHMW-PE Suction & Discharge



#### Construction:

**Tube:** UHMW-PE

**Reinforcement:** High-tensile synthetic textile, dual steel helical wire and anti-static copper wire

**Cover:** EPDM rubber

#### Operating Temperature:

-40°C to +80°C  
(-40°F to +176°F)

#### Application:

- For suction and discharge of corrosive chemicals, and solvents

#### Markets:

- Chemical petroleum industry
- In-plant transfers
- Tank truck
- Paper/pulp industry
- Bulk hauling
- Oil and gas exploration

#### Type of Couplings:


- Cam and groove
- Combination nipple

Contact coupling manufacturer for attachment procedure and other coupling recommendations

# Part No.			Hose I.D.			Hose O.D.		Max Oper Pressure		Burst Pressure		Minimum Bend Radius		Vacuum		Weight		Length	
	mtr	ft	DN	mm	in	mm	in	bar	psi	bar	psi	mm	in	kPa	in/Hg	kg/m	lbs/ft	mtr	ft
EHC019-48-	MXX	100	80	76,2	3.00	92,0	3.62	17,2	250	70,0	1000	530	20.87	80,0	24	3,20	2.15	40-61	100
EHC019-64-	MXX	100	102	101,6	4.00	121,0	7.64	17,2	250	70,0	1000	700	27.56	80,0	24	4,75	3.19	40-61	100

# Oil and Gas Exploration

## Chemical

 Refer to warnings and safety information on pages 0-1 – 0-16.

Use of damaged hose or improper use may result in bodily injury or property damage. Please consult Eaton catalog or Technical Support for proper application.

### EHC018

### Hard Wall Heavy Duty Chemical Suction & Discharge



#### Construction:

**Tube:** PE blend

**Reinforcement:** High-tensile synthetic textile, dual steel helical wire and anti-static copper wire

**Cover:** EPDM rubber

#### Operating Temperature:

-40°C to +80°C  
(-40°F to +176°F)

#### Application:

- For suction and discharge of corrosive chemicals and solvents









#### Markets:

- Chemical petroleum industry
- In-plant transfers
- Tank truck
- Paper/pulp industry
- Bulk hauling
- Oil and gas exploration

#### Type of Couplings:

- Cam and groove
- Combination nipple

Contact coupling manufacturer for attachment procedure and other coupling recommendations

# Part No.			 Hose I.D.		 Hose O.D.		 Max Oper Pressure		 Burst Pressure		 Minimum Bend Radius		 Vacuum		 Weight		 Length		
	mtr	ft	DN	mm	in	mm	in	bar	psi	bar	psi	mm	in	kPa	in/Hg	kg/m	lbs/ft	mtr	ft
EHC018-48-	MXX	100	80	76,1	3.00	91	3.58	10,5	150	41	600	530	20.87	80,0	24	3,20	2.15	40-61	100
EHC018-64-	MXX	100	102	101,6	4.00	120	4.72	10,5	150	41	600	700	27.56	80,0	24	4,68	3.14	40-61	100



# Petroleum

## Aircraft Refueling

- EHJ002 Aircraft Refueling Discharge . . . . . I-5
- EHJ003 Aircraft Refueling Suction & Discharge . . . . . I-6

## Dock

- EHP506 & EHP507 Light Duty Dock Oil S & D . . . . . I-7

## Dispensing

- EHP511 Petroleum Dispensing . . . . . I-8
- EHP510 Petroleum Dispensing . . . . . I-9
- EHP509 Petroleum Dispensing . . . . . I-10
- EHP508 Petroleum Dispensing . . . . . I-11

## Suction & Discharge

- H1193 ROYALFLEX™ Petroleum . . . . . I-12
- EHP522 Heavy Duty Petroleum/Oil Suction & Discharge . . . I-13
- EHP518 Petroleum/Oil Suction & Discharge . . . . . I-14
- EHP516 Petroleum/Oil Suction & Discharge . . . . . I-15
- EHP514 Petroleum/Oil Suction & Discharge . . . . . I-16
- H0327 JAGUAR™ Heavy Duty Petroleum S & D . . . . . I-17
- EHP502 High Pressure Petroleum/Oil Suction & Discharge . . I-18

- EHP521 PUMA™ Cold Temperature Suction & Discharge . . . I-19
- EHP519 PUMA™ Flat Corrugated Suction & Discharge . . . . I-20
- H0363 PUMA™ Suction & Discharge . . . . . I-21
- H0369 BOBCAT™ Corrugated Light Duty . . . . . I-22
- EHP505 Channeled Petroleum/Oil Suction & Discharge . . . I-23
- EHP503 Flat Corrugated Tank Truck . . . . . I-24
- EHP512 Corrugated Petroleum/Oil Suction & Discharge . . . I-25
- EHP500 Petroleum/Oil Suction & Discharge . . . . . I-26
- H0436 Light Duty Petroleum Suction & Discharge . . . . . I-27

## Discharge

- EHP517 Petroleum/Oil Discharge . . . . . I-28
- EHP515 Petroleum/Oil Discharge . . . . . I-29
- EHP513 Petroleum/Oil Discharge . . . . . I-30
- EHP504 High Pressure Petroleum Discharge . . . . . I-31
- EHP501 Petroleum/Oil Discharge . . . . . I-32
- H901 BOSTON BULLDOG™ Fuel Oil . . . . . I-33



# Petroleum

## Aircraft Refueling

### EHJ002 Aircraft Refueling Discharge



**Application:** Ground refueling of aircraft, up to 30% aromatic content:  
EN1361 Type C  
**Tube:** NBR rubber  
**Reinforcement:** High-tensile synthetic textile braid  
**Cover:** CR blend  
**Temp:** -30°C to +65°C, (-22°F to +149°F)  
**Pressure:** 20,7 bar / 300 psi

### EHJ003 Aircraft Refueling Suction & Discharge



**Application:** Ground aircraft refueling S & D, up to 30% aromatic content:  
EN1361 Type E  
**Tube:** Nitrile blend  
**Reinforcement:** High-tensile synthetic textile with a dual steel helical wire, and dual anti-static copper wire  
**Cover:** CR blend  
**Temp:** -30°C to +65°C, (-22°F to +149°F)  
**Pressure:** 20,7 bar / 300 psi

## Dock

### EHP506 & EHP507 Light Duty Dock Oil Suction & Discharge



**Application:** S & D of petroleum products, up to 50% aromatic content:  
EN1765 Type S  
**Tube:** NBR  
**Reinforcement:** High-tensile synthetic textile dual steel helical wire and anti-static copper wire  
**Cover:** CR blend  
**Temp:** -30°C to +82°C, (-50°F to +180°F)  
**Pressure:** 10,5 bar / 150 psi

## Dispensing

### EHP511 Petroleum Dispensing



**Application:** Gasoline dispensing: UL 330 Type 3  
**Tube:** NBR blend **Reinforcement:** 1-wire braid **Cover:** NBR blend  
**Temp:** -40°C to +85°C, (-40°F to +185°F)

### EHP510 Petroleum Dispensing



**Application:** Gasoline dispensing: TS EN 1360 Type 3-M-NT  
**Tube:** NBR blend **Reinforcement:** 1-wire braid **Cover:** CR blend  
**Temp:** -30°C to +55°C, (-22°F to +131°F)  
**Pressure:** 16 bar / 232 psi

### EHP509 Petroleum Dispensing



**Application:** Gasoline dispensing: UL 330 Type 1  
**Tube:** NBR blend **Reinforcement:** High-tensile synthetic textile and anti-static copper wire **Cover:** NBR blend  
**Temp:** -40°C to +85°C, (-40°F to +185°F)

### EHP508 Petroleum Dispensing



**Application:** Gasoline dispensing: TS EN 1360 Type 1-M-NT  
**Tube:** NBR blend **Reinforcement:** High-tensile synthetic textile and anti-static copper wire **Cover:** CR blend  
**Temp:** -30°C to +55°C, (-22°F to +131°F)  
**Pressure:** 16 bar / 232 psi

## Suction & Discharge

### H1193 ROYALFLEX™ Petroleum



**Application:** Transfer of petroleum products  
**Tube:** Nitrile blend **Reinforcement:** 100% polyester and helical wire  
**Cover:** Nitrile blend  
**Temp:** -29°C to +82°C, (-20°F to +180°F)  
**Pressure:** 14-21 bar / 200-300 psi

### EHP522 Heavy Duty Petroleum/Oil Suction & Discharge



**Application:** High-pressure suction and discharge of petroleum products with aromatic content up to 50%  
**Tube:** NBR blend **Reinforcement:** High-tensile synthetic textile with helical wire and anti-static copper wire **Cover:** NBR blend (RMA Class A)  
**Temp:** -35°C to +70°C, (-31°F to +158°F)  
**Pressure:** 20,7 bar / 300 psi

### EHP518 Petroleum/Oil Suction & Discharge



**Application:** Suction and discharge of petroleum products: EN12115 Type SD  
**Tube:** NBR **Reinforcement:** High-tensile synthetic textile steel helical wires and dual anti-static copper wires **Cover:** NBR blend  
**Temp:** -20°C to +70°C, (-4°F to +158°F)  
**Pressure:** 16 bar / 230 psi

### EHP516 Petroleum/Oil Suction & Discharge



**Application:** Suction and discharge of petroleum products: EN1761 Type SD  
**Tube:** NBR blend **Reinforcement:** High-tensile synthetic textile dual steel helical wires and dual anti-static copper wires **Cover:** NBR blend  
**Temp:** -30°C to +70°C, (-22°F to +158°F)  
**Pressure:** 16 bar / 230 psi

### EHP514 Petroleum/Oil Suction & Discharge



**Application:** Suction and discharge of petroleum products:  
EN1360 Type 2 CAT M  
**Tube:** NBR  
**Reinforcement:** High-tensile synthetic textile dual steel helical wires and dual anti-static copper wires **Cover:** Channeled CR blend  
**Temp:** -30°C to +70°C, (-22°F to +158°F)  
**Pressure:** 16 bar / 230 psi

### H0327 JAGUAR™ Heavy Duty Petroleum S & D



**Application:** Suction and discharge of petroleum products  
**Tube:** Vinyl nitrile **Reinforcement:** 2-ply fiber with helical wire  
**Cover:** Vinyl nitrile  
**Temp:** -40°C to +82°C, (-40°F to +180°F)  
**Pressure:** 17,2 bar / 250 psi

### EHP502 High Pressure Petroleum/Oil S & D



**Application:** Suction & discharge of petroleum products  
**Tube:** NBR blend **Reinforcement:** High-tensile synthetic textile helical wire and anti-static copper wire **Cover:** NBR blend  
**Temp:** -35°C to +70°C, (-31°F to +158°F)  
**Pressure:** 17,2 bar / 250 psi

### EHP521 PUMA™ Cold Temperature S & D



**Application:** Suction & discharge of petroleum products  
**Tube:** NBR **Reinforcement:** High-tensile synthetic textile with dual helical wires and anti-static copper wire **Cover:** Flat corrugated NBR blend  
**Temp:** -55°C to +80°C, (-67°F to +176°F)  
**Pressure:** 10,5 bar / 150 psi

### EHP519 PUMA™ Flat Corrugated Suction & Discharge



**Application:** Suction & discharge of petroleum products  
**Tube:** NBR blend  
**Reinforcement:** High-tensile synthetic textile dual steel helical wires and dual anti-static copper wire  
**Cover:** Flat corrugated NBR blend  
**Temp:** -40°C to +82°C, (-40°F to +180°F)  
**Pressure:** 10,5 bar / 150 psi

### H0363 PUMA™ Suction & Discharge



**Application:** Suction & discharge of petroleum products  
**Tube:** Vinyl nitrile blend **Reinforcement:** Fiber 2- or 4-ply with dual helical wires and anti-static copper wire **Cover:** Vinyl nitrile blend  
**Temp:** -40°C to +82°C, (-40°F to +180°F)  
**Pressure:** 10,5 bar / 150 psi

### H0369 BOBCAT™ Corrugated Light Duty



**Application:** Transfer and blending of petroleum products; transfer of crude oil, salt water, slurries and non-potable water  
**Tube:** Vinyl nitrile **Reinforcement:** 2-ply fiber with dual helical wires  
**Cover:** Corrugated vinyl nitrile blend  
**Temp:** -40°C to +82°C, (-40°F to +180°F)  
**Pressure:** 7,0-10,5 bar / 100-150 psi

### EHP505 Channeled Petroleum/Oil S & D



**Application:** Suction and discharge of petroleum products with aromatic content up to 50%  
**Tube:** NBR blend  
**Reinforcement:** High-tensile synthetic textile dual steel helical wires and dual anti-static copper wire  
**Cover:** Channeled CR blend  
**Temp:** -30°C to +70°C, (-22°F to +158°F)  
**Pressure:** 10,5 bar / 150 psi

### EHP503 Flat Corrugated Tank Truck



**Application:** Suction and discharge of petroleum products  
**Tube:** NBR blend  
**Reinforcement:** High-tensile synthetic textile with a single steel helical wire and anti-static copper wire  
**Cover:** Flat corrugated NBR blend  
**Temp:** -35°C to +70°C, (-31°F to +158°F)  
**Pressure:** 10,5 bar / 150 psi

### EHP512 Corrugated Petroleum/Oil S & D



**Application:** Suction and discharge of petroleum products with aromatic content up to 50%  
**Tube:** NBR blend  
**Reinforcement:** High-tensile synthetic textile helical wire and anti-static copper wire  
**Cover:** Corrugated NBR blend  
**Temp:** -30°C to +70°C, (-22°F to +158°F)  
**Pressure:** 10,5 bar / 150 psi

### EHP500 Petroleum/Oil S & D



**Application:** Suction and discharge of petroleum products  
**Tube:** NBR blend  
**Reinforcement:** High-tensile synthetic textile with a single steel helical wire and anti-static copper wire  
**Cover:** NBR blend  
**Temp:** -35°C to +70°C, (-31°F to +158°F)  
**Pressure:** 10,5 bar / 150 psi

### H0436 Light Duty Petroleum S & D



**Application:** Suction and discharge of petroleum products  
**Tube:** Vinyl nitrile  
**Reinforcement:** 2-ply fiber with dual helical wire  
**Cover:** Vinyl nitrile  
**Temp:** -40°C to +71°C, (-40°F to +160°F)  
**Pressure:** 7,0 bar / 100 psi

## Discharge

### EHP517 Petroleum/Oil Discharge



**Application:** Discharge of petroleum products, aromatic content up to 50%: TS EN12115 NBR Type D  
**Tube:** NBR blend  
**Reinforcement:** High-tensile synthetic textile and dual anti-static copper wire  
**Cover:** Synthetic rubber  
**Temp:** -20°C to +70°C, (-4°F to +158°F)  
**Pressure:** 16 bar / 230 psi

### EHP515 Petroleum/Oil Discharge



**Application:** Discharge of petroleum products, aromatic content up to 50%: EN1761 Type D  
**Tube:** NBR blend  
**Reinforcement:** High-tensile synthetic textile and dual anti-static copper wire  
**Cover:** NBR blend  
**Temp:** -20°C to +70°C, (-4°F to +158°F)  
**Pressure:** 16 bar / 230 psi

### EHP513 Petroleum/Oil Discharge



**Application:** Discharge of petroleum products, aromatic content up to 50%: EN1360 Type 1  
**Tube:** NBR  
**Reinforcement:** High-tensile synthetic textile and dual anti-static copper wire  
**Cover:** CR blend  
**Temp:** -30°C to +70°C, (-22°F to +158°F)  
**Pressure:** 16 bar / 230 psi

### EHP504 High Pressure Petroleum Discharge



**Application:** Discharge of petroleum products, aromatic content up to 50%  
**Tube:** NBR blend  
**Reinforcement:** High-tensile synthetic textile and anti-static copper wire  
**Cover:** NBR blend  
**Temp:** -35°C to +70°C, (-31°F to +158°F)  
**Pressure:** 17,2 bar / 250 psi

### EHP501 Petroleum/Oil Discharge



**Application:** Discharge of petroleum products, aromatic content up to 50%  
**Tube:** NBR blend  
**Reinforcement:** High-tensile synthetic textile and dual anti-static copper wire  
**Cover:** NBR blend  
**Temp:** -30°C to +70°C, (-22°F to +158°F)  
**Pressure:** 10,5 bar / 150 psi

### H901 BOSTON BULLDOG™ Fuel Oil



**Application:** Fuel oil transfer for residential and/or commercial delivery  
**Tube:** Nitrile rubber (RMA Class A) **Reinforcement:** Double fiber braid  
**Cover:** Vinyl nitrile rubber  
**Temp:** -40°C to +82°C, (-40°F to +180°F)  
**Pressure:** 17,2 bar / 250 psi

# Petroleum

## Introduction and Safety Information



### Environmental Resistance

- The tube and cover materials of the Eaton industrial hose are designed to assure maximum life and top value. They are sophisticated hoses for demanding jobs.

### Remove the Guesswork from Selecting, Buying and Using Critical Application Hose

- When you are handling hazardous material, it is critical to select the proper hose. Eaton products' high visibility branding and color coding removes the guesswork for hose selection.

### Built to Make Work Faster, Easier and Safer

- Moving and connecting hose several times a day isn't easy work. Each of the industrial hose is designed to be easy to handle as safety and job performance will allow.

### The Eaton Reputation for Quality

- Your assurance of dependable performance.

## Petroleum Hose Safety Information

### Important!

**⚠ WARNING:** Testing can be dangerous and should be done only by trained personnel using proper tools and procedures. Failure to follow such procedures might result in serious injury, death, or damage to property.

**⚠ WARNING:** Failure to properly follow the manufacturer's recommended procedures for the care, maintenance, and storage of a particular hose may result in its failure to perform in the manner intended and may result in serious injury, death, or damage to property.

**⚠ WARNING:** Consult with the Coupling Manufacturer to make sure you choose the correct coupling and proper assembly for the application. Such matching of hose and couplings, and assembling of couplings, should be performed only by trained personnel using proper tools and procedures. Failure to follow manufacturer's instructions or failure to use trained personnel may result in serious bodily injury and/or property damage.

**⚠ WARNING:** Never use a hose to transfer material it is not specifically meant to transfer. Doing so could deteriorate the hose and result in leaking, hose bursting, or end blow-offs. This could lead to serious personal injury or death. Always transfer material in a hose that is designed specifically to transfer that material. This information is listed in this catalog.

**⚠ WARNING:** If cover blisters exist, be careful not to pop them. If the hose was damaged in such a way that material was allowed to leak between the cover and inner tube, the blisters may contain this material. If the material is hazardous and splatters when the blisters are popped, it could cause serious physical injury.

**⚠ WARNING:** Kinks can cause hose to burst, leading to bodily harm.

### EHJ002

### Aircraft Refueling Discharge

EN1361 Type C



#### Construction:

**Tube:** NBR blend

**Reinforcement:** High-tensile synthetic textile braid

**Cover:** CR blend

#### Operating Temperature:

-30°C to +65°C  
(-22°F to +149°F)

#### Application:

- For ground refueling of aircraft

For use with petroleum products with aromatic content up to 30%








#### Markets:

- Aircraft refueling

#### Type of Couplings:


- API couplings

Contact coupling manufacturer for attachment procedure and other coupling recommendations

# Part No.			 Hose I.D.			 Hose O.D.		 Max Oper Pressure		 Burst Pressure		 Minimum Bend Radius		 Weight		 Length	
			mtr	ft	DN	mm	in	mm	in	bar	psi	bar	psi	mm	in	kg/m	lbs/ft
EHJ002-12-	MXX	100	19	19,0	0.75	29	1.14	20,7	300	83,0	1200	113	4.45	0,52	0.35	40-61	100
EHJ002-16-	MXX	100	25	25,4	1.00	38	1.50	20,7	300	83,0	1200	150	5.91	0,84	0.56	40-61	100
EHJ002-20-	MXX	100	31	31,8	1.25	45	1.77	20,7	300	83,0	1200	190	7.48	1,00	0.67	40-61	100
EHJ002-24-	MXX	100	38	38,1	1.50	51	2.01	20,7	300	83,0	1200	225	8.86	1,16	0.78	40-61	100
EHJ002-32-	MXX	100	51	50,8	2.00	65	2.56	20,7	300	83,0	1200	275	10.83	1,71	1.15	40-61	100
EHJ002-40-	MXX	100	60	63,5	2.50	79	3.11	20,7	300	83,0	1200	300	11.81	2,07	1.39	40-61	100
EHJ002-48-	MXX	100	80	76,2	3.00	92	3.62	20,7	300	83,0	1200	300	11.81	2,58	1.73	40-61	100
EHJ002-64-	MXX	100	102	101,6	4.00	120	4.72	20,7	300	83,0	1200	450	17.72	3,76	2.53	40-61	100

# Petroleum

## Aircraft Refueling

 Refer to warnings and safety information on pages 0-1 – 0-16.

Use of damaged hose or improper use may result in bodily injury or property damage. Please consult Eaton catalog or Technical Support for proper application.

### EHJ003

### Aircraft Refueling Suction & Discharge

EN1361 Type E



#### Construction:

**Tube:** Nitrile blend

**Reinforcement:** High-tensile synthetic textile with a dual steel helical wire for smaller sizes and dual helical wire and dual anti-static copper wire

**Cover:** CR blend

#### Operating Temperature:

-30°C to +65°C  
(-22°F to +149°F)

#### Application:

- For ground refueling and fuel discharge of aircraft

For use with petroleum products with aromatic content up to 30%









#### Markets:

- Aircraft refueling

#### Type of Couplings:

- API couplings

Contact coupling manufacturer for attachment procedure and other coupling recommendations

# Part No.																			
	mtr	ft	DN	mm	in	mm	in	bar	psi	bar	psi	mm	in	kPa	in/Hg	kg/m	lbs/ft	mtr	ft
EHJ003-12-	MXX	100	19	19,0	0.75	31	1.22	20,7	300	83	1200	113	4.45	94,8	28	0,69	0.46	40-61	100
EHJ003-16-	MXX	100	25	25,4	1.00	39	1.54	20,7	300	83	1200	150	5.91	94,8	28	0,97	0.65	40-61	100
EHJ003-20-	MXX	100	31	31,8	1.25	46	1.81	20,7	300	83	1200	190	7.48	94,8	28	1,22	0.82	40-61	100
EHJ003-24-	MXX	100	38	38,1	1.50	53	2.09	20,7	300	83	1200	225	8.86	94,8	28	1,59	1.07	40-61	100
EHJ003-32-	MXX	100	51	50,8	2.00	67	2.64	20,7	300	83	1200	275	10.83	94,8	28	2,32	1.56	40-61	100
EHJ003-40-	MXX	100	60	63,5	2.50	81	3.19	20,7	300	83	1200	300	11.81	94,8	28	2,86	1.92	40-61	100
EHJ003-48-	MXX	100	80	76,2	3.00	95	3.74	20,7	300	83	1200	300	11.81	94,8	28	3,70	2.49	40-61	100
EHJ003-64-	MXX	100	102	101,6	4.00	123	4.84	20,7	300	83	1200	450	17.72	94,8	28	5,17	3.48	40-61	100

### EHP506 & EHP507 Light Duty Dock Oil Suction & Discharge

EN1765 Type S



#### Construction:

**Tube:** NBR

**Reinforcement:** High-tensile synthetic textile dual steel helical wire and anti-static copper wire

**Cover:** CR blend

#### Operating Temperature:

-30°C to +82°C  
(-50°F to +180°F)

#### Application:

- For suction & discharge of petroleum products from tankers and barges bunkering services

For use with petroleum products with aromatic content up to 50%









#### Markets:

- Petroleum industry
- Tankers
- Barges

#### Type of Couplings:

- Cam and groove
- Combination nipple

Contact coupling manufacturer for attachment procedure and other coupling recommendations


# Part No.			 Hose I.D.		 Hose O.D.		 Max Oper Pressure		 Burst Pressure		 Minimum Bend Radius		 Vacuum		 Weight		 Length		
	mtr	ft	DN	mm	in	mm	in	bar	psi	bar	psi	mm	in	kPa	in/Hg	kg/m	lbs/ft	mtr	ft
<b>EHP506</b>																			
EHP506-64-	MXX	100	102	101,6	4.00	128	5.04	10,5	150	41	600	500	19.68	94,8	28	6,82	4.58	40-61	100
EHP506-80-	MXX	100	130	127,0	5.00	156	6.14	10,5	150	41	600	650	25.59	94,8	28	9,40	6.32	40-61	100
EHP506-96-	MXX	100	150	152,4	6.00	185	7.28	10,5	150	41	600	750	29.53	94,8	28	13,15	8.84	40-61	100
EHP506-128-	M20	20	200	203,2	8.00	239	9.41	10,5	150	41	600	950	37.40	94,8	28	18,49	12.43	20	20
EHP506-160-	M10	20	250	254,0	10.00	293	11.53	10,5	150	41	600	1200	47.24	94,8	28	25,52	17.16	10	20

#### EHP507

EHP507-64-	MXX	100	102	101,6	4.00	130	5.12	15,5	225	62	900	500	19.68	94,8	28	6,98	4.69	40-61	100
EHP507-80-	MXX	100	130	127,0	5.00	158	6.22	15,5	225	62	900	650	25.59	94,8	28	9,65	6.49	40-61	100
EHP507-96-	MXX	100	150	152,4	6.00	188	7.40	15,5	225	62	900	750	29.53	94,8	28	14,39	9.67	40-61	100
EHP507-128-	M20	20	200	203,2	8.00	242	9.53	15,5	225	62	900	950	37.40	94,8	28	20,17	13.56	20	20
EHP507-160-	M10	20	250	254,0	10.00	296	11.65	15,5	225	62	900	1200	47.24	94,8	28	27,49	18.48	10	20

# Petroleum

## Dispensing

 Refer to warnings and safety information on pages 0-1 – 0-16.

Use of damaged hose or improper use may result in bodily injury or property damage. Please consult Eaton catalog or Technical Support for proper application.

### EHP511

### Petroleum Dispensing

UL 330 Type 3



#### Construction:

**Tube:** NBR blend

**Reinforcement:** 1-wire braid

**Cover:** NBR blend

#### Operating Temperature:

-40°C to + 85°C  
(-40° F to + 185°F)

#### Application:

- For gasoline dispensing






#### Markets:

- Petroleum industry
- Oil and gas exploration
- Ship building

#### Type of Couplings:

- Male NPT

Contact coupling manufacturer for attachment procedure and other coupling recommendations

# Part No.			 Hose I.D.			 Hose O.D.		 Minimum Bend Radius		 Weight		 Length	
	mtr	ft	DN	mm	in	mm	in	mm	in	bar	psi	mm	in
EHP511-08BK-	>M6	100	12	12,7	0.50	21,5	0.85	89,0	3.50	0,47	0.32	>6	100
EHP511-10BK-	>M6	100	16	15,9	0.62	25,4	1.00	89,0	3.50	0,58	0.39	>6	100
EHP511-12BK-	>M6	100	19	19,0	0.75	28,6	1.13	89,0	3.50	0,66	0.44	>6	100
EHP511-16BK-	>M6	100	25	25,4	1.00	34,9	1.37	89,0	3.50	0,82	0.55	>6	100



### EHP510

### Petroleum Dispensing

TS EN 1360 Type 3-M-NT



#### Construction:

**Tube:** NBR blend

**Reinforcement:** 1-wire braid

**Cover:** CR blend

#### Operating Temperature:

-30°C to 55°C

(-22°F to 131°F)

#### Application:

- For gasoline dispensing








#### Markets:

- Petroleum industry
- Oil and gas exploration
- Ship building

#### Type of Couplings:

- Male NPT


Contact coupling manufacturer for attachment procedure and other coupling recommendations

# Part No.			 Hose I.D.			 Hose O.D.		 Max Oper Pressure		 Burst Pressure		 Minimum Bend Radius		 Weight		 Length	
	mtr	ft	DN	mm	in	mm	in	bar	psi	bar	psi	mm	in	kg/m	lbs/ft	mtr	ft
EHP510-08BK-	>M6	100	12	12,7	0.50	21,5	0.85	16,0	232	48,0	696	50	1.97	0,39	0.26	>6	100
EHP510-10BK-	>M6	100	16	15,9	0.62	26,0	1.02	16,0	232	48,0	696	65	2.56	0,53	0.36	>6	100
EHP510-12BK-	>M6	100	19	19,0	0.75	29,0	1.14	16,0	232	48,0	696	85	3.35	0,60	0.40	>6	100
EHP510-16BK-	>M6	100	25	25,4	1.00	36,5	1.43	16,0	232	48,0	696	130	5.12	0,86	0.58	>6	100

\* Product also available BU-Blue, GN-Green, and RD-Red

# Petroleum

## Dispensing

 Refer to warnings and safety information on pages O-1 – O-16.

Use of damaged hose or improper use may result in bodily injury or property damage. Please consult Eaton catalog or Technical Support for proper application.

### EHP509

### Petroleum Dispensing

UL 330 Type 1



#### Construction:

**Tube:** NBR blend

**Reinforcement:** High-tensile synthetic textile and anti-static copper wire

**Cover:** NBR blend

#### Operating Temperature:

-40°C to + 85°C  
(-40° F to + 185°F)

#### Application:

- For gasoline dispensing






#### Markets:

- Petroleum industry
- Oil and gas exploration
- Ship building

#### Type of Couplings:

- Male NPT

Contact coupling manufacturer for attachment procedure and other coupling recommendations

# Part No.			 Hose I.D.			 Hose O.D.		 Minimum Bend Radius		 Weight		 Length	
			DN	mm	in	mm	in	mm	in	kg/m	lbs/ft	mtr	ft
EHP509-08BK-	>M6	100	12	12,7	0.50	21,5	0.85	89,0	3.50	0,30	0.20	>6	100
EHP509-10BK-	>M6	100	16	15,9	0.62	25,4	1.00	89,0	3.50	0,43	0.29	>6	100
EHP509-12BK-	>M6	100	19	19,0	0.75	28,6	1.13	89,0	3.50	0,48	0.32	>6	100
EHP509-16BK-	>M6	100	25	25,4	1.00	34,9	1.37	89,0	3.50	0,69	0.46	>6	100

### EHP508

### Petroleum Dispensing

TS EN 1360 Type 1-M-NT



#### Construction:

**Tube:** NBR blend

**Reinforcement:** High-tensile synthetic textile and anti-static copper wire

**Cover:** CR blend

#### Operating Temperature:

-30°C to 55°C  
(-22°F to 131°F)

#### Application:

- For gasoline dispensing








#### Markets:

- Petroleum industry
- Oil and gas exploration
- Ship building

#### Type of Couplings:

- Male NPT


Contact coupling manufacturer for attachment procedure and other coupling recommendations

# Part No.			 Hose I.D.			 Hose O.D.		 Max Oper Pressure		 Burst Pressure		 Minimum Bend Radius		 Weight		 Length	
	mtr	ft	DN	mm	in	mm	in	bar	psi	bar	psi	mm	in	kg/m	lbs/ft	mtr	ft
EHP508-08BK-	>M6	100	12	12,7	0.50	21,5	0.85	16,0	232	48,0	696	50	1.97	0,30	0.20	>6	100
EHP508-10BK-	>M6	100	16	15,9	0.62	26,0	1.02	16,0	232	48,0	696	70	2.76	0,43	0.29	>6	100
EHP508-12BK-	>M6	100	19	19,0	0.75	29,0	1.14	16,0	232	48,0	696	95	3.74	0,48	0.32	>6	100
EHP508-16BK-	>M6	100	25	25,4	1.00	36,5	1.43	16,0	232	48,0	696	130	5.12	0,69	0.46	>6	100

\*For additional colors use BU-Blue, GR-Green or RD-Red.

# Petroleum

## Suction & Discharge

 Refer to warnings and safety information on pages O-1 – O-16.

Use of damaged hose or improper use may result in bodily injury or property damage. Please consult Eaton catalog or Technical Support for proper application.

### H1193

### ROYALFLEX™ Petroleum



#### Construction:

**Tube:** Nitrile blend

**Reinforcement:** 100% polyester and helical wire

**Cover:** Nitrile blend

#### Operating Temperature:

-29°C to +82°C  
(-20°F to +180°F)

#### Application:

- For transfer of petroleum products

#### Markets:

- Petroleum industry
- Oil exploration
- Tank trucks
- Waste hauling
- Batch plants
- Refineries

#### Type of Couplings:

- Male NPT
- Cam locks

Contact coupling manufacturer for attachment procedure and other coupling recommendations

# Part No.	Hose I.D.		Hose O.D.		Max Oper Pressure		Burst Pressure		Minimum Bend Radius		Vacuum		Weight		Length				
	mtr	ft	DN	mm	in	mm	in	bar	psi	bar	psi	mm	in	kPa	in/Hg	kg/m	lbs/ft	mtr	ft
H119324		50	38	38,1	1.50	50,8	2.00	21	300	62	900	152,4	6.00	100	30	1,19	0.80		50
H119324-		100	38	38,1	1.50	50,8	2.00	21	300	62	900	152,4	6.00	100	30	1,19	0.80		100
H119324-		120	38	38,1	1.50	50,8	2.00	21	300	62	900	152,4	6.00	100	30	1,19	0.80		120
H119332		50	51	50,8	2.00	63,5	2.50	21	300	62	900	203,2	8.00	100	30	1,64	1.10		50
H119332-		100	51	50,8	2.00	63,5	2.50	21	300	62	900	203,2	8.00	100	30	1,64	1.10		100
H119332-		120	51	50,8	2.00	63,5	2.50	21	300	62	900	203,2	8.00	100	30	1,64	1.10		120
H119340-		100	60	63,5	2.50	76,2	3.00	21	300	62	900	254,0	10.00	100	30	1,99	1.34		100
H119340-		120	60	63,5	2.50	76,2	3.00	21	300	62	900	254,0	10.00	100	30	1,99	1.34		120
H119348		50	80	76,2	3.00	88,9	3.50	17	250	52	750	304,8	12.00	100	30	2,98	2.00		50
H119348-		100	80	76,2	3.00	88,9	3.50	17	250	52	750	304,8	12.00	100	30	2,98	2.00		100
H119348-		120	80	76,2	3.00	88,9	3.50	17	250	52	750	304,8	12.00	100	30	2,98	2.00		120
H119364		50	102	101,6	4.00	114,3	4.50	14	200	41	600	406,4	16.00	100	30	4,05	2.72		50
H119364-		100	102	101,6	4.00	114,3	4.50	14	200	41	600	406,4	16.00	100	30	4,05	2.72		100
H119364-		120	102	101,6	4.00	114,3	4.50	14	200	41	600	406,4	16.00	100	30	4,05	2.72		120

### EHP522

### Heavy Duty Petroleum/Oil Suction & Discharge



#### Construction:

**Tube:** NBR blend

**Reinforcement:** High-tensile synthetic textile with helical wire and anti-static copper wire

**Cover:** NBR blend (RMA Class A)

#### Operating Temperature:

-35°C to +70°C  
(-31°F to +158°F)

#### Application:

- For high-pressure petroleum suction and discharge

For use with petroleum products with aromatic content up to 50%









#### Markets:

- Tank truck
- Paper/pulp industry
- Oil exploration
- Ship building
- Batch plants

#### Type of Couplings:


- Cam and groove
- Combination nipple

Contact coupling manufacturer for attachment procedure and other coupling recommendations

# Part No.																			
	mtr	ft	DN	mm	in	mm	in	bar	psi	bar	psi	mm	in	kPa	in/Hg	kg/m	lbs/ft	mtr	ft
EHP522-16-	MXX	100	25	25,4	1.00	36,8	1.45	20,7	300	62	900	85	3.35	85	25	0,79	0.53	40-61	100
EHP522-20-	MXX	100	31	31,8	1.25	44,0	1.73	20,7	300	62	900	100	3.94	85	25	1,04	0.70	40-61	100
EHP522-24-	MXX	100	38	38,1	1.50	52,2	2.06	20,7	300	62	900	125	4.98	85	25	1,53	1.03	40-61	100
EHP522-28-	MXX	100	45	44,5	1.75	59,3	2.33	20,7	300	62	900	175	6.89	85	25	1,78	1.20	40-61	100
EHP522-32-	MXX	100	51	50,8	2.00	66,8	2.63	20,7	300	62	900	200	7.87	85	25	2,25	1.51	40-61	100
EHP522-40-	MXX	100	60	63,5	2.50	79,9	3.15	20,7	300	62	900	250	9.84	85	25	2,82	1.90	40-61	100
EHP522-48-	MXX	100	80	76,2	3.00	92,0	3.62	20,7	300	62	900	300	11.81	85	25	3,25	2.19	40-61	100
EHP522-56-	MXX	100	90	90,0	3.50	109,2	4.30	20,7	300	62	900	340	13.39	85	25	4,53	3.04	40-61	100
EHP522-64-	MXX	100	102	101,6	4.00	120,0	4.72	20,7	300	62	900	440	17.32	85	25	4,88	3.28	40-61	100
EHP522-80-	MXX	100	130	127,0	5.00	149,8	5.90	20,7	300	62	900	580	22.83	80	24	7,32	4.92	40-61	100
EHP522-96-	MXX	100	150	152,4	6.00	177,2	6.98	20,7	300	62	900	700	27.56	80	24	9,92	6.66	40-61	100

# Petroleum

## Suction & Discharge

 Refer to warnings and safety information on pages 0-1 – 0-16.

Use of damaged hose or improper use may result in bodily injury or property damage. Please consult Eaton catalog or Technical Support for proper application.

### EHP518

### Petroleum/Oil Suction & Discharge

EN12115 Type SD



#### Construction:

**Tube:** NBR

**Reinforcement:** High-tensile synthetic textile steel helical wires and dual anti-static copper wires

**Cover:** NBR blend

#### Operating Temperature:

-20°C to +70°C  
(-4°F to +158°F)

#### Application:

- For suction and discharge of petroleum

For use with petroleum products with aromatic content up to 50%









#### Markets:

- Petroleum industry
- Paper/pulp industry
- Oil and gas exploration
- Ship building
- Tank trucks
- Waste hauling

#### Type of Couplings:


- Cam and groove
- Combination nipple

Contact coupling manufacturer for attachment procedure and other coupling recommendations

# Part No.																			
	mtr	ft	DN	mm	in	mm	in	bar	psi	bar	psi	mm	in	kPa	in/Hg	kg/m	lbs/ft	mtr	ft
EHP518-12-	MXX	100	19	19,0	0.75	31	1.22	16	230	64	920	125	4.92	94,8	28	0,67	0.45	40-61	100
EHP518-16-	MXX	100	25	25,4	1.00	37	1.46	16	230	64	920	150	5.91	94,8	28	0,84	0.56	40-61	100
EHP518-20-	MXX	100	31	31,8	1.25	44	1.73	16	230	64	920	175	6.89	94,8	28	1,04	0.70	40-61	100
EHP518-24-	MXX	100	38	38,1	1.50	51	2.01	16	230	64	920	225	8.86	94,8	28	1,41	0.95	40-61	100
EHP518-32-	MXX	100	51	50,8	2.00	67	2.64	16	230	64	920	275	10.83	94,8	28	2,21	1.49	40-61	100
EHP518-40-	MXX	100	60	63,5	2.50	79	3.11	16	230	64	920	300	11.81	94,8	28	2,74	1.84	40-61	100
EHP518-48-	MXX	100	80	76,2	3.00	92	3.62	16	230	64	920	350	13.78	80,0	24	3,30	2.22	40-61	100
EHP518-64-	MXX	100	102	101,6	4.00	118	4.65	16	230	64	920	450	17.72	80,0	24	4,54	3.05	40-61	100

# Petroleum

## Suction & Discharge

 Refer to warnings and safety information on pages 0-1 – 0-16.

Use of damaged hose or improper use may result in bodily injury or property damage. Please consult Eaton catalog or Technical Support for proper application.

### EHP516

### Petroleum/Oil Suction & Discharge

EN1761 Type SD



#### Construction:

**Tube:** NBR blend

**Reinforcement:** High-tensile synthetic textile dual steel helical wires and dual anti-static copper wires

**Cover:** NBR blend

#### Operating Temperature:

-30°C to +70°C  
(-22°F to +158°F)

#### Application:

- For suction and discharge of petroleum products

For use with petroleum products with aromatic content up to 50%









#### Markets:

- Petroleum industry
- Paper/pulp industry
- Oil and gas exploration
- Ship building
- Tank trucks
- Waste hauling

#### Type of Couplings:


- Cam and groove
- Combination nipple

Contact coupling manufacturer for attachment procedure and other coupling recommendations

# Part No.																			
	mtr	ft	DN	mm	in	mm	in	bar	psi	bar	psi	mm	in	kPa	in/Hg	kg/m	lbs/ft	mtr	ft
EHP516-12-	MXX	100	19	19,0	0.75	31	1.22	16,0	230	48	690	75	2.95	80,0	24	0,67	0.45	40-61	100
EHP516-16-	MXX	100	25	25,4	1.00	37	1.46	16,0	230	48	690	100	3.94	80,0	24	0,81	0.54	40-61	100
EHP516-20-	MXX	100	31	31,8	1.25	44	1.73	16,0	230	48	690	120	4.72	80,0	24	1,04	0.70	40-61	100
EHP516-24-	MXX	100	38	38,1	1.50	51	2.01	16,0	230	48	690	140	5.51	80,0	24	1,38	0.93	40-61	100
EHP516-32-	MXX	100	51	50,8	2.00	67	2.64	16,0	230	48	690	190	7.48	80,0	24	2,22	1.49	40-61	100
EHP516-40-	MXX	100	60	63,5	2.50	79	3.11	16,0	230	48	690	250	9.84	80,0	24	2,63	1.77	40-61	100
EHP516-48-	MXX	100	80	76,2	3.00	92	3.62	16,0	230	48	690	300	11.81	80,0	24	3,38	2.27	40-61	100
EHP516-64-	MXX	100	102	101,6	4.00	118	4.65	16,0	230	48	690	425	16.73	80,0	24	4,42	2.97	40-61	100
EHP516-80-	MXX	100	130	127,0	5.00	145	5.71	16,0	230	48	690	550	21.65	80,0	24	5,80	3.90	40-61	100
EHP516-96-	MXX	100	150	152,4	6.00	172	6.77	16,0	230	48	690	640	25.20	80,0	24	8,15	5.48	40-61	100

# Petroleum

## Suction & Discharge

 Refer to warnings and safety information on pages 0-1 – 0-16.

Use of damaged hose or improper use may result in bodily injury or property damage. Please consult Eaton catalog or Technical Support for proper application.

### EHP514

### Petroleum/Oil Suction & Discharge

EN1360 Type 2 CAT M



#### Construction:

**Tube:** NBR

**Reinforcement:** High-tensile synthetic textile dual steel helical wires and dual anti-static copper wires

**Cover:** Channeled CR blend

#### Operating Temperature:

-30°C to +70°C  
(-22°F to +158°F)

#### Application:

- For suction and discharge of petroleum products

For use with petroleum products with aromatic content up to 50%









#### Markets:

- Petroleum industry
- Paper/pulp industry
- Oil and gas exploration
- Ship building
- Tank trucks
- Waste hauling

#### Type of Couplings:

- Cam and groove
- Combination nipple

Contact coupling manufacturer for attachment procedure and other coupling recommendations

# Part No.																			
			Hose I.D.	Hose O.D.	Max Oper Pressure	Burst Pressure	Minimum Bend Radius	Vacuum	Weight	Length									
	mtr	ft	DN	mm	in	mm	in	bar	psi	bar	psi	mm	in	kPa	in/Hg	kg/m	lbs/ft	mtr	ft
EHP514-12-	MXX	100	19	19,0	0.75	30,0	1.18	16,0	230	48,0	690	100	3.94	94,8	28	0,63	0.42	40-61	100
EHP514-16-	MXX	100	25	25,4	1.00	38,0	1.50	16,0	230	48,0	690	150	5.91	94,8	28	0,93	0.63	40-61	100
EHP514-20-	MXX	100	31	31,8	1.25	45,0	1.77	16,0	230	48,0	690	175	6.89	94,8	28	1,18	0.79	40-61	100
EHP514-24-	MXX	100	38	38,1	1.50	51,0	2.01	16,0	230	48,0	690	225	8.86	94,8	28	1,45	0.97	40-61	100
EHP514-25-	MXX	100	39	39,6	1.56	54,0	2.13	16,0	230	48,0	690	225	8.86	94,8	28	1,66	1.12	40-61	100



### H0327

## JAGUAR™ Heavy Duty Petroleum Suction & Discharge



#### Construction:

**Tube:** Vinyl nitrile

**Reinforcement:** 2-ply fiber with helical wire

**Cover:** Vinyl nitrile

#### Operating Temperature:

-40°C to +82°C  
(-40°F to +180°F)

#### Application:

- For suction and discharge of petroleum products

#### Markets:

- Petroleum industry
- Paper/pulp industry
- Oil and gas exploration
- Ship building
- Tank trucks
- Waste hauling

#### Type of Couplings:


- Cam and groove
- Combination nipple

Contact coupling manufacturer for attachment procedure and other coupling recommendations

# Part No.	Hose I.D.		Hose O.D.		Max Oper Pressure		Burst Pressure		Minimum Bend Radius		Vacuum		Weight		Length				
																	mtr	ft	DN
H032732-		100	51	50,8	2.00	65,1	2.56	17,2	250	70	1000	127,0	5.00	94,8	28	1,24	0.83		100
H032740-		100	60	63,5	2.50	77,0	3.03	17,2	250	70	1000	190,5	7.50	94,8	28	1,59	1.07		100
H032748-		100	80	76,2	3.00	90,5	3.56	17,2	250	70	1000	203,2	8.00	94,8	28	1,98	1.33		100
H032764-		100	102	101,6	4.00	115,9	4.56	17,2	250	70	1000	317,5	12.50	94,8	28	2,90	1.95		100
H032796-		100	150	152,4	6.00	184,2	7.24	17,2	250	70	1000	762,0	30.00	80,0	24	7,16	4.81		100

# Petroleum

## Suction & Discharge

 Refer to warnings and safety information on pages O-1 – O-16.

Use of damaged hose or improper use may result in bodily injury or property damage. Please consult Eaton catalog or Technical Support for proper application.

### EHP502

### High Pressure Petroleum/Oil Suction & Discharge



#### Construction:

**Tube:** NBR blend

**Reinforcement:** High-tensile synthetic textile helical wire and anti-static copper wire

**Cover:** NBR blend

#### Operating Temperature:

-35°C to +70°C  
(-31°F to +158°F)

#### Application:

- For suction and discharge of petroleum products

For use with petroleum products with aromatic content up to 50%









#### Markets:

- Petroleum industry
- Paper/pulp industry
- Oil and gas exploration
- Ship building
- Tank trucks
- Waste hauling

#### Type of Couplings:

- Cam and groove
- Combination nipple

Contact coupling manufacturer for attachment procedure and other coupling recommendations

# Part No.																			
	mtr	ft	DN	mm	in	mm	in	bar	psi	bar	psi	mm	in	kPa	in/Hg	kg/m	lbs/ft	mtr	ft
EHP502-16-	MXX	100	25	25,4	1.00	37,0	1.38	17,2	250	52	750	110	4.33	94,8	28	0,80	0.39	40-61	100
EHP502-20-	MXX	100	31	31,8	1.25	44,0	1.73	17,2	250	52	750	145	5.71	94,8	28	1,04	0.58	40-61	100
EHP502-24-	MXX	100	38	38,1	1.50	51,0	2.00	17,2	250	52	750	180	7.09	94,8	28	1,37	0.92	40-61	100
EHP502-28-	MXX	100	45	44,5	1.75	58,0	2.28	17,2	250	52	750	220	8.66	94,8	28	1,62	1.09	40-61	100
EHP502-32-	MXX	100	51	50,8	2.00	65,0	2.56	17,2	250	52	750	265	10.43	94,8	28	1,89	1.27	40-61	100
EHP502-40-	MXX	100	60	63,5	2.50	79,0	3.11	17,2	250	52	750	330	13.00	94,8	28	2,48	1.67	40-61	100
EHP502-48-	MXX	100	80	76,2	3.00	92,0	3.62	17,2	250	52	750	400	15.75	94,8	28	3,26	2.19	40-61	100
EHP502-56-	MXX	100	90	90,0	3.50	107,0	4.21	17,2	250	52	750	475	18.70	94,8	28	4,03	2.71	40-61	100
EHP502-64-	MXX	100	102	101,6	4.00	118,0	4.65	17,2	250	52	750	535	21.06	94,8	28	4,31	2.90	40-61	100
EHP502-80-	MXX	100	130	127,0	5.00	148,0	5.83	17,2	250	52	750	685	27.00	80,0	24	7,01	4.71	40-61	100
EHP502-96-	MXX	100	150	152,4	6.00	175,5	6.91	17,2	250	52	750	840	33.02	80,0	24	9,63	6.47	40-61	100

### EHP521

### PUMA™ Cold Temperature Suction & Discharge



#### Construction:

**Tube:** NBR

**Reinforcement:** High-tensile synthetic textile with dual helical wires and anti-static copper wire

**Cover:** Flat corrugated NBR blend

#### Operating Temperature:

-55°C to +80°C  
(-67°F to +176°F)

#### Application:

- For suction & discharge of petroleum products









#### Markets:

- Petroleum industry
- Paper/pulp industry
- Oil and gas exploration
- Ship building
- Tank trucks

#### Type of Couplings:


- Cam and groove
- Combination nipple

Contact coupling manufacturer for attachment procedure and other coupling recommendations

# Part No.																			
	mtr	ft	DN	mm	in	mm	in	bar	psi	bar	psi	mm	in	kPa	in/Hg	kg/m	lbs/ft	mtr	ft
EHP521-48-	MXX	100	80	76,2	3.00	92,8	3.65	10,5	150	41,0	600	250	9.84	94,8	28	2,85	1.92	40-61	100
EHP521-64-	MXX	100	102	101,6	4.00	118,4	4.66	10,5	150	41,0	600	350	13.78	94,8	28	4,04	2.71	40-61	100

# Petroleum

## Suction & Discharge

 Refer to warnings and safety information on pages 0-1 – 0-16.

Use of damaged hose or improper use may result in bodily injury or property damage. Please consult Eaton catalog or Technical Support for proper application.

### EHP519

### PUMA™ Flat Corrugated Suction & Discharge



#### Construction:

**Tube:** NBR blend

**Reinforcement:** High-tensile synthetic textile dual steel helical wires and dual anti-static copper wire

**Cover:** Flat corrugated NBR blend

#### Operating Temperature:

-40°C to +82°C  
(-40°F to +180°F)

#### Application:

- For suction and discharge of petroleum









#### Markets:

- Petroleum industry
- Paper/pulp industry
- Oil and gas exploration
- Ship building
- Tank trucks
- Waste hauling
- Well service

#### Type of Couplings:

- Cam and groove
- Combination nipple

Contact coupling manufacturer for attachment procedure and other coupling recommendations

# Part No.																			
	mtr	ft	DN	mm	in	mm	in	bar	psi	bar	psi	mm	in	kPa	in/Hg	kg/m	lbs/ft	mtr	ft
EHP519-12-	MXX	100	19	19,1	0.75	28,4	1.12	10,5	150	41	600	55	2.17	94,8	28	0,47	0.31	40-61	100
EHP519-16-	MXX	100	25	25,4	1.00	35,2	1.39	10,5	150	41	600	75	2.95	94,8	28	0,62	0.41	40-61	100
EHP519-20-	MXX	100	31	31,8	1.25	43,2	1.70	10,5	150	41	600	90	3.54	94,8	28	0,94	0.63	40-61	100
EHP519-24-	MXX	100	38	38,1	1.50	49,2	1.94	10,5	150	41	600	115	4.53	94,8	28	1.10	0.74	40-61	100
EHP519-32-	MXX	100	51	50,8	2.00	62,8	2.47	10,5	150	41	600	145	5.71	94,8	28	1.51	1.02	40-61	100
EHP519-40-	MXX	100	60	63,5	2.50	78,3	3.08	10,5	150	41	600	195	7.68	94,8	28	2.35	1.58	40-61	100
EHP519-48-	MXX	100	80	76,2	3.00	91,4	3.60	10,5	150	41	600	240	9.45	94,8	28	2.87	1.93	40-61	100
EHP519-64-	MXX	100	102	101,6	4.00	116,8	4.60	10,5	150	41	600	340	13.39	94,8	28	4.05	2.72	40-61	100
EHP519-96-	MXX	100	150	152,4	6.00	174,0	6.85	10,5	150	41	600	650	25.59	94,8	28	9.54	6.41	40-61	100
EHP519-128-	MXX	20	200	203,2	8.00	226,6	8.92	10,5	150	41	600	900	35.43	80,0	24	13.00	8.74	20-40	20,25

### H0363

### PUMA™ Suction & Discharge



#### Construction:

**Tube:** Vinyl nitrile blend

**Reinforcement:** 2- or 4-ply fiber with dual helical wires and anti-static copper wire

**Cover:** Vinyl nitrile blend

#### Operating Temperature:

-40°C to +82°C  
(-40°F to +180°F)

#### Application:

- For suction and discharge of petroleum products









#### Markets:

- Tank truck
- Paper/pulp industry
- Oil and gas exploration
- Ship building
- Batch plants

#### Type of Couplings:

- Cam and groove
- Combination nipple


Contact coupling manufacturer for attachment procedure and other coupling recommendations

# Part No.																			
	mtr	ft	DN	mm	in	mm	in	bar	psi	bar	psi	mm	in	kPa	in/Hg	kg/m	lbs/ft	mtr	ft
H036312BK-		100	19	19,1	0.75	28,8	1.13	10,5	150	42	600	110	4.33	94,8	28	0,59	0.40		100
H036316BK-		100	25	25,4	1.00	38,0	1.50	10,5	150	42	600	152	5.98	94,8	28	0,91	0.61		100
H036320BK-		100	31	31,8	1.25	45,0	1.77	10,5	150	42	600	190	7.48	94,8	28	1,09	0.73		100
H036324BK-		100	38	38,1	1.50	52,5	2.07	10,5	150	42	600	200	7.87	94,8	28	1,44	0.97		100
H036332BK-		100	51	50,8	2.00	65,0	2.56	10,5	150	42	600	255	10.04	94,8	28	2,01	1.35		100
H036340BK-		100	60	63,5	2.50	77,0	3.03	10,5	150	42	600	315	12.40	94,8	28	2,30	1.55		100
H036348BK-		100	80	76,2	3.00	90,5	3.56	10,5	150	42	600	380	14.96	94,8	28	2,93	1.97		100
H036364BK-		100	102	101,6	4.00	116,3	4.58	10,5	150	42	600	510	20.08	94,8	28	3,78	2.54		100
H036396BK-		20	150	152,4	6.00	174,0	6.85	10,5	150	42	600	780	30.71	94,8	28	8,45	5.68		20
H036396BK-		25	150	152,4	6.00	174,0	6.85	10,5	150	42	600	780	90.71	94,8	28	8,45	5.68		25
H03638ABK-		20	200	203,2	8.00	226,8	8.93	10,5	150	42	600	1100	43.31	80,0	24	13,19	8.86		20
H03638ABK-		25	200	203,2	8.00	226,8	8.93	10,5	150	42	600	1100	43.31	80,0	24	13,19	8.86		25

\*\*\*50 ft. lengths available on select items

# Petroleum

## Suction & Discharge

 Refer to warnings and safety information on pages 0-1 – 0-16.

Use of damaged hose or improper use may result in bodily injury or property damage. Please consult Eaton catalog or Technical Support for proper application.

### H0369

### BOBCAT™ Corrugated Light Duty



#### Construction:

**Tube:** Vinyl nitrile

**Reinforcement:** 2-ply fiber with dual helical wires

**Cover:** Corrugated vinyl nitrile blend

#### Operating Temperature:

-40°C to +82°C  
(-40°F to +180°F)

#### Application:

- For transfer and blending of petroleum products
- Transfer of crude oil, salt water, slurries and non-potable water

#### Markets:

- Petroleum industry
- Oil and gas exploration
- Tank trucks
- Waste hauling
- Batch plants
- Gasoline drop

#### Type of Couplings:

- Cam and groove
- Combination nipple

Contact coupling manufacturer for attachment procedure and other coupling recommendations

# Part No.	Hose I.D.		Hose O.D.		Max Oper Pressure		Burst Pressure		Minimum Bend Radius		Weight		Length				
															mtr	ft	DN
H036932RD		50	51	50,8	2.00	63,5	2.50	10,5	150	42,0	600	76,2	3.00	1,18	0.79		50
H036932RD-		100	51	50,8	2.00	63,5	2.50	10,5	150	42,0	600	76,2	3.00	1,18	0.79		100
H036948RD-		100	80	76,2	3.00	88,9	3.50	10,5	150	42,0	600	127,0	5.00	1,86	1.25		100
H036964RD		50	102	101,6	4.00	114,3	4.50	10,5	150	42,0	600	177,8	7.00	2,38	1.60		50
H036964RD-		100	102	101,6	4.00	114,3	4.50	7,0	100	28,0	400	177,8	7.00	2,38	1.60		100

### EHP505

### Channeled Petroleum/Oil Suction & Discharge



#### Construction:

**Tube:** NBR blend

**Reinforcement:** High-tensile synthetic textile dual steel helical wires and dual anti-static copper wire

**Cover:** Channeled CR blend

#### Operating Temperature:

-30°C to +70°C  
(-22°F to +158°F)

#### Application:

- For suction and discharge of petroleum

For use with petroleum products with aromatic content up to 50%









#### Markets:

- Petroleum industry
- Paper/pulp industry
- Oil and gas exploration
- Ship building
- Tank trucks
- Waste hauling

#### Type of Couplings:


- Cam and groove
- Combination nipple

Contact coupling manufacturer for attachment procedure and other coupling recommendations

# Part No.																			
	mtr	ft	DN	mm	in	mm	in	bar	psi	bar	psi	mm	in	kPa	in/Hg	kg/m	lbs/ft	mtr	ft
EHP505-12-	MXX	100	19	19,0	0.75	29,0	1.14	10,5	150	31	450	50	1.97	94,8	28	0,49	0.33	40-61	100
EHP505-16-	MXX	100	25	25,4	1.00	35,0	1.38	10,5	150	31	450	70	2.76	94,8	28	0,60	0.40	40-61	100
EHP505-20-	MXX	100	31	31,8	1.25	42,0	1.65	10,5	150	31	450	90	3.54	94,8	28	0,81	0.54	40-61	100
EHP505-24-	MXX	100	38	38,1	1.50	48,0	1.89	10,5	150	31	450	105	4.13	94,8	28	0,95	0.64	40-61	100
EHP505-32-	MXX	100	51	50,8	2.00	63,0	2.48	10,5	150	31	450	150	5.91	94,8	28	1,58	1.06	40-61	100
EHP505-40-	MXX	100	60	63,5	2.50	74,0	2.91	10,5	150	31	450	185	7.28	94,8	28	1,79	1.20	40-61	100
EHP505-48-	MXX	100	80	76,2	3.00	90,0	3.54	10,5	150	31	450	220	8.66	94,8	28	2,57	1.73	40-61	100
EHP505-64-	MXX	100	102	101,6	4.00	117,5	4.63	10,5	150	31	450	300	11.81	94,8	28	4,23	2.84	40-61	100
EHP505-80-	MXX	100	130	127,0	5.00	146,0	5.75	10,5	150	31	450	400	15.75	80,0	24	6,02	4.05	40-61	100
EHP505-96-	MXX	100	150	152,4	6.00	172	6.77	10,5	150	31	450	550	21.65	80,0	24	7,06	4.75	40-61	100

# Petroleum

## Suction & Discharge

 Refer to warnings and safety information on pages 0-1 – 0-16.

Use of damaged hose or improper use may result in bodily injury or property damage. Please consult Eaton catalog or Technical Support for proper application.

### EHP503

### Flat Corrugated Tank Truck



#### Construction:

**Tube:** NBR blend

**Reinforcement:** High-tensile synthetic textile with a single steel helical wire and anti-static copper wire

**Cover:** Flat corrugated NBR blend

#### Operating Temperature:

-35°C to +70°C  
(-31°F to +158°F)

#### Application:

- For suction and discharge of petroleum products

#### Markets:

- Petroleum industry
- Paper/pulp industry
- Oil and gas exploration
- Ship building
- Tank trucks
- Waste hauling

#### Type of Couplings:

- Cam and groove
- Combination nipple

Contact coupling manufacturer for attachment procedure and other coupling recommendations


# Part No.			Hose I.D.			Hose O.D.		Max Oper Pressure		Burst Pressure		Minimum Bend Radius		Vacuum		Weight		Length	
	mtr	ft	DN	mm	in	mm	in	bar	psi	bar	psi	mm	in	kPa	in/Hg	kg/m	lbs/ft	mtr	ft
EHP503-12BK-	MXX	100	19	19,1	0.75	29,0	1.14	10,5	150	31	450	65	2.17	94,8	28	0,46	0.31	40-61	100
EHP503-16BK-	MXX	100	25	25,4	1.00	36,0	1.42	10,5	150	31	450	85	3.35	94,8	28	0,61	0.41	40-61	100
EHP503-20BK-	MXX	100	31	31,8	1.25	43,0	1.69	10,5	150	31	450	110	4.33	94,8	28	0,85	0.57	40-61	100
EHP503-24BK-	MXX	100	38	38,1	1.50	49,0	1.93	10,5	150	31	450	130	5.12	94,8	28	0,99	0.67	40-61	100
EHP503-32BK-	MXX	100	51	50,8	2.00	63,0	2.48	10,5	150	31	450	175	6.89	94,8	28	1,50	1.01	40-61	100
EHP503-40BK-	MXX	100	60	63,5	2.50	77,0	3.03	10,5	150	31	450	210	8.27	94,8	28	2,10	1.41	40-61	100
EHP503-48BK-	MXX	100	80	76,2	3.00	90,0	3.54	10,5	150	31	450	250	9.84	94,8	28	2,60	1.75	40-61	100
EHP503-64BK-	MXX	100	102	101,6	4.00	117,0	4.61	10,5	150	31	450	360	14.17	94,8	28	3,82	2.57	40-61	100
EHP503-80BK-	MXX	100	130	127,0	5.00	145,0	5.71	10,5	150	31	450	480	18.90	80,0	24	6,19	4.16	40-61	100
EHP503-96BK-	MXX	100	150	152,4	6.00	172,0	6.77	10,5	150	31	450	600	23.62	80,0	24	8,62	5.79	40-61	100
EHP503-128BK-	MXX	20	200	203,2	8.00	225,0	8.86	10,5	150	31	450	900	35.43	80,0	24	12,43	8.35	20	20

\*Product available in red also use RD as a color indicator when ordering



# Petroleum

## Suction & Discharge

 Refer to warnings and safety information on pages 0-1 – 0-16.

Use of damaged hose or improper use may result in bodily injury or property damage. Please consult Eaton catalog or Technical Support for proper application.

### EHP512

### Corrugated Petroleum/Oil Suction & Discharge



#### Construction:

**Tube:** NBR blend

**Reinforcement:** High-tensile synthetic textile helical wire and anti-static copper wire

**Cover:** Corrugated NBR blend

#### Operating Temperature:

-30°C to +70°C  
(-22°F to +158°F)

#### Application:

- For suction and discharge of petroleum products

For use with petroleum products with aromatic content up to 50%









#### Markets:

- Petroleum industry
- Paper/pulp industry
- Oil and gas exploration
- Ship building
- Tank trucks
- Waste hauling

#### Type of Couplings:

- Cam and groove
- Combination nipple


Contact coupling manufacturer for attachment procedure and other coupling recommendations

# Part No.																			
	mtr	ft	DN	mm	in	mm	in	bar	psi	bar	psi	mm	in	kPa	in/Hg	kg/m	lbs/ft	mtr	ft
EHP512-12BK-	MXX	100	19	19,0	0.75	29	1.14	10,5	150	31	450	75	2.95	94,8	28	0,57	0.38	40-61	100
EHP512-16BK-	MXX	100	25	25,4	1.00	35	1.38	10,5	150	31	450	100	3.94	94,8	28	0,68	0.46	40-61	100
EHP512-20BK-	MXX	100	31	31,8	1.25	42	1.65	10,5	150	31	450	120	4.72	94,8	28	0,83	0.56	40-61	100
EHP512-24BK-	MXX	100	38	38,1	1.50	48	1.89	10,5	150	31	450	140	5.51	94,8	28	0,97	0.65	40-61	100
EHP512-32BK-	MXX	100	51	50,8	2.00	63	2.48	10,5	150	31	450	190	7.48	94,8	28	1,70	1.14	40-61	100
EHP512-40BK-	MXX	100	60	63,5	2.50	74	2.91	10,5	150	31	450	250	9.84	94,8	28	1,98	1.33	40-61	100
EHP512-48BK-	MXX	100	80	76,2	3.00	89	3.50	10,5	150	31	450	300	11.81	94,8	28	2,67	1.79	40-61	100
EHP512-64BK-	MXX	100	102	101,6	4.00	116	4.57	10,5	150	31	450	425	16.73	94,8	28	3,86	2.59	40-61	100
EHP512-80BK-	MXX	100	130	127,0	5.00	145	5.71	10,5	150	31	450	550	21.65	80,0	24	6,04	4.06	40-61	100
EHP512-96BK-	MXX	100	150	152,4	6.00	172	6.77	10,5	150	31	450	640	25.20	80,0	24	7,57	5.09	40-61	100

\*Product also available in RD-Red

# Petroleum

## Suction & Discharge

 Refer to warnings and safety information on pages 0-1 – 0-16.

Use of damaged hose or improper use may result in bodily injury or property damage. Please consult Eaton catalog or Technical Support for proper application.

### EHP500

### Petroleum/Oil Suction & Discharge



#### Construction:

**Tube:** NBR blend

**Reinforcement:** High-tensile synthetic textile with a single steel helical wire and anti-static copper wire

**Cover:** NBR blend

#### Operating Temperature:

-35°C to +70°C  
(-31°F to +158°F)

#### Application:

- For suction and discharge of petroleum products

For use with petroleum products with aromatic content up to 50%









#### Markets:

- Petroleum industry
- Paper/pulp industry
- Oil and gas exploration
- Ship building
- Tank trucks
- Waste hauling
- Batch plants

#### Type of Couplings:


- Cam and groove
- Combination nipple

Contact coupling manufacturer for attachment procedure and other coupling recommendations

# Part No.																			
	mtr	ft	DN	mm	in	mm	in	bar	psi	bar	psi	mm	in	kPa	in/Hg	kg/m	lbs/ft	mtr	ft
EHP500-12BK-	MXX	200	19	19,1	0.75	30,0	1.18	10,5	150	31	450	95	3.75	94,8	28	0,59	0.40	40-61	200
EHP500-16BK-	MXX	200	25	25,4	1.00	36,0	1.44	10,5	150	31	450	110	4.33	94,8	28	0,71	0.48	40-61	200
EHP500-20BK-	MXX	200	31	31,8	1.25	43,0	1.69	10,5	150	31	450	140	5.51	94,8	28	0,91	0.61	40-61	200
EHP500-24BK-	MXX	200	38	38,1	1.50	49,0	1.93	10,5	150	31	450	170	6.69	94,8	28	1,17	0.79	40-61	200
EHP500-28BK-	MXX	200	45	44,5	1.78	56,0	2.20	10,5	150	31	450	210	8.27	94,8	28	1,36	0.91	40-61	200
EHP500-32BK-	MXX	200	51	50,8	2.00	63,0	2.48	10,5	150	31	450	250	9.84	94,8	28	1,65	1.11	40-61	200
EHP500-40BK-	MXX	200	60	63,5	2.50	77,0	3.03	10,5	150	31	450	310	12.20	94,8	28	2,13	1.43	40-61	200
EHP500-48BK-	MXX	200	80	76,2	3.00	89,0	3.50	10,5	150	31	450	380	14.96	94,8	28	2,81	1.89	40-61	200
EHP500-56BK-	MXX	200	90	88,9	3.50	105,0	4.13	10,5	150	31	450	450	17.72	94,8	28	3,61	2.43	40-61	200
EHP500-64BK-	MXX	200	102	101,6	4.00	117,0	4.61	10,5	150	31	450	510	20.08	94,8	28	4,06	2.73	40-61	200
EHP500-80BK-	MXX	100	130	127,0	5.00	145,0	5.70	10,5	150	31	450	650	25.59	94,8	28	6,21	4.17	40-61	200
EHP500-96BK-	MXX	100	150	152,4	6.00	170,0	6.69	10,5	150	31	450	750	29.53	94,8	28	7,87	5.29	40-61	200
EHP500-128BK-	MXX	100	200	203,2	8.00	228,0	8.98	10,5	150	31	450	750	29.53	80,0	24	14,42	9.69	40-61	100

# Petroleum

## Suction & Discharge

 Refer to warnings and safety information on pages 0-1 – 0-16.

Use of damaged hose or improper use may result in bodily injury or property damage. Please consult Eaton catalog or Technical Support for proper application.

### H0436

### Light Duty Petroleum Suction & Discharge



#### Construction:

**Tube:** Vinyl nitrile

**Reinforcement:** 2-ply fiber with dual helical wire

**Cover:** Vinyl nitrile

#### Operating Temperature:

-40°C to +71°C  
(-40°F to +160°F)

#### Application:

- For suction and discharge of petroleum products









#### Markets:

- Petroleum industry
- Paper/pulp industry
- Oil and gas exploration
- Ship building
- Tank trucks
- Waste hauling

#### Type of Couplings:


- Cam and groove
- Combination nipple

Contact coupling manufacturer for attachment procedure and other coupling recommendations

# Part No.																			
	mtr	ft	DN	mm	in	mm	in	bar	psi	bar	psi	mm	in	kPa	in/Hg	kg/m	lbs/ft	mtr	ft
H043624-		100	38	38,1	1.50	50,8	2.00	7,0	100	28	400	127,0	5.00	94,8	28	1,58	1.06		100
H043632-		100	51	50,8	2.00	63,5	2.50	7,0	100	28	400	152,4	6.00	94,8	28	1,90	1.28		100
H043648-		100	80	76,2	3.00	90,5	3.56	7,0	100	28	400	304,8	12.00	94,8	28	2,86	1.92		100
H043664-		100	102	101,6	4.00	115,9	4.56	7,0	100	28	400	355,6	14.00	94,8	28	3,97	2.67		100

# Petroleum

## Discharge

 Refer to warnings and safety information on pages 0-1 – 0-16.

Use of damaged hose or improper use may result in bodily injury or property damage. Please consult Eaton catalog or Technical Support for proper application.

### EHP517

### Petroleum/Oil Discharge

TS EN12115 NBR Type D



#### Construction:

**Tube:** NBR blend

**Reinforcement:** High-tensile synthetic textile and dual anti-static copper wire

**Cover:** NBR blend

#### Operating Temperature:

-20°C to +70°C  
(-4°F to +158°F)

#### Application:

- For discharge of petroleum products

For use with petroleum products with aromatic content up to 50%








#### Markets:

- Petroleum industry
- Paper/pulp industry
- Oil and gas exploration
- Ship building
- Tank trucks
- Waste hauling

#### Type of Couplings:

- Cam and groove
- Combination nipple

Contact coupling manufacturer for attachment procedure and other coupling recommendations

# Part No.																	
	mtr	ft	DN	mm	in	mm	in	bar	psi	bar	psi	mm	in	kg/m	lbs/ft	mtr	ft
EHP517-12-	MXX	100	19	19,0	0,75	31	1.22	16,0	230	64,0	920	125	4.92	0,63	0.42	40-61	100
EHP517-16-	MXX	100	25	25,4	1.00	37	1.46	16,0	230	64,0	920	150	5.91	0,78	0.52	40-61	100
EHP517-20-	MXX	100	31	32,0	1.25	44	1.73	16,0	230	64,0	920	175	6.89	0,97	0.65	40-61	100
EHP517-24-	MXX	100	38	38,0	1.50	51	2.01	16,0	230	64,0	920	225	8.86	1,22	0.82	40-61	100
EHP517-32-	MXX	100	51	50,8	2.00	67	2.64	16,0	230	64,0	920	275	10.83	2,01	1.35	40-61	100
EHP517-40-	MXX	100	60	63,5	2.50	79	3.11	16,0	230	64,0	920	300	11.81	2,31	1.55	40-61	100
EHP517-48-	MXX	100	80	76,2	3.00	92	3.62	16,0	230	64,0	920	350	13.78	2,78	1.87	40-61	100
EHP517-64-	MXX	100	102	101,6	4.00	118	4.65	16,0	230	64,0	920	450	17.72	3,82	2.57	40-61	100

### EHP515

### Petroleum/Oil Discharge

EN1761 Type D



#### Construction:

**Tube:** NBR blend

**Reinforcement:** High-tensile synthetic textile and dual anti-static copper wire

**Cover:** NBR blend

#### Operating Temperature:

-20°C to +70°C  
(-4°F to +158°F)

#### Application:

- For discharge of petroleum products

For use with petroleum products with aromatic content up to 50%








#### Markets:

- Petroleum industry
- Paper/pulp industry
- Oil and gas exploration
- Ship building
- Tank trucks
- Waste hauling

#### Type of Couplings:


- Cam and groove
- Combination nipple

Contact coupling manufacturer for attachment procedure and other coupling recommendations

# Part No.			 Hose I.D.			 Hose O.D.		 Max Oper Pressure		 Burst Pressure		 Minimum Bend Radius		 Weight		 Length	
			mtr	ft	DN	mm	in	mm	in	bar	psi	bar	psi	mm	in	kg/m	lbs/ft
EHP515-12-	MXX	100	19	19,0	0,75	31	1.22	16,0	230	48,0	690	125	4.92	0,63	0.42	40-61	100
EHP515-16-	MXX	100	25	25,4	1.00	37	1.46	16,0	230	48,0	690	150	5.91	0,73	0.49	40-61	100
EHP515-20-	MXX	100	31	32,0	1.25	44	1.73	16,0	230	48,0	690	175	6.89	0,94	0.63	40-61	100
EHP515-24-	MXX	100	38	38,0	1.50	51	2.01	16,0	230	48,0	690	225	8.86	1,19	0.80	40-61	100
EHP515-32-	MXX	100	51	50,8	2.00	67	2.64	16,0	230	48,0	690	275	10.83	1,96	1.32	40-61	100
EHP515-40-	MXX	100	60	63,5	2.50	79	3.11	16,0	230	48,0	690	300	11.81	2,24	1.51	40-61	100
EHP515-48-	MXX	100	80	76,2	3.00	92	3.62	16,0	230	48,0	690	350	13.78	2,73	1.84	40-61	100
EHP515-64-	MXX	100	102	101,6	4.00	118	4.65	16,0	230	48,0	690	450	17.72	3,71	2.49	40-61	100
EHP515-80-	MXX	100	130	127,0	5.00	145	5.71	16,0	230	48,0	690	635	25.00	4,82	3.24	40-61	100
EHP515-96-	MXX	100	150	152,4	6.00	172	6.77	16,0	230	48,0	690	750	29.53	6,14	4.13	40-61	100

# Petroleum

## Discharge

 Refer to warnings and safety information on pages 0-1 – 0-16.

Use of damaged hose or improper use may result in bodily injury or property damage. Please consult Eaton catalog or Technical Support for proper application.

### EHP513

### Petroleum/Oil Discharge

EN1360 Type 1



#### Construction:

**Tube:** NBR

**Reinforcement:** High-tensile synthetic textile and dual anti-static copper wire

**Cover:** CR blend

#### Operating Temperature:

-30°C to +70°C  
(-22°F to +158°F)

#### Application:

- For discharge of petroleum products

For use with petroleum products with aromatic content up to 50%








#### Markets:

- Petroleum industry
- Paper/pulp industry
- Oil and gas exploration
- Ship building
- Tank trucks
- Waste hauling

#### Type of Couplings:

- Cam and groove
- Combination nipple

Contact coupling manufacturer for attachment procedure and other coupling recommendations

# Part No.			 Hose I.D.			 Hose O.D.		 Max Oper Pressure		 Burst Pressure		 Minimum Bend Radius		 Weight		 Length	
	mtr	ft	DN	mm	in	mm	in	bar	psi	bar	psi	mm	in	kg/m	lbs/ft	mtr	ft
EHP513-08-	MXX	100	12	12,7	0.50	21,5	0.85	16,0	230	64,0	920	60	2.36	0,34	0.23	40-61	100
EHP513-10-	MXX	100	16	15,9	0.62	26,0	1.02	16,0	230	64,0	920	80	3.15	0,48	0.32	40-61	100
EHP513-12-	MXX	100	19	19,0	0.75	29,0	1.14	16,0	230	64,0	920	100	3.94	0,53	0.36	40-61	100
EHP513-16-	MXX	100	25	25,4	1.00	36,0	1.42	16,0	230	64,0	920	150	5.91	0,74	0.50	40-61	100
EHP513-20-	MXX	100	31	32,0	1.25	45,0	1.77	16,0	230	64,0	920	175	6.89	1,10	0.74	40-61	100
EHP513-24-	MXX	100	38	38,0	1.50	51,0	2.01	16,0	230	64,0	920	225	8.86	1,24	0.83	40-61	100
EHP513-25-	MXX	100	40	40,0	1.57	53,0	2.09	16,0	230	64,0	920	225	8.85	1,29	0.87	40-61	100

### EHP504

### High Pressure Petroleum Discharge



#### Construction:

**Tube:** NBR blend

**Reinforcement:** High-tensile synthetic textile and anti-static copper wire

**Cover:** NBR blend

#### Operating Temperature:

-35°C to +70°C  
(-31°F to +158°F)

#### Application:

- For discharge of petroleum products

For use with petroleum products with aromatic content up to 50%







#### Markets:

- Petroleum industry
- Paper/pulp industry
- Oil and gas exploration
- Ship building
- Tank trucks
- Waste hauling

#### Type of Couplings:


- Cam and groove
- Combination nipple

Contact coupling manufacturer for attachment procedure and other coupling recommendations

# Part No.			 Hose I.D.			 Hose O.D.		 Max Oper Pressure		 Burst Pressure		 Weight		 Length	
			DN	mm	in	mm	in	bar	psi	bar	psi	kg/m	lbs/ft	mtr	ft
EHP504-16-	MXX	100	25	25,4	1.00	36	1.42	17,2	250	52,0	750	0,65	0.44	40-61	100
EHP504-20-	MXX	100	31	32,0	1.25	43	1.69	17,2	250	52,0	750	0,86	0.58	40-61	100
EHP504-24-	MXX	100	38	38,0	1.50	49	1.93	17,2	250	52,0	750	0,97	0.65	40-61	100
EHP504-28-	MXX	100	45	44,5	1.75	56	2.20	17,2	250	52,0	750	1,23	0.83	40-61	100
EHP504-32-	MXX	100	51	50,8	2.00	63	2.48	17,2	250	52,0	750	1,39	0.93	40-61	100
EHP504-40-	MXX	100	60	63,5	2.50	76	2.99	17,2	250	52,0	750	1,79	1.20	40-61	100
EHP504-48-	MXX	100	80	76,2	3.00	90	3.54	17,2	250	52,0	750	2,33	1.57	40-61	100
EHP504-56-	MXX	100	90	90,0	3.50	105	4.13	17,2	250	52,0	750	2,96	1.99	40-61	100
EHP504-64-	MXX	100	102	101,6	4.00	117	4.61	17,2	250	52,0	750	3,35	2.25	40-61	100
EHP504-80-	MXX	100	130	127,0	5.00	144	5.67	17,2	250	52,0	750	4,55	3.06	40-61	100
EHP504-96-	MXX	100	150	152,4	6.00	171	6.73	17,2	250	52,0	750	5,96	4.01	40-61	100

# Petroleum

## Discharge

 Refer to warnings and safety information on pages O-1 – O-16.

Use of damaged hose or improper use may result in bodily injury or property damage. Please consult Eaton catalog or Technical Support for proper application.

### EHP501

### Petroleum/Oil Discharge



#### Construction:

**Tube:** NBR blend

**Reinforcement:** High-tensile synthetic textile and dual anti-static copper wire

**Cover:** NBR blend

#### Operating Temperature:

-30°C to +70°C  
(-22°F to +158°F)

#### Application:

- For discharge of petroleum products

For use with petroleum products with aromatic content up to 50%







#### Markets:

- Petroleum industry
- Paper/pulp industry
- Oil and gas exploration
- Ship building
- Tank trucks
- Waste hauling

#### Type of Couplings:

- Cam and groove
- Combination nipple

Contact coupling manufacturer for attachment procedure and other coupling recommendations

# Part No.			 Hose I.D.			 Hose O.D.		 Max Oper Pressure		 Burst Pressure		 Weight		 Length	
	mtr	ft	DN	mm	in	mm	in	bar	psi	bar	psi	kg/m	lbs/ft	mtr	ft
EHP501-16-	MXX	100	25	25,4	1.00	35	1.38	10,5	150	31,0	450	0,57	0.38	40-61	100
EHP501-20-	MXX	100	31	32,0	1.25	42	1.65	10,5	150	31,0	450	0,72	0.48	40-61	100
EHP501-24-	MXX	100	38	38,0	1.50	48	1.89	10,5	150	31,0	450	0,86	0.58	40-61	100
EHP501-28-	MXX	100	45	44,5	1.75	55	2.17	10,5	150	31,0	450	1,06	0.71	40-61	100
EHP501-32-	MXX	100	51	50,8	2.00	62	2.44	10,5	150	31,0	450	1,28	0.86	40-61	100
EHP501-40-	MXX	100	60	63,5	2.50	75	2.95	10,5	150	31,0	450	1,63	1.10	40-61	100
EHP501-48-	MXX	100	80	76,2	3.00	88	3.46	10,5	150	31,0	450	1,98	1.33	40-61	100
EHP501-56-	MXX	100	90	90,0	3.50	104	4.09	10,5	150	31,0	450	2,72	1.53	40-61	100
EHP501-64-	MXX	100	102	101,6	4.00	116	4.57	10,5	150	31,0	450	3,19	2.14	40-61	100
EHP501-80-	MXX	100	130	127,0	5.00	143	5.63	10,5	150	31,0	450	4,46	3.00	40-61	100
EHP501-96-	MXX	100	150	152,4	6.00	168	6.61	10,5	150	31,0	450	5,25	3.53	40-61	100

\*Product also available in GY=Gray and RD= Red



### H901

### BOSTON BULLDOG™ Fuel Oil



#### Construction:

**Tube:** Nitrile rubber (RMA Class A)

**Reinforcement:** Double fiber braid

**Cover:** Vinyl nitrile rubber

#### Operating Temperature:

-40°C to +82°C  
(-40°F to +180°F)

#### Application:

- For fuel oil transfer for residential and/or commercial delivery

#### Markets:

- Tank truck
- Petroleum refining
- Chemical processing
- Home delivery of fuel

#### Type of Couplings:

- Reattachable
- Internally expanded permanent attached

Contact coupling manufacturer for attachment procedure and other coupling recommendations

# Part No.			Hose I.D.			Hose O.D.		Max Oper Pressure		Burst Pressure		Weight		Length	
			DN	mm	in	mm	in	bar	psi	bar	psi	kg/m	lbs/ft	mtr	ft
H90120-		150	31	31,8	1.25	44,5	1.75	17,2	250	70,0	1000	0,93	0.62		150
H90122-		150	35	34,9	1.38	47,6	1.87	17,2	250	70,0	1000	0,99	0.66		150
H90124-		100	38	38,1	1.50	50,8	2.00	17,2	250	70,0	1000	1,11	0.75		100
H90124-		150	38	38,1	1.50	50,8	2.00	17,2	250	70,0	1000	1,11	0.75		150



# Specialty

## Fire Fighting

EHW018 Heavy Duty Fire Fighting Discharge . . . . .	J-5
EHW017 Fire Fighting Discharge . . . . .	J-6
EHW019 & EHW020 THERMORUB™ Fire Fighting . . . . .	J-7
EHW016 Fire Extinguisher . . . . .	J-8
EHG002 Carbon Dioxide Discharge . . . . .	J-9
H5751 & H5752 Chemical Booster . . . . .	J-10

## Steel Mill

EHN002 Steel Mill FG Cooling Water Transfer . . . . .	J-11
EHN003 Steel Mill Non-Flammable HD Cooling Water Transfer . . . . .	J-12
EHN004 Steel Mill Heavy Duty White Cooling Water Transfer . . . . .	J-13
EHN005 Steel Mill Medium Duty Cooling Water Transfer . . . . .	J-14
EHN006 Steel Mill Heavy Duty Ceramic Coated . . . . .	J-15
EHN007 Steel Mill Fiberglass Steam Transfer . . . . .	J-16
EHW006 Heavy Duty Cooling Water Transfer . . . . .	J-17

## Welding

EHW500 Industrial Welding . . . . .	J-18
EHW502 Heavy Duty Industrial Welding . . . . .	J-19
EHW503 Welding Liquid Propane Gas . . . . .	J-20
EHW504 Welding Torch Cooling . . . . .	J-21
EHW501 Industrial Welding Twinline . . . . .	J-22
EHW507 Industrial Welding Twinline . . . . .	J-23
EHW505 Welding Rubberized Electrical Protection . . . . .	J-24
EHW506 Welding Electrical Protection . . . . .	J-25

## Road Construction

H0372 BLACKCAT™ Hot Tar & Asphalt . . . . .	J-26
H0616 BLACKCAT™ Corrugated Hot Tar & Asphalt . . . . .	J-27
EHK009 Asphalt S & D . . . . .	J-28
H9603 Hot Tar Pumping . . . . .	J-29

## Specialized

EH066 Diesel Exhaust Fluid Dispensing . . . . .	J-30
H969 Hydrocarbon Drain . . . . .	J-31
H8811 Nitrogen . . . . .	J-32
EHS500 Sweeper Hose . . . . .	J-33
EHS501 Sewer Sweeper Vacuum . . . . .	J-34



## Fire Fighting

**EHW018 Heavy Duty Fire Fighting Discharge**

**Application:** Fire fighting vehicles: EN 1947:2002-1/CAT.II TYPE C-CLASS 1  
**Tube:** Synthetic rubber  
**Reinforcement:** High-tensile synthetic textile  
**Cover:** Synthetic rubber  
**Temp:** -20°C to +70°C, (-4°F to +158°F)  
**Pressure:** 41 bar / 600 psi

**EHW017 Fire Fighting Discharge**

**Application:** Fire fighting vehicles: EN 1947:2002-1/ CAT.I TYPE A-CLASS 1  
**Tube:** Synthetic rubber  
**Reinforcement:** High-tensile synthetic textile  
**Cover:** Synthetic rubber  
**Temp:** -20°C to +70°C, (-4°F to +158°F)  
**Pressure:** 41 bar / 600 psi

**EHW019 & EHW020 THERMORUB™ Fire Fighting**

**Application:** Fire fighting applications in fire reels  
**Tube:** Thermorub compound  
**Reinforcement:** High-tensile synthetic textile  
**Cover:** Thermorub compound  
**Temp:** -5°C to +60°C, (+23°F to +140°F)  
**Pressure:** 7,0-20,7 bar / 100-300 psi

**EHW016 Fire Extinguisher**

**Application:** Fire extinguishers  
**Tube:** EPDM rubber  
**Reinforcement:** High-tensile synthetic textile  
**Cover:** EPDM rubber  
**Temp:** -40°C to +120°C, (-40°F to +248°F)  
**Pressure:** 20,7 bar / 300 psi

**EHG002 Carbon Dioxide Discharge**

**Application:** Transfer of carbon dioxide  
**Tube:** EPDM rubber  
**Reinforcement:** High-tensile synthetic textile  
**Cover:** EPDM rubber  
**Temp:** -25°C to +70°C, (-13°F to +158°F)  
**Pressure:** 103 bar / 1500 psi

**H5751 & H5752 Chemical Booster**

**Application:** Pressure booster hose on fire fighting equipment  
**Tube:** Synthetic rubber  
**Reinforcement:** 2-textile braid  
**Cover:** Synthetic rubber  
**Temp:** -40°C to +82°C, (-40°F to +180°F)  
**Pressure:** 55 bar / 800 psi

## Steel Mill

**EHN002 Steel Mill FG Cooling Water Transfer**

**Application:** Cooling water transfer  
**Tube:** Synthetic rubber  
**Reinforcement:** High-tensile synthetic textile  
**Cover:** Impregnated synthetic rubber  
**Temp:** -25°C to +75°C, (-13°F to +158°F)  
**Pressure:** 7 bar / 100 psi

**EHN003 Steel Mill Non-Flammable HD Cooling Water Transfer**

**Application:** Discharge of cooling water  
**Tube:** EPDM **Reinforcement:** High-tensile synthetic textile  
**Cover:** EPDM rubber and glass fiber  
**Temp:** -40°C to +120°C, (-40°F to +248°F)  
**Pressure:** 10,5 bar / 150 psi

**EHN004 Steel Mill Heavy Duty White Cooling Water Transfer**

**Application:** Discharge of cooling water  
**Tube:** EPDM **Reinforcement:** High-tensile synthetic textile  
**Cover:** EPDM rubber and glass fiber  
**Temp:** -40°C to +125°C, (-40°F to +257°F)  
**Pressure:** 10,5 bar / 150 psi

**EHN005 Steel Mill Medium Duty Cooling Water Transfer**

**Application:** Cooling water systems in steel mills and foundries  
**Tube:** EPDM rubber  
**Reinforcement:** High-tensile synthetic textile  
**Cover:** Synthetic rubber and 2 glass fiber  
**Temp:** -40°C to +125°C, (-40°F to +257°F)  
**Pressure:** 6 bar / 85 psi

**EHN006 Steel Mill Heavy Duty Ceramic Coated**

**Application:** Transfer of water and hot water where hose needs to be resistant to heat  
**Tube:** EPDM rubber **Reinforcement:** High-tensile synthetic textile  
**Cover:** Ceramic coated EPDM rubber  
**Temp:** -40°C to +125°C, (-40°F to +257°F)  
**Pressure:** 25 bar / 365 psi

**EHN007 Steel Mill Fiberglass Steam Transfer**

**Application:** Discharge of cooling water  
**Tube:** EPM **Reinforcement:** High-tensile synthetic textile  
**Cover:** Synthetic rubber and glass fiber  
**Temp:** -20°C to +165°C, (-4°F to +329°F)  
**Pressure:** 7 bar / 100 psi

**EHW006 Heavy Duty Cooling Water Transfer**

**Application:** Discharge of cooling water  
**Tube:** EPDM **Reinforcement:** High-tensile synthetic textile  
**Cover:** EPDM rubber and glass fiber  
**Temp:** -40°C to +125°C, (-40°F to +257°F)  
**Pressure:** 10,5 bar / 150 psi

## Welding

**EHW500 Industrial Welding**

**Application:** Industrial welding with oxygen or acetylene  
**Tube:** Synthetic rubber  
**Reinforcement:** High-tensile synthetic textile **Cover:** Synthetic rubber  
**Temp:** -30°C to +80°C, (-22°F to +176°F)  
**Pressure:** 20,7 bar / 300 psi

**EHW502 Heavy Duty Industrial Welding**

**Application:** Industrial welding with acetylene: ASTM C 542  
**Tube:** Synthetic rubber  
**Reinforcement:** High-tensile synthetic textile  
**Cover:** Synthetic rubber  
**Temp:** -30°C to +100°C, (-22°F to +212°F)  
**Pressure:** 25 bar / 365 psi

**EHW503 Welding Liquid Propane Gas**

**Application:** Industrial welding with LPG  
**Tube:** Synthetic rubber  
**Reinforcement:** High-tensile synthetic textile  
**Cover:** Synthetic rubber  
**Temp:** -30°C to +80°C, (-22°F to +176°F)  
**Pressure:** 20,7 bar / 300 psi

**EHW504 Welding Torch Cooling**

**Application:** Delivery of water and cooling liquids suitable for welding torch  
**Tube:** Synthetic rubber  
**Reinforcement:** High-tensile synthetic textile  
**Cover:** Synthetic rubber  
**Temp:** -40°C to +120°C, (-40°F to +248°F)  
**Pressure:** 7 bar / 100 psi

**EHW501 Industrial Welding Tinline (Blue and Red)**


**Application:** Industrial welding with oxygen or acetylene  
**Tube:** Synthetic rubber  
**Reinforcement:** High-tensile synthetic textile  
**Cover:** Synthetic rubber  
**Temp:** -30°C to +80°C, (-22°F to +176°F)  
**Pressure:** 20,7 bar / 300 psi

**EHW507 Industrial Welding Tinline (Green and Red)**

**Application:** Industrial welding with oxygen or acetylene  
**Tube:** Synthetic rubber  
**Reinforcement:** High-tensile synthetic textile  
**Cover:** Synthetic rubber  
**Temp:** -30°C to +80°C, (-22°F to +176°F)  
**Pressure:** 20,7 bar / 300 psi

**EHW505 Welding Rubberized Electrical Protection**

**Application:** Cable protection in industrial applications  
**Tube:** Rubberized textile fabric **Cover:** Synthetic rubber  
**Temp:** -30°C to +80°C, (-22°F to +176°F)

**EHW506 Welding Electrical Protection**

**Application:** Cable protection in industrial applications  
**Tube:** Synthetic fulleno **Cover:** Synthetic rubber  
**Temp:** -30°C to +80°C, (-22°F to +176°F)

**Road Construction****H0372 BLACKCAT™ Hot Tar & Asphalt**

**Application:** Suction & discharge of tar and asphalt  
**Tube:** Nitrile  
**Reinforcement:** 2-ply fiberglass with helical wire  
**Cover:** Neoprene  
**Temp:** +177°C Intermittent, (+350°F) up to +400°F  
**Pressure:** 13,8 bar / 200 psi

**H0616 BLACKCAT™ Corrugated Hot Tar & Asphalt**

**Application:** Suction & discharge of tar and asphalt  
**Tube:** Nitrile  
**Reinforcement:** 2-ply fiberglass with helical wire  
**Cover:** Corrugated neoprene  
**Temp:** +177°C Intermittent (+350°F) up to +400°F  
**Pressure:** 13,8 bar / 200 psi

**EHK009 Asphalt S & D**

**Application:** Suction & discharge of tar and asphalt  
**Tube:** Synthetic rubber  
**Reinforcement:** High-tensile synthetic textile dual helical wire with anti-static copper wire **Cover:** Synthetic rubber  
**Temp:** -40°C to +180°C, (-40°F to +356°F)  
**Pressure:** 18 bar / 260 psi

**H9603 Hot Tar Pumping**

**Application:** Hot tar projects  
**Tube:** Nitrile (RMA Class A) **Reinforcement:** 2-wire braid  
**Cover:** Pin-pricked CPE  
**Temp:** +177°C Intermittent, (+350°F)  
**Pressure:** 17,2 bar / 250 psi

**Specialized****EH066 Diesel Exhaust Fluid Dispensing**

**Application:** Conveying diesel exhaust fluid  
**Tube:** Peroxide cured EPDM  
**Reinforcement:** Fiber braid with stainless steel anti-static wire  
**Cover:** Peroxide cured EPDM  
**Temp:** -40°C to +125°C, (-40°F to +257°F)  
**Pressure:** 21 bar / 300 psi

**H969 Hydrocarbon Drain**

**Application:** Hydrocarbon drain service  
**Tube:** Nitrile (RMA Class A) **Reinforcement:** 2-wire braid  
**Cover:** Pin-pricked chlorinated polyethylene  
**Temp:** +177°C, (+350°F)  
**Pressure:** 21 bar / 300 psi

**H8811 Nitrogen**

**Application:** Transfer of nitrogen at ambient temperatures  
**Tube:** Nitrile **Reinforcement:** 4-spiral fiber **Cover:** Pin-pricked neoprene  
**Temp:** -40°C to 80°C, (-40°F to 180°F)  
**Pressure:** 21 bar / 300 psi

**EHS500 Sweeper Hose**

**Application:** Street cleaning machines  
**Tube:** Natural rubber  
**Reinforcement:** Synthetic textile  
**Cover:** Natural rubber  
**Temp:** -25°C to +70°C, (-13°F to +158°F)

**EHS501 Sewer Sweeper Vacuum**

**Application:** Suction and cleaning of sewage systems  
**Tube:** NBR blend **Reinforcement:** High-tensile synthetic textile and steel helical wire  
**Cover:** CR blend with cuffed ends  
**Temp:** -35°C to +100°C, (-31°F to +212°F)  
**Pressure:** 6 bar / 85 psi

# Specialty

## Introduction and Safety Information



### Remove the Guesswork from Selecting, Buying and Using Critical Application Hose

- When you're handling easily contaminated or hazardous material, it is critical to select the proper hose. The high visibility branding and color coding of Eaton removes the guesswork for hose selection.

### Environmental Resistance

- The tube and cover materials of Eaton industrial hose products are designed to assure maximum hose life at a superior value to the customer. Specialty service Eaton hoses are sophisticated transfer products for demanding jobs. Exceptional aging, weathering and heat resistant properties keep the hose flexible and easy to use.

### Permanent Branding for Easy Identification

- The name of the hose and the working pressure are molded into the hose cover can't rub off. This makes hose selection on the job quicker, easier and safer.

### The Eaton Reputation for Quality

- Your assurance of dependable performance.

## Specialty Hose Safety Information

### Important!

**⚠ WARNING:** Testing can be dangerous and should be done only by trained personnel using proper tools and procedures. Failure to follow such procedures might result in serious injury, death, or damage to property.

**⚠ WARNING:** Failure to properly follow the manufacturer's recommended procedures for the care, maintenance, and storage of a particular hose may result in its failure to perform in the manner intended and may result in serious injury, death, or damage to property.

**⚠ WARNING:** Do not use chemical hose at temperatures or pressures above those recommended by the manufacturer. All operators must be thoroughly trained in the care and use of this hose and must at all times wear protective clothing. A hose or system failure could cause the release of a poisonous, corrosive or flammable material.

**⚠ WARNING:** Consult with the Coupling Manufacturer to make sure you choose the correct coupling and proper assembly for the application. Such matching of hose and couplings, and assembling of couplings, should be performed only by trained personnel using proper tools and procedures. Failure to follow manufacturer's instructions or failure to use trained personnel may result in serious bodily injury and/or property damage.

**⚠ WARNING:** Never use a hose to transfer material it is not specifically meant to transfer. Doing so could deteriorate the hose and result in leaking, hose bursting, or end blow-offs. This could lead to serious personal injury or death. Always transfer material in a hose that is designed specifically to transfer that material. This information is listed in this catalog.

**⚠ WARNING:** Consider both working pressure and pressure surges when determining "maximum" pressure. Failure to select a hose that meets both these requirements could lead to end blow-offs, hose leakage, and hose bursting. The result could be serious injury or death. The Eaton industrial hose you choose must meet or exceed the required working pressure, and must have a safety factor to allow for surge pressure.

**⚠ WARNING:** Do not use hose at temperatures that exceed the hose temperature rating. Doing so could deteriorate the hose, leading to leaks, hose bursting, and end blow-offs. This could result in serious personal injury or death.

**⚠ WARNING:** Selection of the proper hose for the application is essential to the proper operation and safe use of the hose and related equipment. Inadequate attention to selection of hose for the application can result in serious bodily injury or property damage. In order to avoid serious bodily injury or property damage resulting from selection of the wrong hose, you should carefully review the information in this catalog.

## EHW018

### Heavy Duty Fire Fighting Discharge

EN 1947:2002-1/CAT.II TYPE C-CLASS 1



#### Construction:

**Tube:** Synthetic rubber

**Reinforcement:** High-tensile synthetic textile

**Cover:** Synthetic rubber

#### Operating Temperature:

-20°C to +70°C  
(-4°F to +158°F)

#### Application:








- For fire fighting vehicles

#### Markets:

- Fire fighting


#### Type of Couplings:

Contact coupling manufacturer for coupling selection and installation

# Part No.			 Hose I.D.			 Hose O.D.		 Max Oper Pressure		 Burst Pressure		 Minimum Bend Radius		 Weight		 Length	
	mtr	ft	DN	mm	in	mm	in	bar	psi	bar	psi	mm	in	kg/m	lbs/ft	mtr	ft
EHW018-08-	MXX	100	12	12,7	0.50	21,5	1.24	41,0	600	125	1800	120	4.72	0,32	0.22	40-61	100
EHW018-12-	MXX	100	19	19,0	0.75	32,5	1.28	41,0	600	125	1800	190	7.48	0,72	0.48	40-61	100
EHW018-16-	MXX	100	25	25,4	1.00	39,0	1.54	41,0	600	125	1800	200	7.87	0,87	0.58	40-61	100
EHW018-20-	MXX	100	31	31,8	1.25	45,0	1.77	41,0	600	125	1800	280	11.02	0,98	0.66	40-61	100

# Specialty

## Fire Fighting

 Refer to warnings and safety information on pages 0-1 – 0-16.

Use of damaged hose or improper use may result in bodily injury or property damage. Please consult Eaton catalog or Technical Support for proper application.

### EHW017

### Fire Fighting Discharge

EN 1947:2002-1/ CAT.I TYPE A-CLASS 1



#### Construction:

**Tube:** Synthetic rubber

**Reinforcement:** High-tensile synthetic textile

**Cover:** Synthetic rubber

#### Operating Temperature:

-20°C to +70°C  
(-4°F to +158°F)

#### Application:








- For fire fighting vehicles

#### Markets:

- Fire fighting

#### Type of Couplings:

Contact coupling manufacturer for coupling selection and installation

# Part No.			 Hose I.D.			 Hose O.D.		 Max Oper Pressure		 Burst Pressure		 Minimum Bend Radius		 Weight		 Length	
	mtr	ft	DN	mm	in	mm	in	bar	psi	bar	psi	mm	in	kg/m	lbs/ft	mtr	ft
EHW017-08-	MXX	100	12	12,7	0.50	21	0.83	15,5	225	46,0	675	120	4.72	0,31	0.21	40-61	100
EHW017-12-	MXX	100	19	19,0	0.75	32	1.26	15,5	225	46,0	675	190	7.48	0,71	0.48	40-61	100
EHW017-16-	MXX	100	25	25,4	1.00	38	1.50	15,5	225	46,0	675	200	7.87	0,85	0.57	40-61	100
EHW017-20-	MXX	100	31	31,8	1.25	44	1.73	15,5	225	46,0	675	280	11.02	0,96	0.65	40-61	100



## EHW019 & EHW020 THERMORUB™ Fire Fighting



### Construction:

**Tube:** Thermorub compound

**Reinforcement:** High-tensile synthetic textile

**Cover:** Thermorub compound

### Operating Temperature:

-5°C to +60°C  
(+23°F to +140°F)

### Application:








- For fire fighting applications in fire reels

### Markets:

- Fire fighting

### Type of Couplings:


Contact coupling manufacturer for coupling selection and installation

# Part No.			 Hose I.D.			 Hose O.D.		 Max Oper Pressure		 Burst Pressure		 Minimum Bend Radius		 Weight		 Length		
			DN	mm	in	mm	in	bar	psi	bar	psi	mm	in	kg/m	lbs/ft	mtr	ft	
<b>EHW019</b>	mtr	ft																
EHW019-12RD-	MXX	100	19	19,0	0.75	26,0	1.02	13,8	200	41,0	600	230	9.06	0,39	0.26	20-100	100	
EHW019-16RD-	MXX	100	25	25,4	1.00	33,0	1.30	13,8	200	41,0	600	300	11.81	0,57	0.38	20-100	100	
EHW019-20RD-	MXX	100	31	31,8	1.25	43,0	1.69	7,0	100	41,0	600	385	15.16	0,91	0.61	20-100	100	
<b>EHW020</b>																		
EHW020-08RD-	MXX	100	12	12,7	0.50	19,0	0.75	20,7	300	72,0	1050	200	7.87	0.24	0.16	20-100	100	
EHW020-12RD-	MXX	100	19	19,0	0.75	26,0	1.02	20,7	300	72,0	1050	230	9.06	0,38	0.26	20-100	100	
EHW020-16RD-	MXX	100	25	25,4	1.00	33,0	1.30	20,7	300	72,0	1050	300	11.81	0,56	0.38	20-100	100	

\* Product is also available in BK-Black

# Specialty

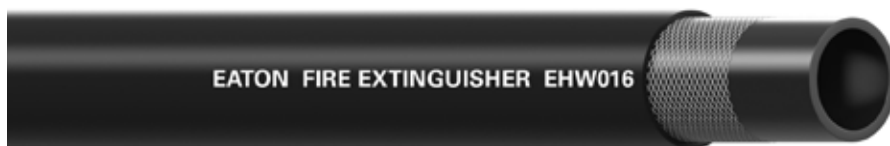
## Fire Fighting

 Refer to warnings and safety information on pages 0-1 – 0-16.

Use of damaged hose or improper use may result in bodily injury or property damage. Please consult Eaton catalog or Technical Support for proper application.

### EHW016

### Fire Extinguisher



**Construction:**

**Tube:** EPDM rubber  
**Reinforcement:** High-tensile synthetic textile  
**Cover:** EPDM rubber

**Operating Temperature:**

-40°C to +120°C  
 (-40°F to +248°F)

**Application:**







- For fire extinguishers

**Markets:**

- Fire fighting

**Type of Couplings:**

Contact coupling manufacturer for coupling selection and installation

# Part No.			 Hose I.D.			 Hose O.D.		 Max Oper Pressure		 Burst Pressure		 Weight		 Length	
			DN	mm	in	mm	in	bar	psi	bar	psi	kg/m	lbs/ft	mtr	ft
EHW016-06-	M10	100	10	9,5	0.38	16,0	0.63	20,7	300	70,0	1015	0,15	0.10	10	100
EHW016-08-	M10	100	12	12,7	0.50	21,0	0.83	20,7	300	70,0	1015	0,25	0.17	10	100
EHW016-10-	M10	100	16	15,9	0.62	25,0	0.98	20,7	300	70,0	1015	0,35	0.24	10	100

**EHG002**

**Carbon Dioxide Discharge**



**Construction:**

**Tube:** EPDM rubber

**Reinforcement:** High-tensile synthetic textile

**Cover:** EPDM rubber

**Operating Temperature:**

-25°C to +70°C  
(-13°F to +158°F)

**Application:**







- For transfer of carbon dioxide

**Markets:**

- Fire fighting


**Type of Couplings:**

Contact coupling manufacturer for coupling selection and installation

# Part No.			 Hose I.D.			 Hose O.D.		 Max Oper Pressure		 Burst Pressure		 Weight		 Length	
			DN	mm	in	mm	in	bar	psi	bar	psi	kg/m	lbs/ft	mtr	ft
EHG002M07-	M10	100		7,0	0.28	18,0	0.71	103	1500	400	5800	0,27	0.18	10	100
EHG002M7.5-	M10	100		7,5	0.30	18,0	0.71	103	1500	400	5800	0,26	0.17	10	100
EHG002M08-	M10	100		8,0	0.31	17,0	0.67	103	1500	400	5800	0,22	0.15	10	100

# Specialty

## Fire Fighting

 Refer to warnings and safety information on pages O-1 – O-16.

Use of damaged hose or improper use may result in bodily injury or property damage. Please consult Eaton catalog or Technical Support for proper application.

### H5751 & H5752 Chemical Booster



**Construction:**

**Tube:** Synthetic rubber

**Reinforcement:** 2 textile braid

**Cover:** Synthetic rubber

**Operating Temperature:**

-40°C to +82°C  
(-40°F to +180°F)

**Application:**

- For pressure booster hose on fire fighting equipment







**Markets:**

- Fire fighting

**Type of Couplings:**

- Spanner hole type
- Barway

Contact coupling manufacturer for attachment procedure and other coupling recommendations

# Part No.	 Hose I.D.					 Hose O.D.		 Max Oper Pressure		 Burst Pressure		 Weight		 Length	
	mtr	ft	DN	mm	in	mm	in	bar	psi	bar	psi	kg/m	lbs/ft	mtr	ft
<b>H5751</b>															
H5751-*		50 or 100	19	19,0	0.75	31,8	1.25	55,0	800	165	2400	0,83	0.56		50, 100
H5751-*		150 or 200	19	19,0	0.75	31,8	1.25	55,0	800	165	2400	0,83	0.56		150, 200
<b>H5752</b>															
H5752-*		50 or 100	25	25,4	1.00	40,5	1.59	55,0	800	165	2400	1,20	0.81		50, 100
H5752-*		150 or 200	25	25,4	1.00	40,5	1.59	55,0	800	165	2400	1,20	0.81		150, 200

\*Product is available as a MTO—Make to Order

### EHN002

### Steel Mill FG Cooling Water Transfer

(Outside Temperature up to 600°C)



#### Construction:

**Tube:** Synthetic rubber

**Reinforcement:** High-tensile synthetic textile

**Cover:** Impregnated synthetic rubber

#### Operating Temperature:

-25°C to +75°C  
(-13°F to +158°F)

#### Application:

- For cooling water transfer

#### Markets:

- Steel mill
- Foundries


#### Type of Couplings:

Contact coupling manufacturer for coupling selection and installation

#	Part No.		Hose I.D.			Hose O.D.		Max Oper Pressure		Burst Pressure		Weight		Length	
			DN	mm	in	mm	in	bar	psi	bar	psi	kg/m	lbs/ft	mtr	ft
EHN002-06-	M61	100	10	9,5	0.38	20,0	0.79	7,0	100	20,7	300	0,31	0.21	61	100
EHN002-08-	M61	100	12	12,7	0.50	22,0	0.87	7,0	100	20,7	300	0,36	0.24	61	100
EHN002-10-	M61	100	16	15,9	0.62	25,0	0.98	7,0	100	20,7	300	0,44	0.30	61	100
EHN002-12-	M61	100	19	19,0	0.75	29,0	1.14	7,0	100	20,7	300	0,52	0.35	61	100
EHN002-16-	M61	100	25	25,4	1.00	35,0	1.38	7,0	100	20,7	300	0,64	0.43	61	100
EHN002-20-	M61	100	31	31,8	1.25	41,5	1.63	7,0	100	20,7	300	0,85	0.57	61	100
EHN002-24-	M61	100	38	38,1	1.50	50,0	1.97	7,0	100	20,7	300	0,97	0.65	61	100
EHN002-28-	M61	100	45	44,5	1.75	55,0	2.17	7,0	100	20,7	300	1,22	0.82	61	100
EHN002-32-	M61	100	51	50,8	2.00	63,0	2.48	7,0	100	20,7	300	1,40	0.94	61	100
EHN002-40-	M61	100	60	63,5	2.50	76,0	2.99	7,0	100	20,7	300	2,04	1.37	61	100
EHN002-48-	M61	100	80	76,2	3.00	89,0	3.50	7,0	100	20,7	300	2,54	1.71	61	100
EHN002-64-	M61	100	102	101,6	4.00	115,0	4.53	7,0	100	20,7	300	3,31	2.23	61	100
EHN002-80-	M61	100	130	127,0	5.00	145,0	5.71	7,0	100	20,7	300	5,16	3.47	61	100

## Specialty

## Steel Mill

 Refer to warnings and safety information on pages 0-1 – 0-16.

Use of damaged hose or improper use may result in bodily injury or property damage. Please consult Eaton catalog or Technical Support for proper application.

## EHN003

## Steel Mill Non-Flammable HD Cooling Water Transfer

**Construction:**

**Tube:** EPDM

**Reinforcement:** High-tensile synthetic textile

**Cover:** EPDM rubber and glass fiber

**Operating Temperature:**

-40°C to +120°C  
(-40°F to +248°F)

**Application:**

- For discharge of cooling water

**Markets:**

- Steel mill
- Foundries

**Type of Couplings:**

Contact coupling manufacturer for coupling selection and installation

#	Part No.		Hose I.D.			Hose O.D.		Max Oper Pressure		Burst Pressure		Weight		Length	
			DN	mm	in	mm	in	bar	psi	bar	psi	kg/m	lbs/ft	mtr	ft
EHN003-06-	MXX	100	10	9,5	0.38	19	0.75	10,5	150	31,0	450	0,28	0.19	40-61	100
EHN003-08-	MXX	100	12	12,7	0.50	22	0.87	10,5	150	31,0	450	0,36	0.24	40-61	100
EHN003-12-	MXX	100	19	19,0	0.75	32	1.26	10,5	150	31,0	450	0,70	0.47	40-61	100
EHN003-16-	MXX	100	25	25,4	1.00	38	1.50	10,5	150	31,0	450	0,83	0.32	40-61	100
EHN003-20-	MXX	100	31	31,8	1.25	47	1.85	10,5	150	31,0	450	1,24	0.83	40-61	100
EHN003-24-	MXX	100	38	38,1	1.50	54	2.13	10,5	150	31,0	450	1,53	1.03	40-61	100
EHN003-28-	MXX	100	45	44,5	1.75	61	2.40	10,5	150	31,0	450	1,83	1.23	40-61	100
EHN003-32-	MXX	100	51	50,8	2.00	69	2.72	10,5	150	31,0	450	2,36	1.59	40-61	100
EHN003-40-	MXX	100	60	63,5	2.50	80	3.15	10,5	150	31,0	450	2,61	1.75	40-61	100
EHN003-48-	MXX	100	80	76,2	3.00	94	3.70	10,5	150	31,0	450	3,11	2.09	40-61	100
EHN003-64-	MXX	100	102	101,6	4.00	122	4.80	10,5	150	31,0	450	4,72	3.17	40-61	100

Resistance  $\leq 1 \times 10^9 \Omega/m$

### EHN004

## Steel Mill Heavy Duty White Cooling Water Transfer

(Outside Temperature up to 600°C)



#### Construction:

**Tube:** EPDM

**Reinforcement:** High-tensile synthetic textile

**Cover:** EPDM rubber and glass fiber

#### Operating Temperature:

-40°C to +125°C  
(-40°F to +257°F)

#### Application:







- For discharge of cooling water

#### Markets:

- Steel mill
- Foundries

#### Type of Couplings:


Contact coupling manufacturer for coupling selection and installation

# Part No.			 Hose I.D.			 Hose O.D.		 Max Oper Pressure		 Burst Pressure		 Weight		 Length	
			DN	mm	in	mm	in	bar	psi	bar	psi	kg/m	lbs/ft	mtr	ft
EHN004-08-	MXX	100	12	12,7	0.50	22	0.87	10,5	150	31,0	450	0,34	0.23	40-61	100
EHN004-10-	MXX	100	16	15,9	0.62	26	1.02	10,5	150	31,0	450	0,44	0.30	40-61	100
EHN004-12-	MXX	100	19	19,0	0.75	30	1.18	10,5	150	31,0	450	0,57	0.38	40-61	100
EHN004-16-	MXX	100	25	25,4	1.00	37	1.46	10,5	150	31,0	450	0,74	0.50	40-61	100
EHN004-20-	MXX	100	31	31,8	1.25	45	1.77	10,5	150	31,0	450	0,99	0.67	40-61	100
EHN004-24-	MXX	100	38	38,1	1.50	52	2.05	10,5	150	31,0	450	1,24	0.83	40-61	100
EHN004-28-	MXX	100	45	44,5	1.75	59	2.32	10,5	150	31,0	450	1,49	1.00	40-61	100
EHN004-32-	MXX	100	51	50,8	2.00	65	2.56	10,5	150	31,0	450	1,64	1.10	40-61	100
EHN004-40-	MXX	100	60	63,5	2.50	79	3.11	10,5	150	31,0	450	2,15	1.45	40-61	100
EHN004-48-	MXX	100	80	76,2	3.00	94	3.70	10,5	150	31,0	450	3,02	2.03	40-61	100
EHN004-64-	MXX	100	102	101,6	4.00	120	4.72	10,5	150	31,0	450	3,96	2.66	40-61	100

Resistance  $\leq 1 \times 10^9 \Omega/m$

## Specialty

## Steel Mill

 Refer to warnings and safety information on pages 0-1 – 0-16.

Use of damaged hose or improper use may result in bodily injury or property damage. Please consult Eaton catalog or Technical Support for proper application.

## EHN005

## Steel Mill Medium Duty Cooling Water Transfer

**Construction:**

**Tube:** EPDM rubber

**Reinforcement:** High-tensile synthetic textile

**Cover:** Synthetic rubber and 2 glass fiber

**Operating Temperature:**

-40°C to +125°C  
(-40°F to +257°F)

**Application:**







- For cooling water systems in steel mills and foundries

**Markets:**

- Steel mill
- Foundries

**Type of Couplings:**

Contact coupling manufacturer for coupling selection and installation

# Part No.			 Hose I.D.			 Hose O.D.		 Max Oper Pressure		 Burst Pressure		 Weight		 Length	
			DN	mm	in	mm	in	bar	psi	bar	psi	kg/m	lbs/ft	mtr	ft
EHN005-64-	M20	20	102	101,6	4.00	130	5.12	6,0	85	18,0	260	6,86	4.61	20	20
EHN005-80-	M20	20	130	127,0	5.00	155	6.10	6,0	85	18,0	260	8,36	5.62	20	20
EHN005-96-	M20	20	150	152,4	6.00	181	7.13	6,0	85	18,0	260	9,92	6.67	20	20
EHN005-128-	M20	20	200	203,2	8.00	232	9.13	6,0	85	18,0	260	12,73	8.56	20	20
EHN005-160-	M20	20	250	254,0	10.00	282	11.10	6,0	85	18,0	260	15,50	10.42	20	20



### EHN006

### Steel Mill Heavy Duty Ceramic Coated



#### Construction:

**Tube:** EPDM rubber

**Reinforcement:** High-tensile synthetic textile

**Cover:** Ceramic coated EPDM rubber

#### Operating Temperature:

-40°C to +125°C  
(-40°F to +257°F)

#### Application:







- For transfer of water and hot water where hose needs to be resistant to heat

#### Markets:

- Steel mill
- Foundries


#### Type of Couplings:

Contact coupling manufacturer for coupling selection and installation

# Part No.			 Hose I.D.			 Hose O.D.		 Max Oper Pressure		 Burst Pressure		 Weight		 Length	
			mtr	ft	DN	mm	in	mm	in	bar	psi	bar	psi	kg/m	lbs/ft
EHN006-08-	MXX	100	12	12,7	0.50	24	0.95	25,0	365	100	1450	0,42	0.28	40-61	100
EHN006-12-	MXX	100	19	19,0	0.75	30	1.18	25,0	365	100	1450	0,57	0.38	40-61	100
EHN006-16-	MXX	100	25	25,4	1.00	38	1.50	25,0	365	100	1450	0,83	0.56	40-61	100
EHN006-20-	MXX	100	31	31,8	1.25	46	1.81	25,0	365	100	1450	1,14	0.77	40-61	100
EHN006-24-	MXX	100	38	38,1	1.50	52	2.05	25,0	365	100	1450	1,32	0.89	40-61	100
EHN006-28-	MXX	100	45	44,5	1.75	60	2.36	25,0	365	100	1450	1,75	1.18	40-61	100
EHN006-32-	MXX	100	51	50,8	2.00	67	2.64	25,0	365	100	1450	2,25	1.51	40-61	100
EHN006-40-	MXX	100	60	63,5	2.50	81	3.19	25,0	365	100	1450	2,53	1.70	40-61	100
EHN006-48-	MXX	100	80	76,2	3.00	95	3.74	25,0	365	100	1450	3,25	2.18	40-61	100
EHN006-64-	MXX	100	102	101,6	4.00	123	4.84	25,0	365	100	1450	5,30	3.56	40-61	100

## Specialty

## Steel Mill

 Refer to warnings and safety information on pages 0-1 – 0-16.

Use of damaged hose or improper use may result in bodily injury or property damage. Please consult Eaton catalog or Technical Support for proper application.

## EHN007

## Steel Mill Fiberglass Steam Transfer

(Outside Temperature up to 600°C)

**Construction:**

**Tube:** EPM

**Reinforcement:** High-tensile synthetic textile

**Cover:** Synthetic rubber and glass fiber

**Operating Temperature:**

-20°C to +165°C

(-4°F to +329°F)

**Application:**







- For discharge of cooling water

**Markets:**

- Steel mill
- Foundries

**Type of Couplings:**

Contact coupling manufacturer for coupling selection and installation

# Part No.			 Hose I.D.			 Hose O.D.		 Max Oper Pressure		 Burst Pressure		 Weight		 Length	
	mtr	ft	DN	mm	in	mm	in	bar	psi	bar	psi	kg/m	lbs/ft	mtr	ft
EHN007-08-	MXX	100	12	12,7	0.50	24,0	0.95	7,0	100	70,0	1000	0,41	0.28	40-61	100
EHN007-10-	MXX	100	16	15,9	0.62	30,0	1.18	7,0	100	70,0	1000	0,65	0.44	40-61	100
EHN007-12-	MXX	100	19	19,0	0.75	33,0	1.30	7,0	100	70,0	1000	0,71	0.48	40-61	100
EHN007-16-	MXX	100	25	25,4	1.00	39,5	1.56	7,0	100	70,0	1000	0,82	0.55	40-61	100
EHN007-20-	MXX	100	31	31,8	1.25	47,0	1.85	7,0	100	70,0	1000	1,15	0.77	40-61	100
EHN007-24-	MXX	100	38	38,1	1.50	53,0	2.09	7,0	100	70,0	1000	1,35	0.91	40-61	100
EHN007-28-	MXX	100	45	44,5	1.75	60,0	2.36	7,0	100	70,0	1000	1,57	1.06	40-61	100
EHN007-32-	MXX	100	51	50,8	2.00	67,5	2.66	7,0	100	70,0	1000	1,97	1.32	40-61	100
EHN007-40-	MXX	100	60	63,5	2.50	81,0	3.19	7,0	100	70,0	1000	2,51	1.69	40-61	100
EHN007-48-	MXX	100	80	76,2	3.00	98,0	3.86	7,0	100	70,0	1000	3,66	2.46	40-61	100
EHN007-64-	MXX	100	102	101,6	4.00	124,0	4.88	7,0	100	70,0	1000	4,83	3.25	40-61	100

**EHW006**

**Heavy Duty Cooling Water Transfer**

(Outside Temperature up to 600°C)



**Construction:**

**Tube:** EPDM

**Reinforcement:** High-tensile synthetic textile

**Cover:** EPDM rubber and glass fiber

**Operating Temperature:**

-40°C to +125°C  
(-40°F to +257°F)

**Application:**







- For discharge of cooling water

**Markets:**

- Steel mill
- Foundries


**Type of Couplings:**

Contact coupling manufacturer for coupling selection and installation

# Part No.			 Hose I.D.			 Hose O.D.		 Max Oper Pressure		 Burst Pressure		 Weight		 Length	
	mtr	ft	DN	mm	in	mm	in	bar	psi	bar	psi	kg/m	lbs/ft	mtr	ft
EHW006-06-	MXX	100	10	9,5	0.38	18,0	0.71	10,5	150	31,0	450	0,27	0.18	40-61	100
EHW006-08-	MXX	100	12	12,7	0.50	21,5	0.85	10,5	150	31,0	450	0,35	0.24	40-61	100
EHW006-10-	MXX	100	16	15,9	0.62	25,0	0.98	10,5	150	31,0	450	0,42	0.28	40-61	100
EHW006-12-	MXX	100	19	19,0	0.75	28,0	1.10	10,5	150	31,0	450	0,48	0.32	40-61	100
EHW006-16-	MXX	100	25	25,4	1.00	34,0	1.34	10,5	150	31,0	450	0,60	0.40	40-61	100
EHW006-20-	MXX	100	31	31,8	1.25	42,0	1.65	10,5	150	31,0	450	0,82	0.55	40-61	100
EHW006-22-	MXX	100	35	35,0	1.38	46,0	1.81	10,5	150	31,0	450	0,95	0.64	40-61	100
EHW006-24-	MXX	100	38	38,1	1.50	50,0	1.97	10,5	150	31,0	450	1,17	0.79	40-61	100
EHW006-28-	MXX	100	45	44,5	1.75	57,0	2.24	10,5	150	31,0	450	1,39	0.93	40-61	100
EHW006-32-	MXX	100	51	50,8	2.00	63,5	2.50	10,5	150	31,0	450	1,64	1.10	40-61	100
EHW006-40-	MXX	100	60	63,5	2.50	76,5	3.01	10,5	150	31,0	450	2,04	1.37	40-61	100
EHW006-44-	MXX	100	45	44,5	2.75	83,0	3.27	10,5	150	31,0	450	2,26	1.52	40-61	100
EHW006-48-	MXX	100	80	76,2	3.00	90,0	3.54	10,5	150	31,0	450	2,58	1.73	40-61	100
EHW006-64-	MXX	100	102	101,6	4.00	116,0	4.57	10,5	150	31,0	450	3,45	2.32	40-61	100
EHW006-80-	MXX	100	130	127,0	5.00	142,0	5.59	10,5	150	31,0	450	4,31	2.90	40-61	100
EHW006-96-	MXX	100	150	152,4	6.00	167,0	6.57	10,5	150	31,0	450	5,16	3.47	40-61	100
EHW006-128-	M20	20	200	203,2	8.00	221,0	8.70	10,5	150	31,0	450	8,28	5.57	20	20
EHW006-160-	M20	20	250	254,0	10.00	274,0	10.79	10,5	150	31,0	450	11,80	7.93	20	20

## Specialty

## Welding

 Refer to warnings and safety information on pages 0-1 – 0-16.

Use of damaged hose or improper use may result in bodily injury or property damage. Please consult Eaton catalog or Technical Support for proper application.

## EHW500

## Industrial Welding

**Construction:**

**Tube:** Synthetic rubber

**Reinforcement:** High-tensile synthetic textile

**Cover:** Flame, abrasion, and weather resistant synthetic rubber

**Operating Temperature:**

-30°C to +80°C  
(-22°F to +176°F)

**Application:**








- For industrial welding with oxygen or acetylene

**Markets:**

- In-plant service
- Welding

**Type of Couplings:**

Contact coupling manufacturer for coupling selection and installation

# Part No.			 Hose I.D.			 Hose O.D.		 Max Oper Pressure		 Burst Pressure		 Minimum Bend Radius		 Weight		 Length	
	mtr	ft	DN	mm	in	mm	in	bar	psi	bar	psi	mm	in	kg/m	lbs/ft	mtr	ft
EHW500-04RD-	M100	100	6	6,4	0.25	13	0.51	20,7	300	62	900	30	1.18	0,16	0.11	100	100
EHW500-04ARD-	M100	100	6	6,4	0.25	14	0.55	20,7	300	62	900	30	1.18	0,18	0.12	100	100
EHW500-05RD-	M100	100	8	7,9	0.31	15	0.59	20,7	300	62	900	40	1.57	0,19	0.13	100	100
EHW500-05ARD-	M100	100	8	7,9	0.31	16	0.63	20,7	300	62	900	40	1.57	0,22	0.15	100	100
EHW500M09RD-	M100	100	9	9,0	0.35	16	0.63	20,7	300	62	900	45	1.77	0,20	0.13	100	100
EHW500-06RD-	M100	100	10	15,9	0.38	17	0.67	20,7	300	62	900	50	1.97	0,22	0.15	100	100
EHW500-06ARD-	M100	100	10	15,9	0.38	18	0.71	20,7	300	62	900	50	1.97	0,26	0.17	100	100
EHW500-08RD-	M100	100	12	12,7	0.50	22	0.87	20,7	300	62	900	65	2.56	0,37	0.25	100	100

\*Product also available in GN-Green and BU-Blue

## EHW502

## Heavy Duty Industrial Welding

ASTM C 542



### Construction:

**Tube:** Synthetic rubber

**Reinforcement:** High-tensile synthetic textile

**Cover:** Flame, abrasion, and weather resistant synthetic rubber

### Operating Temperature:

-30°C to +100°C  
(-22°F to +212°F)

### Application:








- For industrial welding with acetylene

### Markets:

- In-plant service
- Welding

### Type of Couplings:


Contact coupling manufacturer for coupling selection and installation

# Part No.			 Hose I.D.			 Hose O.D.		 Max Oper Pressure		 Burst Pressure		 Minimum Bend Radius		 Weight		 Length	
	mtr	ft	DN	mm	in	mm	in	bar	psi	bar	psi	mm	in	kg/m	lbs/ft	mtr	ft
EHW502-05RD-	M100	100	8	7,9	0.31	16	0.63	25	365	75	1100	35	1.38	0,24	0.16	100	100
EHW502-06RD-	M100	100	10	15,9	0.38	19	0.75	25	365	75	1100	45	1.77	0,34	0.23	100	100
EHW502-08RD-	M100	100	12	12,7	0.50	23	0.91	25	365	75	1100	55	2.17	0,46	0.31	100	100
EHW502-10RD-	M100	100	16	15,9	0.62	26	1.02	25	365	75	1100	70	2.76	0,54	0.36	100	100
EHW502-12RD-	M100	100	19	19,0	0.75	32	1.26	25	365	75	1100	85	3.35	0,83	0.56	100	100
EHW502-16RD-	M100	100	25	25,4	1.00	38	1.50	25	365	75	1100	140	5.51	1,05	0.71	100	100
EHW502-20RD-	M100	100	31	31,8	1.25	46	1.81	25	365	75	1100	160	6.30	1,43	0.96	100	100
EHW502-24RD-	M100	100	38	38,1	1.50	54	2.13	25	365	75	1100	190	7.48	1,85	1.24	100	100

\* Product also available in BK-Black, BU-Blue, and OR-Orange

## Specialty

## Welding

 Refer to warnings and safety information on pages 0-1 – 0-16.

Use of damaged hose or improper use may result in bodily injury or property damage. Please consult Eaton catalog or Technical Support for proper application.

## EHW503

## Welding Liquid Propane Gas

ISO 3821

**Construction:****Tube:** Synthetic rubber**Reinforcement:** High-tensile synthetic textile**Cover:** Flame, abrasion, ozone, and weather resistant synthetic rubber**Operating Temperature:**-30°C to +80°C  
(-22°F to +176°F)**Application:**








- For industrial welding with LPG

**Markets:**

- In-plant service
- Welding

**Type of Couplings:**

Contact coupling manufacturer for coupling selection and installation

# Part No.			 Hose I.D.			 Hose O.D.		 Max Oper Pressure		 Burst Pressure		 Minimum Bend Radius		 Weight		 Length	
	mtr	ft	DN	mm	in	mm	in	bar	psi	bar	psi	mm	in	kg/m	lbs/ft	mtr	ft
EHW503-04OR-	M100	100	6	6,4	0.25	13,0	0.51	20,7	300	62,0	900	30	1.18	0,16	0.11	100	100
EHW503-04AOR-	M100	100	6	6,4	0.25	14,0	0.55	20,7	300	62,0	900	30	1.18	0,19	0.13	100	100
EHW503-05OR-	M100	100	8	7,9	0.31	15,0	0.59	20,7	300	62,0	900	40	1.57	0,19	0.13	100	100
EHW503-05AOR-	M100	100	8	7,9	0.31	16,0	0.63	20,7	300	62,0	900	40	1.57	0,22	0.15	100	100
EHW503M09OR-	M100	100	9	9,0	0.35	16,0	0.63	20,7	300	62,0	900	45	1.77	0,20	0.13	100	100
EHW503-06OR-	M100	100	10	15,9	0.38	17,0	0.67	20,7	300	62,0	900	50	1.97	0,22	0.15	100	100
EHW503-06AOR-	M100	100	10	15,9	0.38	18,0	0.71	20,7	300	62,0	900	50	1.97	0,26	0.17	100	100
EHW503-08OR-	M100	100	12	12,7	0.50	22,5	0.89	20,7	300	62,0	900	65	2.56	0,40	0.24	100	100

### EHW504

### Welding Torch Cooling



#### Construction:

**Tube:** Synthetic rubber

**Reinforcement:** High-tensile synthetic textile

**Cover:** Heat, abrasion, ozone, and weather resistant synthetic rubber

#### Operating Temperature:

-40°C to +120°C  
(-40°F to +248°F)

#### Application:







- For delivery of water and cooling liquids suitable for welding torch

#### Markets:

- In-plant service
- Welding


#### Type of Couplings:

Contact coupling manufacturer for coupling selection and installation

# Part No.			 Hose I.D.			 Hose O.D.		 Max Oper Pressure		 Burst Pressure		 Weight		 Length	
			mtr	ft	DN	mm	in	mm	in	bar	psi	bar	psi	kg/m	lbs/ft
EHW504-05-	MXX	300	8	7,9	0.31	13,0	0.51	7,0	100	20,7	300	0,12	0.08	100	300
EHW504-M09-	MXX	300	9	9,0	0.35	14,0	0.55	7,0	100	20,7	300	0,13	0.09	100	300
EHW504-06-	MXX	300	10	9,5	0.38	15,5	0.61	7,0	100	20,7	300	0,16	0.11	100	300

## Specialty

## Welding

 Refer to warnings and safety information on pages 0-1 – 0-16.

Use of damaged hose or improper use may result in bodily injury or property damage. Please consult Eaton catalog or Technical Support for proper application.

## EHW501

## Industrial Welding Twinline (Blue &amp; Red)

ISO 3821

**Construction:****Tube:** Synthetic rubber**Reinforcement:** High-tensile synthetic textile**Cover:** Flame, abrasion, and weather resistant synthetic rubber**Operating Temperature:**-30°C to +80°C  
(-22°F to +176°F)**Application:**

- For industrial welding with oxygen or acetylene

**Markets:**

- In-plant service
- Welding

**Type of Couplings:**

Contact coupling manufacturer for coupling selection and installation

# Part No.			Hose I.D.			Hose O.D.		Max Oper Pressure		Burst Pressure		Minimum Bend Radius		Weight		Length	
			DN	mm	in	mm	in	bar	psi	bar	psi	mm	in	kg/m	lbs/ft	mtr	ft
EHW501-0303-	MXX	100	5	4,8	0.19	11	0.43	20,7	300	62	900	25	0.98	0,23	0.17	10-100	100
EHW501-0404-	MXX	100	6	6,4	0.25	13	0.51	20,7	300	62	900	30	1.18	0,32	0.22	10-100	100
EHW501-0405-	MXX	100	6	6,4	0.25	13	0.51	20,7	300	62	900	30	1.18	0,36	0.24	10-100	100
--	--	--	8	7,9	0.31	15	0.59	20,7	300	62	900	--	--	--	--	--	--
EHW501-0505-	MXX	100	8	7,9	0.31	15	0.59	20,7	300	62	900	40	1.57	0,39	0.26	10-100	100
EHW501-0506-	MXX	100	8	7,9	0.31	15	0.59	20,7	300	62	900	40	1.57	0,43	0.29	10-100	100
--	--	--	10	9,5	0.38	17	0.67	20,7	300	62	900	--	--	--	--	--	--
EHW501-0606-	MXX	100	10	9,5	0.38	17	0.67	20,7	300	62	900	50	1.97	0,46	0.31	10-100	100
EHW501-0608-	MXX	100	10	9,5	0.38	17	0.67	20,7	300	62	900	50	1.97	0,63	0.42	10-100	100
--	--	--	12	12,7	0.50	22	0.87	20,7	300	62	900	--	--	--	--	--	--
EHW501-0808-	MXX	100	12	12,7	0.50	22	0.87	20,7	300	62	900	65	2.56	0,77	0.52	10-100	100



**EHW507**

**Industrial Welding Twinline (Green & Red)**  
ISO 3821



**Construction:**

**Tube:** Synthetic rubber

**Reinforcement:** High-tensile synthetic textile

**Cover:** Flame, abrasion, and weather resistant synthetic rubber

**Operating Temperature:**

-30°C to +80°C  
(-22°F to +176°F)

**Application:**








- For industrial welding with oxygen or acetylene

**Markets:**

- In-plant service
- Welding


**Type of Couplings:**

Contact coupling manufacturer for coupling selection and installation

# Part No.			 Hose I.D.			 Hose O.D.		 Max Oper Pressure		 Burst Pressure		 Minimum Bend Radius		 Weight		 Length	
	mtr	ft	DN	mm	in	mm	in	bar	psi	bar	psi	mm	in	kg/m	lbs/ft	mtr	ft
EHW507-0303-	MXX	100	5	4,8	0.19	11	0.43	20,7	300	62	900	25	0.98	0,23	0.17	10-100	100
EHW507-0404-	MXX	100	6	6,4	0.25	13	0.51	20,7	300	62	900	30	1.18	0,32	0.22	10-100	100
EHW507-0405-	MXX	100	6	6,4	0.25	13	0.51	20,7	300	62	900	30	1.18	0,36	0.24	10-100	100
--	--	--	8	7,9	0.31	15	0.59	20,7	300	62	900	--	--	--	--	--	--
EHW507-0505-	MXX	100	8	7,9	0.31	15	0.59	20,7	300	62	900	40	1.57	0,39	0.26	10-100	100
EHW507-0506-	MXX	100	8	7,9	0.31	15	0.59	20,7	300	62	900	40	1.57	0,43	0.29	10-100	100
--	--	--	10	9,5	0.38	17	0.67	20,7	300	62	900	--	--	--	--	--	--
EHW507-0606-	MXX	100	10	9,5	0.38	17	0.67	20,7	300	62	900	50	1.97	0,46	0.31	10-100	100
EHW507-0608-	MXX	100	10	9,5	0.38	17	0.67	20,7	300	62	900	50	1.97	0,63	0.42	10-100	100
--	--	--	12	12,7	0.50	22	0.87	20,7	300	62	900	--	--	--	--	--	--
EHW507-0808-	MXX	100	12	12,7	0.50	22	0.87	20,7	300	62	900	65	2.56	0,77	0.52	10-100	100

## Specialty

## Welding

 Refer to warnings and safety information on pages 0-1 – 0-16.

Use of damaged hose or improper use may result in bodily injury or property damage. Please consult Eaton catalog or Technical Support for proper application.

## EHW505

## Welding Rubberized Electrical Protection

**Construction:**

**Tube:** Rubberized textile fabric

**Cover:** Synthetic rubber

**Operating Temperature:**

-30°C to +80°C  
(-22°F to +176°F)

**Application:**








- For cable protection in industrial applications

**Markets:**

- In-plant service
- Welding

**Type of Couplings:**

Contact coupling manufacturer for coupling selection and installation

# Part No.			 Hose I.D.			 Hose O.D.		 Max Oper Pressure		 Burst Pressure		 Minimum Bend Radius		 Weight		 Length	
	mtr	ft	DN	mm	in	mm	in	bar	psi	bar	psi	mm	in	kg/m	lbs/ft	mtr	ft
EHW505-10-	M61	100	16	15,9	0.62	19,0	0.75	--	--	--	--	--	--	0,10	0.07	M61	100
EHW505-12-	M61	100	19	19,0	0.75	22,0	0.87	--	--	--	--	--	--	0,11	0.07	M61	100
EHW505-M20-	M61	100	20	20,0	0.79	23,0	0.91	--	--	--	--	--	--	0,10	0.07	M61	100
EHW505-14-	M61	100	22	22,2	0.88	25,0	0.98	--	--	--	--	--	--	0,11	0.07	M61	100
EHW505-16-	M61	100	25	25,4	1.00	27,4	1.08	--	--	--	--	--	--	0,12	0.08	M61	100
EHW505-18-	M61	100	28	28,6	1.12	31,0	1.22	--	--	--	--	--	--	0,13	0.09	M61	100
EHW505-19-	M61	100	30	30,0	1.18	33,0	1.30	--	--	--	--	--	--	0,14	0.09	M61	100
EHW505-20-	M61	100	31	31,8	1.25	35,0	1.38	--	--	--	--	--	--	0,16	0.11	M61	100
EHW505-22-	M61	100	35	35,0	1.38	38,0	1.50	--	--	--	--	--	--	0,18	0.12	M61	100
EHW505-24-	M61	100	38	38,1	1.50	41,0	1.61	--	--	--	--	--	--	0,19	0.13	M61	100
EHW505-25-	M61	100	40	40,0	1.57	43,0	1.69	--	--	--	--	--	--	0,20	0.13	M61	100
EHW505-26-	M61	100	42	42,0	1.65	45,0	1.77	--	--	--	--	--	--	0,22	0.15	M61	100
EHW505-28-	M61	100	45	44,5	1.75	48,0	1.89	--	--	--	--	--	--	0,24	0.16	M61	100
EHW505-32-	M61	100	51	50,8	2.00	54,0	2.13	--	--	--	--	--	--	0,25	0.17	M61	100
EHW505-M54-	M61	100	54	54,0	2.13	57,0	2.24	--	--	--	--	--	--	0,27	0.18	M61	100
EHW505-M55-	M61	100	55	55,0	2.17	58,0	2.28	--	--	--	--	--	--	0,28	0.19	M61	100
EHW505-36-	M61	100	57	57,0	2.24	60,0	2.36	--	--	--	--	--	--	0,32	0.22	M61	100

**EHW506**

**Welding Electrical Protection**



**Construction:**

**Tube:** Synthetic fulleno  
**Cover:** Synthetic rubber

**Operating Temperature:**

-30°C to +80°C  
(-22°F to +176°F)

**Application:**








- For cable protection in industrial applications

**Markets:**

- In-plant service
- Welding


**Type of Couplings:**

Contact coupling manufacturer for coupling selection and installation

# Part No.			 Hose I.D.			 Hose O.D.		 Max Oper Pressure		 Burst Pressure		 Minimum Bend Radius		 Weight		 Length	
	mtr	ft	DN	mm	in	mm	in	bar	psi	bar	psi	mm	in	kg/m	lbs/ft	mtr	ft
EHW506-M14-	M61	100	14	14,0	0.55	16,0	0.63	--	--	--	--	--	--	0,06	0.04	M61	100
EHW506-M18-	M61	100	18	18,0	0.71	20,0	0.79	--	--	--	--	--	--	0,08	0.05	M61	100
EHW506-M20-	M61	100	20	20,0	0.79	22,0	0.87	--	--	--	--	--	--	0,09	0.06	M61	100
EHW506-14-	M61	100	22	22,2	0.88	24,0	0.94	--	--	--	--	--	--	0,09	0.06	M61	100
EHW506-M24-	M61	100	24	24,0	0.94	26,0	1.02	--	--	--	--	--	--	0,10	0.07	M61	100
EHW506-16-	M61	100	25	25,4	1.00	27,4	1.08	--	--	--	--	--	--	0,11	0.07	M61	100
EHW506-18-	M61	100	28	28,6	1.12	30,0	1.18	--	--	--	--	--	--	0,12	0.08	M61	100
EHW506-20-	M61	100	31	31,8	1.25	34,0	1.34	--	--	--	--	--	--	0,14	0.09	M61	100
EHW506-22-	M61	100	35	35,0	1.38	37,0	1.46	--	--	--	--	--	--	0,15	0.10	M61	100
EHW506-25-	M61	100	40	40,0	1.57	42,0	1.65	--	--	--	--	--	--	0,17	0.11	M61	100
EHW506-28-	M61	100	45	44,5	1.75	46,5	1.83	--	--	--	--	--	--	0,24	0.16	M61	100
EHW506-30-	M61	100	48	48,0	1.89	50,0	1.97	--	--	--	--	--	--	0,20	0.13	M61	100

# Specialty

## Road Construction

 Refer to warnings and safety information on pages 0-1 – 0-16.

Use of damaged hose or improper use may result in bodily injury or property damage. Please consult Eaton catalog or Technical Support for proper application.

### H0372

### BLACKCAT™ Hot Tar & Asphalt



**Construction:**

**Tube:** Nitrile

**Reinforcement:** 2-ply fiberglass with helical wire

**Cover:** Neoprene

**Operating Temperature:**

+177°C Intermittent  
(+350°F)

Handle intermittent temperature of hot tar and asphalt up to +400°F

**Application:**

- For suction & discharge of tar and asphalt

**Markets:**

- Road construction
- Roof construction

**Type of Couplings:**

- Cam and groove
- Combination nipple

Contact coupling manufacturer for attachment procedure and other coupling recommendations

# Part No.	Hose I.D.		Hose O.D.		Max Oper Pressure		Burst Pressure		Minimum Bend Radius		Vacuum		Weight		Length				
	mtr	ft	DN	mm	in	mm	in	bar	psi	bar	psi	mm	in	kPa	in/Hg	kg/m	lbs/ft	mtr	ft
H037232-**		100	51	50,8	2.00	74,6	2.94	13,8	200	55,0	800	177,8	7.00	94,8	28	3,48	2.34		100
H037240-		100	60	63,5	2.50	87,3	3.44	13,8	200	55,0	800	254,0	10.00	94,8	28	4,24	2.85		100
H037248-**		100	80	76,2	3.00	97,6	3.84	13,8	200	55,0	800	254,0	10.00	94,8	28	4,95	3.33		100
H037264-		100	102	101,6	4.00	126,2	4.97	13,8	200	55,0	800	304,8	12.00	94,8	28	6,74	4.53		100

Product available in 50 ft. lengths. \*\* Product available in 150 ft. lengths.

**H0616**

**BLACKCAT™ Corrugated Hot Tar & Asphalt**



**Construction:**

**Tube:** Nitrile

**Reinforcement:** 2-ply fiberglass with helical wire

**Cover:** Corrugated neoprene

**Operating Temperature:**

+177°C Intermittent  
(+350°F)

Handle intermittent temperature of hot tar and asphalt up to +400°F

**Application:**

- For suction & discharge of tar and asphalt

**Markets:**

- Road construction
- Roof construction

**Type of Couplings:**


- Cam and groove
- Combination nipple

Contact coupling manufacturer for attachment procedure and other coupling recommendations

# Part No.		Hose I.D.			Hose O.D.		Max Oper Pressure		Burst Pressure		Minimum Bend Radius		Vacuum		Weight		Length			
		mtr	ft	DN	mm	in	mm	in	bar	psi	bar	psi	mm	in	kPa	in/Hg	kg/m	lbs/ft	mtr	ft
H061632-		50		51	50,8	2,00	76,2	3,00	13,8	200	55	800	127,0	5,00	94,8	28	3,48	2,34		50
H061632-		100		51	50,8	2,00	76,2	3,00	13,8	200	55	800	127,0	5,00	94,8	28	3,48	2,34		100

# Specialty

## Road Construction

 Refer to warnings and safety information on pages 0-1 – 0-16.

Use of damaged hose or improper use may result in bodily injury or property damage. Please consult Eaton catalog or Technical Support for proper application.

### EHK009

### Asphalt Suction & Discharge



#### Construction:

**Tube:** Synthetic rubber

**Reinforcement:** High-tensile synthetic textile dual helical wire with anti-static copper wire

**Cover:** Synthetic rubber

#### Operating Temperature:

-40°C to +180°C  
(-40°F to +356°F)

#### Application:

- For suction and discharge of tar and asphalt









#### Markets:

- Road construction
- Roof construction

#### Type of Couplings:

- Cam and groove
- Combination nipple

Contact coupling manufacturer for attachment procedure and other coupling recommendations

# Part No.																			
	mtr	ft	DN	mm	in	mm	in	bar	psi	bar	psi	mm	in	kPa	in/Hg	kg/m	lbs/ft	mtr	ft
EHK009-16-	MXX	100	25	25,4	1.00	43	1.69	18	260	54	780	115	4.53	94,8	28	1,24	0.83	40-61	100
EHK009-20-	MXX	100	31	31,8	1.25	50	1.97	18	260	54	780	150	5.91	94,8	28	1,50	1.01	40-61	100
EHK009-24-	MXX	100	38	38,1	1.50	56	2.20	18	260	54	780	180	7.09	94,8	28	1,83	1.23	40-61	100
EHK009-28-	MXX	100	45	44,5	1.75	64	2.52	18	260	54	780	220	8.66	94,8	28	2,34	1.57	40-61	100
EHK009-32-	MXX	100	51	50,8	2.00	71	2.80	18	260	54	780	250	9.84	94,8	28	2,78	1.87	40-61	100
EHK009-40-	MXX	100	60	63,5	2.50	83	3.27	10,5	150	31	450	320	12.60	94,8	28	3,13	2.10	40-61	100
EHK009-48-	MXX	100	80	76,2	3.00	97	3.81	10,5	150	31	450	400	15.75	94,8	28	4,11	2.76	40-61	100
EHK009-64-	MXX	100	102	101,6	4.00	126	4.96	10,5	150	31	450	520	20.47	94,8	28	6,17	4.15	40-61	100
EHK009-80-	MXX	100	130	127,0	5.00	153	6.02	10,5	150	31	450	680	26.77	94,8	28	8,15	5.48	40-61	100
EHK009-96-	MXX	100	150	152,4	6.00	179	7.05	10,5	150	31	450	850	33.46	94,8	28	10,23	6.88	40-61	100

**H9603**

**Hot Tar Pumping**



**Construction:**

**Tube:** Nitrile (RMA Class A)

**Reinforcement:** 2-wire braid

**Cover:** Pin-pricked CPE

**Operating Temperature:**

+177°C Intermittent  
(+350°F)

**Application:**

- For hot tar projects

**Markets:**

- Road construction
- Roof construction

**Type of Couplings:**


- Cam and groove
- Combination nipple

Contact coupling manufacturer for attachment procedure and other coupling recommendations

# Part No.	Hose I.D.		Hose O.D.		Max Oper Pressure		Burst Pressure		Minimum Bend Radius		Weight		Length				
	mtr	ft	DN	mm	in	mm	in	bar	psi	bar	psi	mm	in	kg/m	lbs/ft	mtr	ft
H960316-		50	25	25,4	1.00	39,7	1.56	17,2	250	172	2500	304,8	12.00	1,34	.90		50
H960316-		100	25	25,4	1.00	39,7	1.56	17,2	250	172	2500	304,8	12.00	1,34	.90		100
H960316-		150	25	25,4	1.00	39,7	1.56	17,2	250	172	2500	304,8	12.00	1,34	.90		150

# Specialty

## Specialized

 Refer to warnings and safety information on pages 0-1 – 0-16.

Use of damaged hose or improper use may result in bodily injury or property damage. Please consult Eaton catalog or Technical Support for proper application.

### EH066

### Diesel Exhaust Fluid Dispensing



**Construction:**

**Tube:** Peroxide cured EPDM  
**Reinforcement:** Fiber braid with stainless steel anti-static wire  
**Cover:** Peroxide cured EPDM

**Operating Temperature:**

-40°C to +125°C  
 (-40°F to +257°F)

**Application:**








- For conveying diesel exhaust fluid

**Markets:**

- Tank truck

**Type of Couplings:**

Contact coupling manufacturer for attachment procedure and other coupling recommendations

# Part No.			 Hose I.D.			 Hose O.D.		 Max Oper Pressure		 Burst Pressure		 Minimum Bend Radius		 Weight		 Length	
			mtr	ft	DN	mm	in	mm	in	bar	psi	bar	psi	mm	in	kg/m	lbs/ft
EH06608-		50	12	12,7	0.50	21,6	0.85	21	300	83	1200	101	3,98	0,26	0.18		50
EH06612-		50	19	19,0	0.75	29,0	1.14	21	300	83	1200	152	5,98	0,42	0.29		50



**H969**

**Hydrocarbon Drain**



**Construction:**

**Tube:** Nitrile (RMA Class A)

**Reinforcement:** 2-wire braid

**Cover:** Pin-pricked chlorinated polyethylene

**Operating Temperature:**

+177°C  
(+350°F)

**Application:**

- For hydrocarbon drain service







**Markets:**

- Petroleum

**Type of Couplings:**


- Boss Male
- Ground joint female

Contact coupling manufacturer for attachment procedure and other coupling recommendations

# Part No.		 Hose I.D.			 Hose O.D.		 Max Oper Pressure		 Burst Pressure		 Weight		 Length		
mtr	ft	DN	mm	in	mm	in	bar	psi	bar	psi	kg/m	lbs/ft	mtr	ft	
H969012-		50	19	19,0	0.75	34,1	1.34	21,0	300	207	3000	0,89	0.60		50

# Specialty

## Specialized

 Refer to warnings and safety information on pages 0-1 – 0-16.

Use of damaged hose or improper use may result in bodily injury or property damage. Please consult Eaton catalog or Technical Support for proper application.

### H8811

### Nitrogen



**Construction:**

**Tube:** Nitrile

**Reinforcement:** 4-spiral fiber

**Cover:** Pin-pricked neoprene

**Operating Temperature:**

-40°C to 82°C  
(-40°F to 180°F)

**Application:**

- For transfer of nitrogen at ambient temperatures

**Markets:**

- Refineries
- Petroleum industry

**Type of Couplings:**

- “U” Series
- Barbed inserts
- Boss male
- Ground joint female

Contact coupling manufacturer for attachment procedure and other coupling recommendations

# Part No.	Hose I.D.		Hose O.D.		Max Oper Pressure		Burst Pressure		Weight		Length				
													DN	mm	in
H881112YW-	mtr	ft	19	19,0	0.75	30,2	1.19	21,0	300	83,0	1200	0,57	0.38		5-50's

**EHS500**

**Sweeper Hose**



**Construction:**

**Tube:** Natural rubber  
**Reinforcement:** Synthetic textile  
**Cover:** Natural rubber

**Operating Temperature:**

-25°C to +70°C  
 (-13°F to +158°F)

**Application:**








- For street cleaning machines

**Markets:**

- Road cleaning


**Type of Couplings:**

Contact coupling manufacturer for attachment procedure and other coupling recommendations

# Part No.			 Hose I.D.			 Hose O.D.		 Max Oper Pressure		 Burst Pressure		 Minimum Bend Radius		 Weight		 Length	
			mtr	ft	DN	mm	in	mm	in	bar	psi	bar	psi	mm	in	kg/m	lbs/ft
EHS500-96-	MX	10	150	152,4	6.00	--	--	--	--	--	--	150	5.91	3,40	2.29	1-3	10
EHS500-112-	MX	10	180	180,0	7.09	--	--	--	--	--	--	180	7.09	3,50	2.35	1-3	10
EHS500-128-	MX	10	200	203,2	8.00	--	--	--	--	--	--	200	7.87	4,30	2.89	1-3	10
EHS500-138-	MX	10	219	219,0	8.62	--	--	--	--	--	--	220	8.66	5,10	3.42	1-3	10
EHS500-160-	MX	10	254	254,0	10.00	--	--	--	--	--	--	250	9.84	5,90	3.97	1-3	10
EHS500-172-	MX	10	273	273,0	10.75	--	--	--	--	--	--	270	10.63	6,50	4.37	1-3	10
EHS500-192-	MX	10	304	304,8	12.00	--	--	--	--	--	--	300	11.81	7,00	4.71	1-3	10
EHS500-224-	MX	10	355	355,6	14.00	--	--	--	--	--	--	350	13.78	10,00	6.72	1-3	10

## Specialty

Specialized

 Refer to warnings and safety information on pages 0-1 – 0-16.

Use of damaged hose or improper use may result in bodily injury or property damage. Please consult Eaton catalog or Technical Support for proper application.

## EHS501

## Sewer Sweeper Vacuum

**Construction:**

**Tube:** NBR blend

**Reinforcement:** High-tensile synthetic textile and steel helical wire

**Cover:** CR blend with cuffed ends

**Operating Temperature:**

-35°C to +100°C  
(-31°F to +212°F)

**Application:**










- For suction and cleaning of sewage systems

**Markets:**

- Street cleaning

**Type of Couplings:**

Contact coupling manufacturer for attachment procedure and other coupling recommendations

# Part No.																				
	mtr	ft	DN	mm	in	mm	in	cm	bar	psi	bar	psi	mm	in	kPa	in/Hg	kg/m	lbs/ft	mtr	ft
EHS501-64-	M20	20	102	101,6	4.00	117	4.60	120	6,0	85,0	17,5	255	300	11.81	94,8	28	4,73	3.18	20	20
EHS501-80-	M20	20	130	127,0	5.00	146	5.75	150	6,0	85,0	17,5	255	350	13.78	94,8	28	6,95	4.67	20	20
EHS501-96-	M20	20	150	152,4	6.00	170	6.69	150	6,0	85,0	17,5	255	400	15.75	94,8	28	8,93	6.00	20	20

# Steam

## Steam Hose

EH084 STEAM SLAYER™ . . . . .	K-6	EHS001 Industrial Steam . . . . .	K-14
EH080 & EH081 STEAM SLAYER™ . . . . .	K-7	H6027 200 L.L. Steam . . . . .	K-15
H0084 Concord Standard . . . . .	K-8	EHS004 Textile Steam . . . . .	K-16
EHS005 Steel Wire Reinforced Steam . . . . .	K-9	EHS003 Textile Steam . . . . .	K-17
EHS007 Steel Wire Reinforced Steam . . . . .	K-10	EHS002 Textile Steam . . . . .	K-18
EHS006 Steel Wire Reinforced Steam . . . . .	K-11	H969 Hydrocarbon Drain . . . . .	K-19
H9568 Concord 250 Steam . . . . .	K-12	EJ Series Crimp Couplings . . . . .	K-20
H9682 Concord Steam Oil-Resistant . . . . .	K-13	FK6496 & FK6500 Eaton Steam Hose Assemblies . . . . .	K-21



# Steam

## Steam Hose

### EH084 STEAM SLAYER™



**Application:** Transfer of steam for processing products & cleaning equipment  
**Tube:** Special chlorobutyl blend  
**Reinforcement:** 2-wire braid  
**Cover:** Pin-pricked EPDM  
**Temp:** -40°C to +208°C, (-40°F to +407°F)  
 For superheated steam, +232°C (+450°F)  
**Pressure:** 17,2 bar / 250 psi

### EH080 & EH081 STEAM SLAYER™



**Application:** Transfer of steam for processing products & cleaning equipment  
**Tube:** Special chlorobutyl blend  
**Reinforcement:** 2-wire braid  
**Cover:** Pin-pricked EPDM  
**Temp:** -40°C to +208°C, (-40°F to +407°F)  
 For superheated steam, +232°C (+450°F)  
**Pressure:** 17,2 bar / 250 psi

### H0084 Concord Standard



**Application:** Transfer of steam for processing products & cleaning equipment  
**Tube:** Special chlorobutyl blend  
**Reinforcement:** 2-wire braid with stainless steel anti-static wire  
**Cover:** Pin-pricked EPDM  
**Temp:** Maximum Operating: +232°C (+450°F)  
**Pressure:** 17,2 bar / 250 psi

### EHS005 Steel Wire Reinforced Steam, BS 5342 Type 2 Class A



**Application:** Transfer of steam for processing products & cleaning equipment  
**Tube:** Butyl  
**Reinforcement:** High-tensile steel wire cords  
**Cover:** Pin-pricked synthetic rubber  
**Temp:** -40°C to +208°C, (-40°F to +406°F)  
**Pressure:** 17 bar / 247 psi

### EHS007 Steel Wire Reinforced Steam, ISO 6134-2B



**Application:** Transfer of steam for processing products & cleaning equipment  
**Tube:** EPM  
**Reinforcement:** High-tensile steel wire cords  
**Cover:** Pin-pricked, oil-resistant synthetic rubber  
**Temp:** -40°C to +208°C (-40°F to +406°F)  
**Pressure:** 18 bar / 261 psi

### EHS006 Steel Wire Reinforced Steam, ISO 6134-2A



**Application:** Transfer of steam for processing products & cleaning equipment  
**Tube:** EPM  
**Reinforcement:** High-tensile steel wire cords  
**Cover:** Pin-pricked synthetic rubber  
**Temp:** -40°C to +208°C (-40°F to +406°F)  
**Pressure:** 18 bar / 261 psi

### H9568 Concord 250 Steam



**Application:** Transfer of steam for processing products & cleaning equipment  
**Tube:** EPDM **Reinforcement:** 2-wire braid **Cover:** Pin-pricked EPDM  
**Temp:** Maximum Operating: +232°C (+450°F)  
**Pressure:** 17,2 bar / 250 psi

### H9682 Concord Steam Oil-Resistant



**Application:** Transfer of steam for processing products & cleaning equipment  
**Tube:** EPDM **Reinforcement:** 2-wire braid  
**Cover:** Pin-pricked, oil-resistant compound  
**Temp:** Maximum Operating: +232°C (+450°F)  
**Pressure:** 17,2 bar / 250 psi

### EHS001 Industrial Steam, BS 5342 Type 2 Class A



**Application:** Transfer of steam for processing products & cleaning equipment  
**Tube:** EPM **Reinforcement:** High-tensile steel wire **Cover:** Pin-pricked EPM  
**Temp:** -40°C to +208°C, (-40°F to +407°F)  
**Pressure:** 17,2 bar / 250 psi

### H6027 200 L. L. Steam



**Application:** Transfer of steam for processing products & cleaning equipment  
**Tube:** EPDM **Reinforcement:** 1-wire braid **Cover:** Pin-pricked EPDM  
**Temp:** Maximum Operating: +197°C (+386°F)  
**Pressure:** 13,8 bar / 200 psi

### EHS004 Textile Steam Oil Resistant, ISO 6134-1B



**Application:** Transfer of steam for processing products & cleaning equipment  
**Tube:** EPM **Reinforcement:** High-tensile synthetic textile and anti-static wire  
**Cover:** Pin-pricked, oil-resistant synthetic rubber  
**Temp:** -40°C to +165°C, (-40°F to +329°F)  
**Pressure:** 6 bar / 87 psi

### EHS003 Textile Steam, ISO 6134-1A



**Application:** Transfer of steam for processing products & cleaning equipment  
**Tube:** EPM **Reinforcement:** High-tensile synthetic textile and anti-static wire  
**Cover:** Pin-pricked synthetic rubber  
**Temp:** -40°C to +165°C, (-40°F to +329°F)  
**Pressure:** 6 bar / 87 psi

### EHS002 Textile Steam



**Application:** Transfer of steam for processing products & cleaning equipment  
**Tube:** EPM **Reinforcement:** High-tensile synthetic textile  
**Cover:** Pin-pricked synthetic rubber  
**Temp:** -40°C to +165°C, (-40°F to +329°F)  
**Pressure:** 7 bar / 100 psi

### H969 Hydrocarbon Drain



**Application:** Hydrocarbon drain service  
**Tube:** Nitrile (RMA Class A) **Reinforcement:** 2-wire braid **Cover:** CPE  
**Temp:** Maximum Operating: +176°C (+350°F)  
**Pressure:** 20,7 bar / 300 psi



### Heat Resisting Patrex or EPDM Tubes

- Eaton products' exclusive elastomers with superior heat resistance provide for longer service life...and will resist flaking rubber particles (popcorning) and will handle most steam cleaner detergents.

### Hi-Strength Steel Wire Braided Reinforcement

- Keeps the hose limber and easy to handle. Adds versatility... hot water cleaning to high-pressure process steam service.

### EPDM or Oil Resistant

- Stand up to the dragging, scuffing and abuse found in many applications.

### Covers

- Ensures maximum service life and value. Exceptional aging, weathering, and heat resisting properties keep the hose flexible and easy to use.

### Permanent Branding for Easy Identification

- The name of the hose and the working pressure are molded into the hose cover...can't rub off. This lets the operator know that the hose is for steam service.

### The Eaton Brand Reputation for Quality

- Your assurance of dependable performance.

## Steam Hose Safety Information

### Important!

**⚠ WARNING:** Exposure to steam is hazardous. If not properly controlled, steam can cause property damage, serious bodily injury, or death. In order to avoid property damage, serious injury, or death, you must select the proper steam hose for the given application. Also, proper installation, usage and maintenance of the steam hose you select will contribute to increased operator safety.

**⚠ WARNING:** Failure to properly follow the manufacturer's recommended procedures for the care, maintenance and storage of a particular hose may result in its failure to perform in the manner intended and may result in serious injury, death, and damage to property.

**⚠ WARNING:** Only specially trained persons should engage in applications or testing procedures that require particular skills. Failure to do so may result in damage to the hose products or to other property and more importantly, may result in serious injury.

**⚠ WARNING:** Steam heat is hotter than 212°F (boiling water) and increases in temperature as pressure increases. See safety information in this catalog.

# Steam

## Safety Tips

### Safety Tips

#### Common Sense with Steam Hose

- Provide operators with adequate safety clothing. Include gloves, rubber boots, full length protective clothing and eye protection. The objective is to provide protection from scalding burns resulting from splash back of steam or hot water.
- Ensure that the work area is free of tripping hazards and other clutter.
- Check the tightness of the coupling with each use.
- Do not allow the hose to remain pressurized when not in service. Turning off the pressure can provide dramatic increases in steam hose service life.
- Periodic maintenance of steam hose can pay big dividends. All steam hoses are expected to wear out in time. It is important to continually be on the lookout for hose that has deteriorated to the point where it can no longer provide safe service. The following guidelines can help in that determination.

#### Make Your Selection With Safety in Mind

- Be sure to select a hose identified as steam hose.
- Hose identification should be in the form of permanent branding on the hose outer cover, not just on the package.
- You must identify the type of service the steam hose is required to accomplish.
  - a) Is the hose manually handled?
  - b) What is the anticipated frequency of use?
  - c) What is the actual pressure of the steam service?
  - d) Is it subject to surges or peak pressures?
  - e) What is the temperature of the steam?
  - f) Saturated (wet) or superheated (dry) steam?
  - g) What are the external conditions in the area where the hose will be used?
- You should recognize that spillage or accumulations of corrosive chemicals or petroleum based materials externally can have a deteriorating effect on the hose cover.

#### Operators should be aware of the obvious signs of trouble:

- Cover blisters or lumps
- Cuts or gouges in the outside of the hose which expose the reinforcement
- Hardened or inflexible hose
- Steam leakages at the coupling ends or anywhere along the length of the hose
- Flattened or kinked areas which have damaged the hose
- A reduction of steam flow indicating that the tube is swelling

When any of the above abnormalities appear it is good safety sense to immediately remove the hose from service. Once removed, the hose can be carefully inspected before further use. Steam hose failures occur near the ends due to flexing and strain at the couplings. In those cases the hose can frequently be cut back and recoupled, providing additional service life. Hose used in continuous high pressure/ temperature service should be inspected periodically for signs of tube hardening. In most cases it is necessary to remove a coupling for tube inspection.

#### Making Sure the Hose is Installed Properly

- Be certain to use hose couplings designed for steam hose service. Follow the coupling manufacturer's instruction for coupling attachment. Check tightness with each use.
- Avoid extreme flexing of the hose near the coupling. If necessary use elbows in the piping system to assure a straight line connection with the hose.
- Installing and using a shut-off valve between the steam source and the hose will maximize service life and operator safety, and we consider such a value mandatory for safe operation.
- The use of spring guards can relieve some of the acute flexing encountered in heavy manual handling applications.
- Provide a suitable means of storing the hose when not in use. A permanent rack or tray will minimize the damage to the hose in storage. Do not hang the hose on a hook, nail, or other device which could cut or damage the hose.




### Recommendations

1. Install an OSHA approved safety cable on the hose at every junction to prevent whipping of the end if the coupling should disconnect.
2. Ensure continuous static grounding of the hose at each coupling.
3. If the clamps are a bolt-on style, tighten them to the correct torque before use. Use calibrated torque wrenches, not impact or other types.
4. Repairs on steam hoses and couplings should be done only by fully qualified distributors or fabricators.
5. All workers near the hose should wear full protective safety gear including gloves, safety shoes, full-length protective clothing and protective glasses or goggles.
6. Perform a complete safety check before the steam is turned on. Inspect the area and remove all unnecessary objects and debris. Inspect the hose for gouges, kinks, worn areas, loose couplings and other potential safety problems.
7. Install a shut-off valve between the source of steam and hose assembly.
8. Use spring guards to protect the hose from kinking when handling of the hose is required.
9. Avoid excessive flexing of the hose, particularly near couplings. Flexing can weaken the assembly.
10. Examine connections to the steam source. Use straight connections instead of bending the hose. Install pipe elbows to ensure either straight vertical connections pointing downward, or a 45° downward angle that allows the hose to gently contact the ground without too much flexing.
11. Be aware of the danger of hammer effect and take steps to prevent it. Hammer effect is caused by spikes of extreme pressure; it can damage hose assemblies and break couplings free. The usual causes are blockage, pinched-off flow or valves being opened or closed too fast. Make personnel aware of both the danger and causes, and urge them to avoid actions that can cause the hammer effect.
12. When finished using steam, always close the pressure valve from the steam source. In addition to providing an extra safety margin, this action can extend the working life of the hose.
13. Add an extra measure of safety by ensuring that all steam hose connections are incompatible with other hoses in the plant or by color-coding for different applications. Manufacturers can often cooperate with these requests and suggest good color-coding systems.
14. Train workers to look for signs of problems during usage, such as steam leakage, loose clamps, hose shrinkage, cover damage or exposed reinforcement.

# Steam

## Steam Hose

 Refer to warnings and safety information on pages 0-1 – 0-16.

Use of damaged hose or improper use may result in bodily injury or property damage. Please consult Eaton catalog or Technical Support for proper application.

### EH084

### STEAM SLAYER™



#### Construction:

**Tube:** Special chlorobutyl blend

**Reinforcement:**  
2-wire braid

**Cover:** Pin-pricked EPDM

#### Operating Temperature:

-40°C to +208°C  
(-40°F to +407°F)

For superheated steam  
+232°C (+450°F)

#### Application:

- Transfer of steam for processing products and cleaning equipment

#### Markets:

- Refining and petrochemical
- Paper industry
- Industrial cleaning markets
- Oil and gas exploration
- Steel
- Ship building

#### Type of Couplings:

- Eaton EJ series

Contact coupling manufacturer for attachment procedure and other coupling recommendations

# Part No.	Hose I.D.			Hose O.D.		Max Operating Pressure		Burst Pressure		Weight		Length	
	DN	mm	in	mm	in	bar	psi	bar	psi	kg/m	lbs/ft	mtr	ft
EH08408	12	12,7	0.50	27,7	1.09	17,2	250	172	2500	0,73	0.49	15,2	50
EH08412	19	19,0	0.75	33,5	1.32	17,2	250	172	2500	0,94	0.63	15,2	50
EH08416	25	25,4	1.00	40,4	1.59	17,2	250	172	2500	1,28	0.86	15,2	50

### EH080 & EH081

### STEAM SLAYER™



#### Construction:

**Tube:** Special chlorobutyl blend

**Reinforcement:** 2-wire braid

**Cover:** Pin-pricked EPDM

#### Operating Temperature:

-40°C to +208°C  
(-40°F to +407°F)

For superheated steam  
+232°C (+450°F)

#### Application:

- Transfer of steam for processing products and cleaning equipment

#### Markets:

- Refining and petrochemical
- Paper industry
- Industrial cleaning markets
- Oil and gas exploration
- Steel
- Ship building

#### Type of Couplings:


- Eaton EJ series

Contact coupling manufacturer for attachment procedure and other coupling recommendations

# Part No.	Hose I.D.			Hose O.D.		Max Operating Pressure		Burst Pressure		Weight		Length	
	DN	mm	in	mm	in	bar	psi	bar	psi	kg/m	lbs/ft	mtr	ft
<b>EH080</b>													
EH08008	12	12,7	0.50	27,7	1.09	17,2	250	172	2500	0,73	0.49	15,2	50
EH08012	19	19,0	0.75	33,5	1.32	17,2	250	172	2500	0,94	0.63	15,2	50
EH08016	25	25,4	1.00	40,4	1.59	17,2	250	172	2500	1,28	0.86	15,2	50
<b>EH081</b>													
EH08108	12	12,7	0.50	27,7	1.09	17,2	250	172	2500	0,73	0.49	15,2	50
EH08112	19	19,0	0.75	33,5	1.32	17,2	250	172	2500	0,94	0.63	15,2	50
EH08116	25	25,4	1.00	40,4	1.59	17,2	250	172	2500	1,28	0.86	15,2	50

# Steam

## Steam Hose

 Refer to warnings and safety information on pages 0-1 – 0-16.

Use of damaged hose or improper use may result in bodily injury or property damage. Please consult Eaton catalog or Technical Support for proper application.

### H0084

### Concord Standard



**Construction:**

**Tube:** Special chlorobutyl blend

**Reinforcement:**  
2-wire braid with stainless steel anti-static wire

**Cover:** Pin-pricked EPDM

**Operating Temperature:**

Maximum Operating  
+232°C (+450°F)

**Application:**

- Transfer of steam for processing products and cleaning equipment

**Markets:**

- Refining and petrochemical
- Paper industry
- Industrial cleaning markets
- Oil and gas exploration
- Steel
- Ship building

**Type of Couplings:**

- Ground joint female
- Boss male

Contact coupling manufacturer for attachment procedure and other coupling recommendations

# Part No.	Hose I.D.			Hose O.D.		Max Operating Pressure		Burst Pressure		Weight		Length	
	DN	mm	in	mm	in	bar	psi	bar	psi	kg/m	lbs/ft	mtr	ft
H008420BK	31	31,8	1.25	50,0	1.97	17,2	250	172	2500	2,0	1.35	15,2	50
H008424BK	38	38,1	1.50	56,4	2.22	17,2	250	172	2500	2,3	1.55	15,2	50
H008432BK	51	50,8	2.00	69,1	2.72	17,2	250	172	2500	2,9	1.94	15,2	50
H008432BK	51	50,8	2.00	69,1	2.72	17,2	250	172	2500	2,9	1.94	15,2	50

### EHS005

### Steel Wire Reinforced Steam

BS 5342 Type 2 Class A



#### Construction:

**Tube:** Butyl

**Reinforcement:** High-tensile steel wire cords

**Cover:** Pin-pricked synthetic rubber

#### Operating Temperature:

-40°C to +208°C  
(-40°F to +406°F)

#### Application:

- Transfer of steam for processing products and cleaning equipment








#### Markets:

- Refining and petrochemical
- Paper industry
- Industrial cleaning markets
- Oil and gas exploration
- Steel
- Ship building

#### Type of Couplings:

- Eaton EJ series
- Ground joint female
- Boss male


Contact coupling manufacturer for attachment procedure and other coupling recommendations

# Part No.			 Hose I.D.			 Hose O.D.		 Max Oper Pressure		 Burst Pressure		 Minimum Bend Radius		 Weight		 Length	
	mtr	ft	DN	mm	in	mm	in	bar	psi	bar	psi	mm	in	kg/m	lbs/ft	mtr	ft
EHS005-08-	MXX	50	12	12,7	0.50	24,0	0.94	17,0	247	170	2465	70	2.76	0,49	0.32	40	50
EHS005-10-	MXX	50	16	15,9	0.62	27,0	1.06	17,0	247	170	2465	80	3.15	0,56	0.38	40	50
EHS005-12-	MXX	50	19	19,0	0.75	32,0	1.26	17,0	247	170	2465	100	3.94	0,72	0.48	40,61	50
EHS005-16-	MXX	50	25	25,4	1.00	38,5	1.52	17,0	247	170	2465	140	5.51	0,96	0.65	40,61	50
EHS005-20-	MXX	50	31	31,8	1.25	46,0	1.81	17,0	247	170	2465	200	7.87	1,27	0.85	40,61	50
EHS005-24-	MXX	50	38	38,1	1.50	52,0	2.05	17,0	247	170	2465	250	9.84	1,58	1.06	40,61	50
EHS005-32-	MXX	50	51	50,8	2.00	67,0	2.64	17,0	247	170	2465	350	13.78	2,37	1.59	40,61	50
EHS005-40-	MXX	50	60	63,5	2.50	79,5	3.13	17,0	247	170	2465	450	17.72	2,97	2.00	40,61	50
EHS005-48-	MXX	50	80	76,2	3.00	93,0	3.66	17,0	247	170	2465	550	21.65	3,88	2.61	40,61	50
EHS005-64-	MXX	50	102	101,6	4.00	124,0	4.88	17,0	247	170	2465	750	29.53	6,60	4.44	40,61	50

\* Product available in BK-Black and RD-Red

# Steam

## Steam Hose

 Refer to warnings and safety information on pages 0-1 – 0-16.

Use of damaged hose or improper use may result in bodily injury or property damage. Please consult Eaton catalog or Technical Support for proper application.

### EHS007

### Steel Wire Reinforced Steam

ISO 6134-2B Oil Resistant Cover



#### Construction:

**Tube:** EPM

**Reinforcement:** High-tensile steel wire cords

**Cover:** Pin-pricked, oil-resistant synthetic rubber

#### Operating Temperature:

-40°C to +208°C  
(-40°F to +406°F)

#### Application:

- Transfer of steam for processing products and cleaning equipment








#### Markets:

- Refining and petrochemical
- Paper industry
- Industrial cleaning markets
- Oil and gas exploration
- Steel
- Ship building

#### Type of Couplings:

- Eaton EJ series
- Ground joint
- Boss male

Contact coupling manufacturer for attachment procedure and other coupling recommendations

# Part No.																	
	mtr	ft	DN	mm	in	mm	in	bar	psi	bar	psi	mm	in	kg/m	lbs/ft	mtr	ft
EHS007-08-	MXX	50	12	12,7	0.50	25	0.98	18,0	261	180	2610	130	5.12	0,56	0.38	40,61	50
EHS007-10-	MXX	50	16	15,9	0.62	30	1.18	18,0	261	180	2610	160	6.30	0,78	0.52	40,61	50
EHS007-12-	MXX	50	19	19,0	0.75	33	1.30	18,0	261	180	2610	190	7.48	0,82	0.55	40,61	50
EHS007-16-	MXX	50	25	25,4	1.00	40	1.57	18,0	261	180	2610	250	9.84	1,07	0.72	40,61	50
EHS007-20-	MXX	50	31	31,8	1.25	48	1.89	18,0	261	180	2610	320	12.60	1,49	1.00	40,61	50
EHS007-24-	MXX	50	38	38,1	1.50	54	2.13	18,0	261	180	2610	380	14.96	1,87	1.26	40,61	50
EHS007-32-	MXX	50	51	50,8	2.00	69	2.72	18,0	261	180	2610	500	19.68	2,70	1.82	40,61	50
EHS007-40-	MXX	50	60	63,5	2.50	81	3.19	18,0	261	180	2610	630	24.80	3,21	2.16	40,61	50
EHS007-48-	MXX	50	80	76,2	3.00	94	3.70	18,0	261	180	2610	750	29.53	4,18	2.81	40,61	50
EHS007-64-	MXX	50	102	101,6	4.00	122	4.80	18,0	261	180	2610	1000	39.37	6,43	4.32	40,61	50

\*Available colors BK-Black and RD-Red

### EHS006

### Steel Wire Reinforced Steam

ISO 6134-2A



#### Construction:

**Tube:** EPM

**Reinforcement:** High-tensile steel wire cords

**Cover:** Pin-pricked synthetic rubber

#### Operating Temperature:

-40°C to +208°C  
(-40°F to +406°F)

#### Application:

- Transfer of steam for processing products and cleaning equipment

#### Markets:

- Refining and petrochemical
- Paper industry
- Industrial cleaning markets
- Oil and gas exploration
- Steel
- Ship building

#### Type of Couplings:

- Eaton EJ series
- Ground joint female
- Boss male


Contact coupling manufacturer for attachment procedure and other coupling recommendations

# Part No.			Hose I.D.			Hose O.D.		Max Oper Pressure		Burst Pressure		Minimum Bend Radius		Weight		Length	
			DN	mm	in	mm	in	bar	psi	bar	psi	mm	in	kg/m	lbs/ft	mtr	ft
EHS006-08-	MXX	50	12	12,7	0.50	25	0.98	18,0	261	180	2610	130	5.12	0,53	0.36	40,61	50
EHS006-10-	MXX	50	16	15,9	0.62	30	1.18	18,0	261	180	2610	160	6.30	0,75	0.50	40,61	50
EHS006-12-	MXX	50	19	19,0	0.75	33	1.30	18,0	261	180	2610	190	7.48	0,78	0.52	40,61	50
EHS006-16-	MXX	50	25	25,4	1.00	40	1.57	18,0	261	180	2610	250	9.84	1,03	0.69	40,61	50
EHS006-20-	MXX	50	31	31,8	1.25	48	1.89	18,0	261	180	2610	320	12.60	1,41	0.95	40,61	50
EHS006-24-	MXX	50	38	38,1	1.50	54	2.13	18,0	261	180	2610	380	14.96	1,78	1.20	40,61	50
EHS006-32-	MXX	50	51	50,8	2.00	69	2.72	18,0	261	180	2610	500	19.68	2,58	1.73	40,61	50
EHS006-40-	MXX	50	60	63,5	2.50	81	3.19	18,0	261	180	2610	630	24.80	3,16	2.12	40,61	50
EHS006-48-	MXX	50	80	76,2	3.00	94	3.70	18,0	261	180	2610	750	29.53	4,02	2.70	40,61	50
EHS006-64-	MXX	50	102	101,6	4.00	122	4.80	18,0	261	180	2610	1000	39.37	6,22	4.18	40,61	50

\* Available colors BK-Black and RD-Red

# Steam

## Steam Hose

 Refer to warnings and safety information on pages 0-1 – 0-16.

Use of damaged hose or improper use may result in bodily injury or property damage. Please consult Eaton catalog or Technical Support for proper application.

### H9568

### Concord 250 Steam



**Construction:**

**Tube:** EPDM

**Reinforcement:**  
2-wire braid

**Cover:** Pin-pricked EPDM

**Operating Temperature:**

Maximum Operating  
+232°C (+450°F)

**Application:**

- Transfer of steam for processing products and cleaning equipment

**Markets:**

- Refining and petrochemical
- Paper industry
- Industrial cleaning markets
- Oil and gas exploration
- Steel
- Ship building

**Type of Couplings:**

- Eaton EJ Series

Contact coupling manufacturer for attachment procedure and other coupling recommendations

# Part No.	Hose I.D.			Hose O.D.		Max Operating Pressure		Burst Pressure		Weight		Length	
	DN	mm	in	mm	in	bar	psi	bar	psi	kg/m	lbs/ft	mtr	ft
H956808BK	12	12,7	0.50	26,2	1.03	17,2	250	172	2500	0,68	0.46	15,2	50
H95608BK-100*	12	12,7	0.50	26,2	1.03	17,2	250	172	2500	0,68	0.46	30,5	100
H956812BK	19	19,0	0.75	34,0	1.34	17,2	250	172	2500	1,04	0.70	15,2	50
H956812BK-100*	19	19,0	0.75	34,0	1.34	17,2	250	172	2500	1,04	0.70	30,5	100
H956816BK	25	25,4	1.00	39,6	1.56	17,2	250	172	2500	1,43	0.96	15,2	50
H956816BK-100*	25	25,4	1.00	39,6	1.56	17,2	250	172	2500	1,43	0.96	30,5	100

\*\*Also product available in RD-Red for select items



### H9682

### Concord Steam Oil-Resistant



#### Construction:

**Tube:** EPDM

**Reinforcement:**  
2-wire braid

**Cover:** Pin-pricked,  
oil-resistant compound

#### Operating Temperature:

Maximum Operating  
+232°C (+450°F)

#### Application:

- Transfer of steam for processing products and cleaning equipment

#### Markets:

- Refining and petrochemical
- Paper industry
- Industrial cleaning markets
- Oil and gas exploration
- Steel
- Ship building

#### Type of Couplings:

- Eaton EJ Series


Contact coupling manufacturer for attachment procedure and other coupling recommendations

# Part No.	Hose I.D.			Hose O.D.		Max Operating Pressure		Burst Pressure		Weight		Length	
	DN	mm	in	mm	in	bar	psi	bar	psi	kg/m	lbs/ft	mtr	ft
H968212BK*	19	19,0	0.75	34,1	1.34	17,2	250	172	2500	1,04	0.70	15,2	50
H968212RD*	19	19,0	0.75	34,1	1.34	17,2	250	172	2500	1,04	0.70	15,2	50

\* Items sold as MTO—made to order

# Steam

## Steam Hose

 Refer to warnings and safety information on pages 0-1 – 0-16.

Use of damaged hose or improper use may result in bodily injury or property damage. Please consult Eaton catalog or Technical Support for proper application.

### EHS001

### Industrial Steam

BS 5342 Type 2 Class A



#### Construction:

**Tube:** EPM blend

#### Reinforcement:

High-tensile steel wire

**Cover:** Pin-pricked EPM

#### Operating Temperature:

-40°C to +208°C  
(-40°F to +407°F)

#### Application:

- Transfer of steam for processing products and cleaning equipment








#### Markets:

- Refining and petrochemical
- Paper industry
- Industrial cleaning markets
- Oil and gas exploration
- Steel
- Ship building

#### Type of Couplings:

- Eaton EJ series
- Boss male
- Ground joint female

Contact coupling manufacturer for attachment procedure and other coupling recommendations

# Part No.			 Hose I.D.			 Hose O.D.		 Max Oper Pressure		 Burst Pressure		 Minimum Bend Radius		 Weight		 Length	
	mtr	ft	DN	mm	in	mm	in	bar	psi	bar	psi	kg/m	lbs/ft	mtr	ft	mtr	ft
EHS001-08-	MXX	50	12	12,7	0.50	24,0	0.94	17,2	250	172	2500	70	2.76	0,49	0.82	40	50
EHS001-10-	MXX	50	16	15,9	0.62	27,0	1.06	17,2	250	172	2500	80	3.15	0,56	0.38	40	50
EHS001-12-	MXX	50	19	19,0	0.75	32,0	1.26	17,2	250	172	2500	100	3.94	0,72	0.48	40,61	50
EHS001-16-	MXX	50	25	25,4	1.00	38,5	1.52	17,2	250	172	2500	140	5.51	0,96	0.65	40,61	50
EHS001-20-	MXX	50	31	31,8	1.25	46,0	1.81	17,2	250	172	2500	200	7.87	1,27	0.85	40,61	50
EHS001-24-	MXX	50	38	38,1	1.50	52,0	2.05	17,2	250	172	2500	250	9.84	1,58	1.06	40,61	50
EHS001-32-	MXX	50	51	50,8	2.00	67,0	2.64	17,2	250	172	2500	350	13.78	2,37	1.59	40,61	50
EHS001-40-	MXX	50	60	63,5	2.50	79,5	3.13	17,2	250	172	2500	450	17.72	2,97	2.00	40,61	50
EHS001-48-	MXX	50	80	76,2	3.00	93,0	3.66	17,2	250	172	2500	550	21.65	3,88	2.61	40,61	50
EHS001-64-	MXX	50	102	101,6	4.00	124,0	4.88	17,2	250	172	2500	750	29.53	6,60	4.44	40,61	50

### H6027

### 200 L. L. Steam



#### Construction:

**Tube:** EPDM

#### Reinforcement:

1-wire braid

**Cover:** Pin-pricked EPDM

#### Operating Temperature:

Maximum Operating  
+197°C (+386°F)

#### Application:

- Transfer of steam for processing products and cleaning equipment

#### Markets:

- Refining and petrochemical
- Paper industry
- Industrial cleaning markets
- Oil and gas exploration
- Steel
- Ship building

#### Type of Couplings:


- Eaton EJ Series

Contact coupling manufacturer for attachment procedure and other coupling recommendations

# Part No.	Hose I.D.			Hose O.D.		Max Operating Pressure		Burst Pressure		Weight		Length	
	DN	mm	in	mm	in	bar	psi	bar	psi	kg/m	lbs/ft	mtr	ft
H602706	10	9,5	0.38	20,6	0.81	13,8	200	138	2000	0,34	0.23	15,2	50
H602706-350R	10	9,5	0.38	20,6	0.81	13,8	200	138	2000	0,34	0.23	106,7	350
H602708	12	12,7	0.50	23,8	0.94	13,8	200	138	2000	0,43	0.29	15,2	50
H602712	19	19,0	0.75	30,2	1.19	13,8	200	138	2000	0,61	0.41	15,2	50
H602712-350R	19	19,0	0.75	30,2	1.19	13,8	200	138	2000	0,61	0.41	106,7	350

# Steam

## Steam Hose

 Refer to warnings and safety information on pages 0-1 – 0-16.

Use of damaged hose or improper use may result in bodily injury or property damage. Please consult Eaton catalog or Technical Support for proper application.

### EHS004

### Textile Steam

ISO 6134-1B—Oil Resistant Cover



**Construction:**

**Tube:** EPM

**Reinforcement:** High-tensile synthetic textile and anti-static wire

**Cover:** Pin-pricked, oil-resistant synthetic rubber

**Operating Temperature:**

-40°C to +165°C  
(-40°F to +329°F)

**Application:**

- Transfer of steam for processing products and cleaning equipment








**Markets:**

- Refining and petrochemical
- Paper industry
- Industrial cleaning markets
- Oil and gas exploration
- Steel
- Ship building

**Type of Couplings:**

- Eaton EJ series
- Boss male
- Ground joint female

Contact coupling manufacturer for attachment procedure and other coupling recommendations

# Part No.			 Hose I.D.		 Hose O.D.		 Max Oper Pressure		 Burst Pressure		 Minimum Bend Radius		 Weight		 Length		
	mtr	ft	DN	mm	in	mm	in	bar	psi	bar	psi	mm	in	kg/m	lbs/ft	mtr	ft
EHS004-08-	MXX	50	12	12,7	0.50	25	0.98	6,0	87,0	60	870	130	5.12	0,42	0.28	46	50
EHS004-10-	MXX	50	16	15,9	0.62	30	1.18	6,0	87,0	60	870	160	6.30	0,60	0.40	46	50
EHS004-12-	MXX	50	19	19,0	0.75	33	1.30	6,0	87,0	60	870	190	7.48	0,67	0.45	46,61	50
EHS004-16-	MXX	50	25	25,4	1.00	40	1.57	6,0	87,0	60	870	250	9.84	0,86	0.58	46,61	50
EHS004-20-	MXX	50	31	31,8	1.25	48	1.89	6,0	87,0	60	870	320	12.60	1,18	0.79	46,61	50
EHS004-24-	MXX	50	38	38,1	1.50	54	2.13	6,0	87,0	60	870	380	14.96	1,36	0.91	46,61	50
EHS004-32-	MXX	50	51	50,8	2.00	69	2.72	6,0	87,0	60	870	500	19.68	2,00	1.34	46,61	50
EHS004-40-	MXX	50	60	63,5	2.50	81	3.19	6,0	87,0	60	870	630	24.80	2,35	1.58	46,61	50
EHS004-48-	MXX	50	80	76,2	3.00	94	3.70	6,0	87,0	60	870	750	29.53	2,88	1.94	46,61	50
EHS004-64-	MXX	50	102	101,6	4.00	122	4.80	6,0	87,0	60	870	1000	39.37	4,17	2.80	46,61	50

### EHS003

### Textile Steam

ISO 6134-1A



#### Construction:

**Tube:** EPM

**Reinforcement:** High-tensile synthetic textile and anti-static wire

**Cover:** Pin-pricked synthetic rubber

#### Operating Temperature:

-40°C to +165°C  
(-40°F to +329°F)

#### Application:

- Transfer of steam for processing products and cleaning equipment

#### Markets:

- Refining and petrochemical
- Paper industry
- Industrial cleaning markets
- Oil and gas exploration
- Steel
- Ship building

#### Type of Couplings:


- Eaton EJ series
- Boss male
- Ground joint female

Contact coupling manufacturer for attachment procedure and other coupling recommendations

#	Part No.		Hose I.D.			Hose O.D.		Max Oper Pressure		Burst Pressure		Minimum Bend Radius		Weight		Length	
			DN	mm	in	mm	in	bar	psi	bar	psi	mm	in	kg/m	lbs/ft	mtr	ft
EHS003-08-	MXX	50	12	12,7	0.50	25	0.98	6,0	87,0	60	870	130	5.12	0,39	0.26	46	50
EHS003-10-	MXX	50	16	15,9	0.62	30	1.18	6,0	87,0	60	870	160	6.30	0,56	0.38	46	50
EHS003-12-	MXX	50	19	19,0	0.75	33	1.30	6,0	87,0	60	870	190	7.48	0,63	0.42	46,61	50
EHS003-16-	MXX	50	25	25,4	1.00	40	1.57	6,0	87,0	60	870	250	9.84	0,81	0.54	46,61	50
EHS003-20-	MXX	50	31	31,8	1.25	48	1.89	6,0	87,0	60	870	320	12.60	1,11	0.75	46,61	50
EHS003-24-	MXX	50	38	38,1	1.50	54	2.13	6,0	87,0	60	870	380	14.96	1,28	0.86	46,61	50
EHS003-32-	MXX	50	51	50,8	2.00	69	2.72	6,0	87,0	60	870	500	19.68	1,89	1.27	46,61	50
EHS003-40-	MXX	50	60	63,5	2.50	81	3.19	6,0	87,0	60	870	630	24.80	2,23	1.50	46,61	50
EHS003-48-	MXX	50	80	76,2	3.00	94	3.70	6,0	87,0	60	870	750	29.53	2,76	1.86	46,61	50
EHS003-64-	MXX	50	102	101,6	4.00	122	4.80	6,0	87,0	60	870	1000	39.37	4,02	2.70	46,61	50

# Steam

## Steam Hose

 Refer to warnings and safety information on pages 0-1 – 0-16.

Use of damaged hose or improper use may result in bodily injury or property damage. Please consult Eaton catalog or Technical Support for proper application.

### EHS002

### Textile Steam



**Construction:**

**Tube:** EPM

**Reinforcement:** High-tensile synthetic textile

**Cover:** Pin-pricked synthetic rubber

**Operating Temperature:**

-40°C to +165°C  
(-40°F to +329°F)

**Application:**

- Transfer of steam for processing products and cleaning equipment







**Markets:**

- Refining and petrochemical
- Paper industry
- Industrial cleaning markets
- Oil and gas exploration
- Steel
- Ship building

**Type of Couplings:**

- Boss male
- Ground joint female

Contact coupling manufacturer for attachment procedure and other coupling recommendations

# Part No.			 Hose I.D.			 Hose O.D.		 Max Operating Pressure		 Burst Pressure		 Weight		 Length	
	mtr	ft	DN	mm	in	mm	in	bar	psi	bar	psi	kg/m	lbs/ft	mtr	ft
EHS002-08-	MXX	50	12	12,7	0.50	24,0	0.94	7,0	100	70,0	1000	0,32	0.22	40,61	50
EHS002-10-	MXX	50	16	15,9	0.62	28,0	1.10	7,0	100	70,0	1000	0,46	0.31	40,61	50
EHS002-12-	MXX	50	19	19,0	0.75	31,0	1.22	7,0	100	70,0	1000	0,53	0.36	40,61	50
EHS002-16-	MXX	50	25	25,4	1.00	37,0	1.46	7,0	100	70,0	1000	0,61	0.41	40,61	50
EHS002-20-	MXX	50	31	31,8	1.25	46,0	1.81	7,0	100	70,0	1000	0,94	0.63	40,61	50
EHS002-24-	MXX	50	38	38,1	1.50	53,0	2.09	7,0	100	70,0	1000	1,17	0.79	40,61	50
EHS002-28-	MXX	50	45	44,5	1.75	60,0	2.36	7,0	100	70,0	1000	1,40	0.94	40,61	50
EHS002-32-	MXX	50	51	50,8	2.00	67,5	2.66	7,0	100	70,0	1000	1,75	1.18	40,61	50
EHS002-40-	MXX	50	60	63,5	2.50	81,0	3.19	7,0	100	70,0	1000	2,23	1.50	40,61	50
EHS002-48-	MXX	50	80	76,2	3.00	98,0	3.86	7,0	100	70,0	1000	3,31	2.23	40,61	50
EHS002-64-	MXX	50	102	101,6	4.00	124,0	4.88	7,0	100	70,0	1000	4,44	2.98	40,61	50

### H969

### Hydrocarbon Drain



#### Construction:

**Tube:** Nitrile (RMA Class A)

**Reinforcement:** 2-wire braid

**Cover:** Pin-pricked CPE

#### Operating Temperature:

Maximum Operating  
+176°C (+350°F)

#### Application:

- For hydrocarbon drain service

#### Markets:

- Refining and petrochemical
- Paper industry
- Industrial cleaning markets
- Oil and gas exploration
- Steel
- Ship building

#### Type of Couplings:

- Boss male
- Ground joint female

Contact coupling manufacturer for attachment procedure and other coupling recommendations

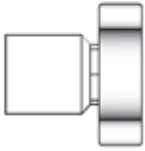
# Part No.	Hose I.D.			Hose O.D.		Max Operating Pressure		Burst Pressure		Weight		Length	
	DN	mm	in	mm	in	bar	psi	bar	psi	kg/m	lbs/ft	mtr	ft
H969012	19	19,0	0.75	34,1	1.31	20,7	300	207	3000	0,89	0.60	15,2	50
H969012-25	19	19,0	0.75	34,1	1.31	20,7	300	207	3000	0,89	0.60	7,6	25

# Steam

## EJ Series Crimp Couplings

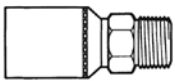
### EJ Series Crimp Couplings

#### Wing Nut Swivel Ground Joint



Part Number	Hose I.D.		Thread Size	DIM A		Hole Dia		DIM D	
	mm	in		mm	in	mm	in	mm	in
EJ5323-0808S	12,7	0.50	1½ – 11½	72,3	2.85	12,7	0.50	60,5	2.38
EJ5323-1212S	19,1	0.75	1½ – 11½	72,3	2.85	12,7	0.50	90,4	3.56
EJ5323-1216S	25,4	1.00	1½ – 11½	72,3	2.85	12,7	0.50	90,4	3.56

#### Male Pipe (NPTF) Rigid



Part Number	Hose I.D.		Thread Size	DIM A		Hole Dia		Hex E	
	mm	in		mm	in	mm	in	mm	in
EJ5324-0808S	12,7	0.50	1/2 – 14	76,5	3.01	9,1	0.36	22,2	0.875
EJ5324-1212S	19,1	0.75	3/4 – 14	77,8	3.08	15,5	0.61	30,2	1.188
EJ5324-1616S	25,4	1.00	1 – 11½	82,6	3.25	20,6	0.81	34,9	1.375

#### Female Spud



Part Number	Hose I.D.		Thread Size		DIM A		Hole Dia		Hex E	
	mm	in	NPSM	NPTF	mm	in	mm	in	mm	in
FF91058-08S	12,7	0.50	1½ – 11½	1½ – 14	30,1	1.185	9,1	0.36	50,8	2.00
FF91058-12S	19,1	0.75	1½ – 11½	3/4 – 14	30,1	1.185	15,5	0.61	50,8	2.00
FF91058-16S	23,9	1.00	1½ – 11½	1 – 11½	30,1	1.185	20,6	0.81	50,8	2.00

\* NOTE: EJ Series couplings were specifically designed and tested for use with Eaton hoses and wall thicknesses, use on other hose is not recommended.

### Assembly Instructions

#### Step 1

Cut the hose square to the required length using a cut-off wheel. Clean the cut end and hose bore.

Be sure the fitting is fully inserted by checking the end of the socket is aligned with the insertion depth mark on the hose.

#### Step 2

Mark the end of the hose with the correct insertion depth by size. See chart.

#### Step 5

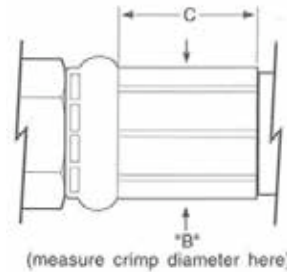
Crimp the hose to the specifications found in chart. Measure the crimp diameter in 3 locations utilizing calipers and take the average to verify that the crimp is within the specified range. Also verify that the insertion depth mark on the hose is still at the end of the socket and that the hose has not pulled off of the fitting during the crimping process.

#### Step 3

Lubricate the I.D. of the hose with a water based lubricant such as P-80. You can also utilize a 5% dish soap/95% water mixture.

#### Step 4

Insert the fitting into the hose. Twist the fitting while inserting to help with spreading the lubricant and easier insertion.



Hose Dash Size	Fitting Insertion Depth	Crimp Diameter "B"	Crimp Position "C"
		±0.12 mm ±0.005 in	±0.75 mm ±0.030 in

#### Steam Slayer Hose: EH080, EH081, EH084

-08	34,7 mm 1.37 in	30,23 mm 1.190 in	32,39 mm 1.275 in
-12	35,5 mm 1.40 in	35,94 mm 1.415 in	32,39 mm 1.275 in
-16	34,7 mm 1.37 in	41,40 mm 1.630 in	32,39 mm 1.275 in

#### Concord 250 Hose: H9568

-08	34,7 mm 1.37 in	30,23 mm 1.190 in	32,39 mm 1.275 in
-12	35,5 mm 1.40 in	35,94 mm 1.415 in	32,39 mm 1.275 in
-16	34,7 mm 1.37 in	41,78 mm 1.645 in	32,39 mm 1.275 in

**None of the hoses listed are to be used as a pressure washer hose.**


MTO (Made-to-Order) – Contact Eaton at 800-833-3837 for availability, minimum run quantity, and ordering information.

Steam applications are hazardous to both personnel and equipment. These hazards are due to the high pressures and temperatures of steam conveyance. Hot water, low pressure steam and high pressure steam can cause severe scalding or bodily injury. Operators

should use extreme caution to avoid burns. Eaton understands the importance of utilizing quality products that provide maximum safety, especially when it comes to steam application, **safety always comes first.**



### FK6496 & FK6500 Eaton Steam Hose Assemblies



Losses from a leaking steam system can cost in many ways. Personal safety, procurement, maintenance, and premature product replacement can all affect the bottom line. Eaton's new steam hose assembly system with our STEAM SLAYER hose and the EJ Series fitting offer a matched engineered assembly that was tested for over 2000 hours without any leakage.

This new matched assembly will also reduce the affects of static electric discharge. These new assemblies not only reduce maintenance cost, but also reduce operator's exposure to hazardous situations. Be sure to choose a matched hose and fitting engineered system designed specifically for steam applications.



### 50' Steam Hose Assemblies

#### Base # FK6496



#### Base # FK6500



Part Number	Hose I.D. (mm)	Hose I.D. (in)	End "A" Male Pipe	End "B" Wing Nut Female Swivel	Hose
FK6496HHH6000	13,0	1/2	- 8	- 8	EH08408 Steam Slayer
FK6496KKK6000	19,1	3/4	-12	-12	EH08412 Steam Slayer
FK6496MMK6000	25,4	1	-16	-12	EH08416 Steam Slayer
FK6500HHH6000	12,7	1/2	- 8	- 8	H956808 Concord 250
FK6500KKK6000	19,1	3/4	-12	-12	H956812 Concord 250
FK6500MMK6000	25,4	1	-16	-12	H956816 Concord 250



# Water

## Suction & Discharge

EHW030 OTTER™ PLUS Water Suction & Discharge . . . . .	L-5
EHW009 Heavy Duty Water Suction & Discharge . . . . .	L-6
H0364 OTTER™ Water Suction & Discharge . . . . .	L-7
EHW014 Channeled Water Suction & Discharge . . . . .	L-8
EHW013 Corrugated Water Suction & Discharge . . . . .	L-9
EHW005 Flat Corrugated Water Suction & Discharge . . .	L-10
EH360 Water Suction & Discharge . . . . .	L-11
EHT005 Medium Duty Suction & Discharge . . . . .	L-12

## Discharge

EHW004 High Pressure Layflat Water Discharge . . . . .	L-13
EHW029 OTTER™ Layflat Water Discharge . . . . .	L-14
EHW007 Soft Wall Water Discharge . . . . .	L-15
EHW003 Medium Duty Water Discharge . . . . .	L-16
EHW001 Layflat Water Discharge . . . . .	L-17
H0307 & H0379 LEADER™ Water Discharge . . . . .	L-18
EHW011 Low Pressure Water Discharge . . . . .	L-19
EHW012 Low Pressure Layflat Water Discharge . . . . .	L-20
EHW010 Water Discharge . . . . .	L-21
EHT305 & EHT306 Flame Resistant MSHA Flat Delivery . .	L-22
EHT303 Medium Duty Discharge . . . . .	L-23
EHT301 Light Duty Discharge . . . . .	L-24

## Hot Water

EHW027 Channeled Hot Water Suction & Discharge . . .	L-25
EHW026 Flat Corrugated Hot Water Suction & Discharge . .	L-26
EHW025 Corrugated Hot Water Suction & Discharge . . .	L-27
EHW024 Hot Water Suction & Discharge . . . . .	L-28
EHW023 Hot Water Discharge . . . . .	L-29

## Specialty

H1196 ROYALFLEX™ Water . . . . .	L-30
EHW028 Heavy Duty MSHA Mine Spray . . . . .	L-31
H345 Pressure Washer . . . . .	L-32
EHW008 Tank Cleaning . . . . .	L-33
EHW015 Artificial Snow . . . . .	L-34
EHW022 Heavy Duty Radiator Car Heater . . . . .	L-35
EHW021 Radiator Car Heater . . . . .	L-36
EHW002 Radiator Hose . . . . .	L-37

## Sewer Cleaning

FC701 Eaton GATOR™ Hose . . . . .	L-38
FC702 Eaton GATOR™ Hose . . . . .	L-39
Permanent Fittings, Eaton GATOR™ Hose . . . . .	L-40
EHS520 Sewer Jetting . . . . .	L-41
EHS540 Sewer Jetting . . . . .	L-42



## Water

## Suction &amp; Discharge

## EHW030 OTTER™ PLUS Water Suction &amp; Discharge



**Application:** S & D of water, mud and slurries; ag fertilizers, salt water (brine)  
**Tube:** EPDM **Reinforcement:** High-tensile synthetic textile / dual helical wires  
**Cover:** EPDM  
**Temp:** -40°C to +120°C, (-40°F to +248°F)  
**Pressure:** 17,2-20,7 bar / 250-300 psi

## EHW009 Heavy Duty Water Suction &amp; Discharge



**Application:** Suction and discharge of water  
**Tube:** Synthetic rubber  
**Reinforcement:** High-tensile synthetic textile and dual steel helical wire  
**Cover:** Synthetic rubber  
**Temp:** -25°C to +70°C, (-13°F to +158°F)  
**Pressure:** 17,2 bar / 250 psi

## H0364 OTTER™ Water Suction &amp; Discharge



**Application:** S & D of water, mud and slurries; ag fertilizers, salt water (brine)  
**Tube:** EPDM **Reinforcement:** High-tensile synthetic textile / steel helical wire  
**Cover:** EPDM  
**Temp:** -40°C to +120°C, (-40°F to +248°F)  
**Pressure:** 10,5 bar / 150 psi

## EHW014 Channeled Water Suction &amp; Discharge



**Application:** Pumping, suction and discharge, and convey of water  
**Tube:** Synthetic rubber **Reinforcement:** High-tensile synthetic textile and helical steel wire  
**Cover:** Channeled synthetic rubber  
**Temp:** -25°C to +70°C, (-13°F to +158°F)  
**Pressure:** 8,5-10,5 bar / 125-150 psi

## EHW013 Corrugated Water Suction &amp; Discharge



**Application:** S & D agricultural, industrial, construction of water  
**Tube:** Synthetic rubber  
**Reinforcement:** High-tensile synthetic textile and steel helical wire  
**Cover:** Corrugated synthetic rubber with cuffed ends  
**Temp:** -25°C to +70°C, (-13°F to +158°F)  
**Pressure:** 3,5 bar / 50 psi

## EHW005 Flat Corrugated Water Suction &amp; Discharge



**Application:** Suction and discharge of water  
**Tube:** Synthetic rubber **Reinforcement:** High-tensile synthetic textile and steel helical wire  
**Cover:** Synthetic rubber  
**Temp:** -25°C to +70°C, (-13°F to +158°F)  
**Pressure:** 10,5 bar / 150 psi

## EH360 Water Suction &amp; Discharge



**Application:** S & D, pumping of water, mud and slurries; transfer salt water  
**Tube:** Synthetic rubber **Reinforcement:** Textile and a single or dual steel helical wire  
**Cover:** Synthetic rubber  
**Temp:** -25°C to +70°C, (-13°F to +158°F)  
**Pressure:** 10,5 bar / 150 psi


## EHT005 Medium Duty Suction &amp; Discharge



**Application:** Medium-duty suction of water, salt water, light chemicals  
**Tube:** PVC spiral **Cover:** PVC  
**Temp:** -5°C to +60°C, (+23°F to +140°F)  
**Pressure:** 9,0-32,0 bar / 131-464 psi

## Discharge

## EHW004 High Pressure Layflat Water Discharge



**Application:** Discharge of water in agricultural and industrial applications  
**Tube:** Synthetic rubber **Reinforcement:** High-tensile synthetic textile **Cover:** Synthetic rubber  
**Temp:** -25°C to +70°C, (-13°F to +158°F) **Pressure:** 20,7 bar / 300 psi

## EHW029 OTTER™ Layflat Water Discharge



**Application:** Water discharge  
**Tube:** EPDM **Reinforcement:** High-tensile synthetic textile **Cover:** EPDM  
**Temp:** -40°C to +120°C, (-40°F to +248°F) **Pressure:** 10,5 bar / 150 psi

## EHW007 Soft Wall Water Discharge



**Application:** Water discharge  
**Tube:** NBR blend **Reinforcement:** High-tensile synthetic textile  
**Cover:** CR blend  
**Temp:** -35°C to +80°C, (-31°F to +176°F) **Pressure:** 7,0-10,5 bar / 100-150 psi

## EHW003 Medium Duty Water Discharge



**Application:** Water discharge  
**Tube:** Synthetic rubber **Reinforcement:** High-tensile synthetic textile  
**Cover:** Synthetic rubber  
**Temp:** -25°C to +70°C, (-13°F to +158°F) **Pressure:** 10,5 bar / 150 psi

## EHW001 Layflat Water Discharge



**Application:** Discharge of water in agricultural and industrial applications  
**Tube:** Synthetic rubber **Reinforcement:** High-tensile synthetic textile  
**Cover:** Synthetic rubber  
**Temp:** -25°C to +70°C, (-13°F to +158°F) **Pressure:** 10,5 bar / 150 psi

## H0307 and H0379 LEADER Water Discharge



**Application:** Discharge of water  
**Tube:** EPDM **Reinforcement:** 2-ply, 2 or 4 spiral fiber **Cover:** EPDM  
**Temp:** -23°C to +66°C, (-10°F to +150°F) **Pressure:** 5,5-10,5 bar / 80-150 psi

## EHW011 Low Pressure Water Discharge



**Application:** Discharge of water  
**Tube:** Synthetic rubber **Reinforcement:** High-tensile synthetic textile  
**Cover:** Synthetic rubber  
**Temp:** -25°C to +70°C, (-13°F to +158°F) **Pressure:** 7,0 bar / 100 psi

## EHW012 Low Pressure Layflat Water Discharge



**Application:** Discharge of water  
**Tube:** Synthetic rubber **Reinforcement:** High-tensile synthetic textile  
**Cover:** Synthetic rubber  
**Temp:** -25°C to +70°C, (-13°F to +158°F) **Pressure:** 5 bar / 75 psi

## EHW010 Water Discharge



**Application:** Discharge of water  
**Tube:** Synthetic rubber **Reinforcement:** High-tensile synthetic textile  
**Cover:** Synthetic rubber  
**Temp:** -25°C to +70°C, (-13°F to +158°F) **Pressure:** 10,5 bar / 150 psi

## EHT305 &amp; EHT306 Flame Resistant MSHA Flat Delivery



**Application:** Mines and quarries  
**Tube:** Flame resistant PVC/NBR lining **Reinforcement:** High-tensile synthetic textile **Cover:** Flame resistant PVC  
**Temp:** -5°C to +60°C, (+23°F to +140°F) **Pressure:** 10-14 bar / 145-203 psi

**EHT303 Medium Duty Discharge**

**Application:** Discharge of water in agriculture and industry  
**Tube:** PVC/NBR lining **Reinforcement:** High-tensile synthetic textile **Cover:** PVC  
**Temp:** -5°C to +60°C, (+23°F to +140°F) **Pressure:** 2,5-10 bar / 35-145 psi

**EHT301 Light Duty Discharge**

**Application:** Discharge of water in agriculture and industry  
**Tube:** PVC lining **Reinforcement:** High-tensile synthetic textile **Cover:** PVC  
**Temp:** -5°C to +60°C, (+23°F to +140°F) **Pressure:** 2,5-5 bar / 40-75 psi

**Hot Water****EHW027 Channeled Hot Water Suction & Discharge**

**Application:** Suction and discharge of hot water in industrial applications  
**Tube:** EPDM **Reinforcement:** High-tensile synthetic textile and steel helical wire **Cover:** Channeled EPDM rubber  
**Temp:** -40°C to +125°C, (-40°F to +257°F) **Pressure:** 10,5 bar / 150 psi

**EHW026 Flat Corrugated Hot Water Suction & Discharge**

**Application:** Suction and discharge of hot water in industrial applications  
**Tube:** EPDM **Reinforcement:** High-tensile synthetic textile and steel helical wire **Cover:** Flat corrugated EPDM rubber  
**Temp:** -40°C to +125°C, (-40°F to +257°F) **Pressure:** 10,5 bar / 150 psi

**EHW025 Corrugated Hot Water Suction & Discharge**

**Application:** Suction and discharge of hot water in industrial applications  
**Tube:** EPDM rubber **Reinforcement:** High-tensile synthetic textile and steel helical wire **Cover:** Corrugated EPDM rubber  
**Temp:** -40°C to +125°C, (-40°F to +257°F) **Pressure:** 10,5 bar / 150 psi

**EHW024 Hot Water Suction & Discharge**

**Application:** Suction and discharge of hot water in industrial applications  
**Tube:** EPDM rubber **Reinforcement:** High-tensile synthetic textile and steel helical wire **Cover:** EPDM rubber  
**Temp:** -40°C to +125°C, (-40°F to +257°F) **Pressure:** 10,5 bar / 150 psi

**EHW023 Hot Water Discharge**

**Application:** Delivery of hot water in industrial applications  
**Tube:** EPDM rubber **Reinforcement:** High-tensile synthetic textile  
**Cover:** EPDM rubber  
**Temp:** -40°C to +125°C, (-40°F to +257°F) **Pressure:** 10,5 bar / 150 psi

**Specialty****H1196 ROYALFLEX™ Water**

**Application:** Transfer of water, liquid, diluted fertilizers and pesticides; pumping, S & D of water and slurries  
**Tube:** Thermoplastic vinyl nitrile **Reinforcement:** 100% polyester and helical wire **Cover:** Thermoplastic vinyl nitrile  
**Temp:** -29°C to +82°C, (-20°F to +180°F)  
**Pressure:** 20,7 bar / 300 psi

**EHW028 Heavy Duty MSHA Mine Spray**

**Application:** High pressure water in mines  
**Tube:** Oil-mist resistant NBR blend **Reinforcement:** High-tensile steel wire  
**Cover:** MSHA pin-pricked neoprene blend  
**Temp:** -35°C to +100°C, (-31°F to +212°F) **Pressure:** 70 bar / 1000 psi

**H345 Pressure Washer**

**Application:** High pressure cleaning and degreasing  
**Tube:** Nitrile (RMA Class A) **Reinforcement:** 1-braid wire **Cover:** Vinyl  
**Temp:** -18°C to +93°C, (0°F to +200°F) **Pressure:** 207 bar / 3000 psi

**EHW008 Tank Cleaning**

**Application:** Tank cleaning applications  
**Tube:** EPDM **Reinforcement:** High-tensile synthetic textile and dual anti-static copper wire **Cover:** EPDM  
**Temp:** -40°C to +125°C, (-40°F to +257°F)  
**Pressure:** 28 bar / 400 psi

**EHW015 Artificial Snow**

**Application:** Artificial snow equipment  
**Tube:** Synthetic rubber **Reinforcement:** High-tensile synthetic textile  
**Cover:** Synthetic rubber  
**Temp:** -40°C to +80°C, (-40°F to +176°F)  
**Pressure:** 41 bar / 600 psi

**EHW022 Heavy Duty Radiator Car Heater**

**Application:** Delivery of hot water in industrial applications  
**Tube:** EPDM rubber **Reinforcement:** High-tensile synthetic textile  
**Cover:** EPDM rubber  
**Temp:** -40°C to +125°C, (-40°F to +257°F)  
**Pressure:** 10,5 bar / 150 psi

**EHW021 Radiator Car Heater**

**Application:** Hot water discharge in industrial applications  
**Tube:** EPDM rubber **Reinforcement:** High-tensile synthetic textile  
**Cover:** EPDM rubber  
**Temp:** -40°C to +125°C, (-40°F to +257°F)  
**Pressure:** 4 bar / 60 psi

**EHW002 Radiator Hose**

**Application:** Hot water with anti-freeze cooling systems, motion & stationary  
**Tube:** EPDM rubber **Reinforcement:** High-tensile synthetic textile  
**Cover:** EPDM rubber  
**Temp:** -40°C to +125°C, (-40°F to +257°F)  
**Pressure:** 4 bar / 60 psi

**Sewer Cleaning****FC701 Eaton GATOR™ Hose**

**Application:** High-pressure sewer cleaning  
**Tube:** Elastomer **Reinforcement:** Single braid high-textile  
**Cover:** Ether-based polyurethane  
**Temp:** -40°C to +66°C, (-40°F to +150°F)  
**Pressure:** 172 bar / 2,500 psi

**FC702 Eaton GATOR™ Hose**

**Application:** High-pressure sewer cleaning  
**Tube:** Elastomer **Reinforcement:** Single braid high-textile  
**Cover:** Ether-based polyurethane  
**Temp:** -40°C to +66°C, (-40°F to +150°F)  
**Pressure:** 207 bar / 3,000 psi

**EHS520 Sewer Jetting**

**Application:** High pressure water cleaning and rinsing of sewage systems  
**Tube:** Synthetic rubber  
**Reinforcement:** High tensile synthetic textile **Cover:** Synthetic rubber  
**Temp:** -40°C to +70°C, (-40°F to +158°F)  
**Pressure:** 200 bar / 2,900 psi

**EHS540 Sewer Jetting**

**Application:** High pressure water cleaning and rinsing of sewage systems  
**Tube:** Synthetic rubber  
**Reinforcement:** High tensile synthetic textile **Cover:** Synthetic rubber  
**Temp:** -40°C to +70°C, (-40°F to +158°F)  
**Pressure:** 250 bar / 3,625 psi

# Water Hose

## Introduction and Safety Information



### Job Related Construction Service

- Eaton makes a wide variety of hose styles for water suction and discharge applications. Each product is manufactured utilizing the components and construction which makes it best suited for the job to be performed.

### Pressure and Vacuum Rated

- Eaton manufactures braided and spiral hoses using the latest technology in wire and synthetic yarns. As a result, Eaton hoses are pressure and vacuum resistant, as well as flexible and easy to handle.

### Quality Assured

- Value through design and quality control assures you of maximum performance from Eaton products.

## Water Suction and Discharge Hose Safety Information

### Important!

**⚠ WARNING:** Testing can be dangerous and should be done only by trained personnel using proper tools and procedures. Failure to follow such procedures might result in serious injury, death, or damage to property.

**⚠ WARNING:** Failure to properly follow the manufacturer's recommended procedures for the care, maintenance, and storage of a particular hose may result in its failure to perform in the manner intended and may result in serious injury, death, or damage to property.

**⚠ WARNING:** Never use a hose to transfer material it is not specifically meant to transfer. Doing so could deteriorate the hose and result in leaking, hose bursting, or end blow-offs. This could lead to serious personal injury or death. Always transfer material in a hose that is designed specifically to transfer that material. This information is listed in this catalog.


**⚠ WARNING:** Consider both working pressure and pressure surges when determining "maximum" pressure. Failure to select a hose that meets both these requirements could lead to end blow-offs, hose leakage, and hose bursting. The result could be serious injury or death. The Eaton hose you choose must meet or exceed the required working pressure, and must have a safety factor to allow for surge pressure.

**⚠ WARNING:** Do not use hose at temperatures that exceed the hose temperature rating. Doing so could deteriorate the hose, leading to leaks, hose bursting, and end blow-offs. This could result in serious personal injury or death.

**⚠ WARNING:** Selection of the proper hose for the application is essential to the proper operation and safe use of the hose and related equipment. Inadequate attention to selection of hose for the application can result in serious bodily injury or property damage. In order to avoid serious bodily injury or property damage resulting from selection of the wrong hose, you should carefully review the information in this catalog.

# Water

## Suction & Discharge

 Refer to warnings and safety information on pages 0-1 – 0-16.

Use of damaged hose or improper use may result in bodily injury or property damage. Please consult Eaton catalog or Technical Support for proper application.

### EHW030

### OTTER™ PLUS Water Suction & Discharge



#### Construction:

**Tube:** EPDM

**Reinforcement:** High-tensile synthetic textile with dual helical wires

**Cover:** EPDM

#### Operating Temperature:

-40°C to +120°C  
(-40°F to +248°F)

#### Application:

- Pumping, suction, and discharge of water, mud and slurries
- Diluted agricultural fertilizers
- Convey water
- Transfer and haul salt water (brine)









#### Markets:

- Agriculture
- Construction
- Equipment rental
- Mining
- Ship building
- Oil and gas exploration
- Tank truck

#### Type of Couplings:


- Cam and groove
- Combination nipple

Contact coupling manufacturer for attachment procedure and other coupling recommendations

# Part No.																			
	mtr	ft	DN	mm	in	mm	in	bar	psi	bar	psi	mm	in	kPa	in/Hg	kg/m	lbs/ft	mtr	ft
EHW030-12-	MXX	100	19	19,1	0.75	29,4	1.16	17,2	250	70	1000	90	3.54	100	30	0,57	0.38	40-61	100-150
EHW030-16-	MXX	100	25	25,4	1.00	38,1	1.49	17,2	250	70	1000	100	3.94	100	30	0,88	0.59	40-61	100-150
EHW030-24-	MXX	100	38	38,1	1.50	52,4	2.06	20,7	300	83	1200	150	5.91	100	30	1,54	1.04	40-61	100-150
EHW030-32-	MXX	100	51	50,8	2.00	65,0	2.56	20,7	300	83	1200	200	7.87	100	30	1,98	1.33	40-61	100-150
EHW030-40-	MXX	100	60	63,5	2.50	81,0	3.19	20,7	300	83	1200	250	9.84	100	30	2,98	2.00	40-61	100-150
EHW030-48-	MXX	100	80	76,2	3.00	93,7	3.69	20,7	300	83	1200	300	11.81	100	30	3,63	2.44	40-61	100-150
EHW030-64-	MXX	100	102	101,6	4.00	123,0	4.84	20,7	300	83	1200	400	15.75	100	30	5,49	3.69	40-61	100-150
EHW030-80-	MXX	100	130	127,0	5.00	146,0	5.76	17,2	250	70	1000	580	22.83	100	30	6,32	4.25	30	100

# Water

## Suction & Discharge

 Refer to warnings and safety information on pages 0-1 – 0-16.

Use of damaged hose or improper use may result in bodily injury or property damage. Please consult Eaton catalog or Technical Support for proper application.

### EHW009

### Heavy Duty Water Suction & Discharge



**Construction:**

**Tube:** Synthetic rubber

**Reinforcement:** High-tensile synthetic textile and dual steel helical wire

**Cover:** Abrasion and weather resistant synthetic rubber

**Operating Temperature:**

-25°C to +70°C  
(-13°F to +158°F)

**Application:**

- For suction and discharge of water









**Markets:**

- Construction
- Industrial

**Type of Couplings:**

- Cam and groove
- Combination nipple


Contact coupling manufacturer for attachment procedure and other coupling recommendations

# Part No.																			
	mtr	ft	DN	mm	in	mm	in	bar	psi	bar	psi	mm	in	kPa	in/Hg	kg/m	lbs/ft	mtr	ft
EHW009-12-	MXX	100	19	19,0	0.75	29,0	1.14	17,2	250	52	750	75	2.95	94,8	28	0,57	0.38	40-61	100
EHW009-16-	MXX	100	25	25,4	1.00	35,0	1.38	17,2	250	52	750	100	3.94	94,8	28	0,72	0.48	40-61	100
EHW009-20-	MXX	100	31	31,8	1.25	42,0	1.65	17,2	250	52	750	130	5.12	94,8	28	0,92	0.62	40-61	100
EHW009-24-	MXX	100	38	38,1	1.50	50,0	1.97	17,2	250	52	750	160	6.30	94,8	28	1,34	0.90	40-61	100
EHW009-28-	MXX	100	45	44,5	1.75	57,5	2.26	17,2	250	52	750	195	7.68	94,8	28	1,74	1.17	40-61	100
EHW009-32-	MXX	100	51	50,8	2.00	64,0	2.52	17,2	250	52	750	240	9.45	94,8	28	1,92	1.29	40-61	100
EHW009-40-	MXX	100	60	63,5	2.50	76,5	3.01	17,2	250	52	750	300	11.81	94,8	28	2,47	1.66	40-61	100
EHW009-44-	MXX	100	70	70,0	2.75	84,0	3.31	17,2	250	52	750	340	13.39	94,8	28	2,79	1.87	40-61	100
EHW009-48-	MXX	100	80	76,2	3.00	90,0	3.54	17,2	250	52	750	380	14.96	94,8	28	3,05	2.05	40-61	100
EHW009-64-	MXX	100	102	101,6	4.00	118,0	4.65	17,2	250	52	750	525	20.67	94,8	28	4,86	3.26	40-61	100
EHW009-80-	MXX	100	130	127,0	5.00	144,0	5.67	17,2	250	52	750	700	27.56	80,0	24	6,34	4.26	40-61	100
EHW009-96-	MXX	100	150	152,4	6.00	173,0	6.81	17,2	250	52	750	850	33.46	80,0	24	9,39	6.31	40-61	100
EHW009-128-	MXX	20	200	203,2	8.00	228,0	8.98	17,2	250	52	750	1250	49.21	80,0	24	14,88	10.00	20-40	20
EHW009-160-	MXX	20	250	254,0	10.00	284,0	11.18	17,2	250	52	750	1650	64.96	80,0	24	20,76	13.95	10	20
EHW009-192-	MXX	20	305	304,8	12.00	339,0	13.35	17,2	250	52	750	2100	82.68	80,0	24	28,48	19.14	10	20



# Water

## Suction & Discharge

 Refer to warnings and safety information on pages 0-1 – 0-16.

Use of damaged hose or improper use may result in bodily injury or property damage. Please consult Eaton catalog or Technical Support for proper application.

### H0364

### OTTER™ Water Suction & Discharge



#### Construction:

**Tube:** EPDM

**Reinforcement:** High-tensile synthetic textile and steel helical wire

**Cover:** EPDM

#### Operating Temperature:

-40°C to +120°C  
(-40°F to +248°F)

#### Application:

- Pumping, suction, and discharge of water, mud, and slurries
- Diluted agricultural fertilizers
- Convey water
- Transfer and haul salt water (brine)









#### Markets:

- Agriculture
- Construction
- Equipment rental
- Mining
- Ship building
- Oil and gas exploration
- Tank truck

#### Type of Couplings:

- Cam and groove
- Combination nipple


Contact coupling manufacturer for attachment procedure and other coupling recommendations

# Part No.																			
	mtr	ft	DN	mm	in	mm	in	bar	psi	bar	psi	mm	in	kPa	in/Hg	kg/m	lbs/ft	mtr	ft
H036420-	MXX	100	31	31,8	1.25	42,0	1.65	10,5	150	31,5	450	110	4.33	94,8	28	0,86	0.58	40-61	50,100
H036424-	MXX	100	38	38,1	1.50	48,0	1.89	10,5	150	31,5	450	135	5.31	94,8	28	1,09	0.73	40-61	50,100
H036432-	MXX	100	51	50,8	2.00	62,0	2.44	10,5	150	31,5	450	200	7.87	94,8	28	1,63	1.10	40-61	50,100
H036440-	MXX	100	60	63,5	2.50	75,0	2.95	10,5	150	31,5	450	270	10.63	94,8	28	2,07	1.39	40-61	50,100
H036448-	MXX	100	80	76,2	3.00	89,0	3.50	10,5	150	31,5	450	340	13.39	94,8	28	2,69	1.81	40-61	100
H036464-	MXX	100	102	101,6	4.00	115,0	4.53	10,5	150	31,5	450	450	17.72	80	24	3,72	2.50	40-61	50,100
H036480-	MXX	100	130	127,0	5.00	142,0	5.59	10,5	150	31,5	450	572	22.52	80	24	5,32	3.57	40-61	100
H036496-	MXX	20	150	152,4	6.00	168,0	6.61	10,5	150	31,5	450	700	27.56	80	24	6,98	4.69	20-40	20,25
H03648A-	MXX	20	200	203,2	8.00	225,0	8.86	10,5	150	31,5	450	1100	43.31	80	24	12,84	8.62	10	20,25

\*Additional lengths available on select sizes

# Water

## Suction & Discharge

 Refer to warnings and safety information on pages 0-1 – 0-16.

Use of damaged hose or improper use may result in bodily injury or property damage. Please consult Eaton catalog or Technical Support for proper application.

### EHW014

### Channeled Water Suction & Discharge



#### Construction:

**Tube:** Synthetic rubber

**Reinforcement:** High-tensile synthetic textile and helical steel wire

**Cover:** Channeled, abrasion, and weather resistant synthetic rubber

#### Operating Temperature:

-25°C to +70°C  
(-13°F to +158°F)

#### Applications:

- Pumping, suction, and discharge of water
- Convey water









#### Markets:

- Construction
- Equipment rental
- Mining
- Ship building
- Oil and gas exploration
- Tank truck

#### Type of Couplings


- Cam and groove
- Combination nipple

Contact coupling manufacturer for attachment procedure and other coupling recommendations

# Part No.																			
	mtr	ft	DN	mm	in	mm	in	bar	psi	bar	psi	mm	in	kPa	in/Hg	kg/m	lbs/ft	mtr	ft
EHW014-12-	MXX	100	19	19,0	0.75	29	1.14	10,5	150	31	450	40	1.57	94,8	28	0,51	0.34	40-61	100
EHW014-16-	MXX	100	25	25,4	1.00	35	1.38	10,5	150	31	450	50	1.97	94,8	28	0,70	0.47	40-61	100
EHW014-20-	MXX	100	31	31,8	1.25	42	1.65	10,5	150	31	450	65	2.56	94,8	28	0,89	0.60	40-61	100
EHW014-24-	MXX	100	38	38,1	1.50	48	1.89	10,5	150	31	450	85	3.35	94,8	28	1,04	0.70	40-61	100
EHW014-32-	MXX	100	51	50,8	2.00	62	2.44	10,5	150	31	450	120	4.72	94,8	28	1,45	0.97	40-61	100
EHW014-40-	MXX	100	60	63,5	2.50	75	2.95	10,5	150	31	450	160	6.30	94,8	28	1,94	1.30	40-61	100
EHW014-48-	MXX	100	80	76,2	3.00	90	3.54	8,5	125	26	375	190	7.48	94,8	28	2,61	1.75	40-61	100
EHW014-64-	MXX	100	102	101,6	4.00	117	4.61	8,5	125	26	375	280	11.02	94,8	28	3,90	2.62	40-61	100
EHW014-80-	MXX	100	130	127,0	5.00	146	5.75	8,5	125	26	375	350	13.78	80,0	24	6,40	4.30	40-61	100
EHW014-96-	MXX	100	150	152,4	6.00	170	6.69	8,5	125	26	375	550	21.65	80,0	24	7,00	4.71	40-61	100

# Water

## Suction & Discharge

 Refer to warnings and safety information on pages 0-1 – 0-16.

Use of damaged hose or improper use may result in bodily injury or property damage. Please consult Eaton catalog or Technical Support for proper application.

### EHW013

### Corrugated Water Suction & Discharge



#### Construction:

**Tube:** Synthetic rubber

**Reinforcement:** High-tensile synthetic textile and steel helical wire

**Cover:** Corrugated synthetic rubber with cuffed ends

#### Operating Temperature:

-25°C to +70°C  
(-13°F to +158°F)

#### Applications:

- For water suction and discharge in agricultural, industrial and construction

#### Markets:

- Construction
- Agriculture
- Industrial

#### Type of Couplings


- Cam and groove
- Combination nipple

Contact coupling manufacturer for attachment procedure and other coupling recommendations

# Part No.			Hose I.D.			Cuffed End Length		Max Oper Pressure		Burst Pressure		Weight		Length	
			DN	mm	in	cm	in	bar	psi	bar	psi	kg/m	lbs/ft	mtr	ft
EHW013-16-	M6	20	25	25,4	1.00	10	3.94	3,5	50	10,5	150	0,64	0.43	6	20
EHW013-20-	M6	20	31	31,8	1.25	12	4.72	3,5	50	10,5	150	0,87	0.58	6	20
EHW013-24-	M6	20	38	38,1	1.50	12	4.72	3,5	50	10,5	150	1,09	0.73	6	20
EHW013-28-	M6	20	45	44,5	1.75	12	4.72	3,5	50	10,5	150	1,34	0.90	6	20
EHW013-32-	M6	20	51	50,8	2.00	12	4.72	3,5	50	10,5	150	1,40	0.94	6	20
EHW013-40-	M6	20	60	63,5	2.50	12	4.72	3,5	50	10,5	150	2,09	1.41	6	20
EHW013-44-	M6	20	70	70,0	2.75	12	4.72	3,5	50	10,5	150	2,43	1.63	6	20
EHW013-48-	M6	20	80	76,2	3.00	12	4.72	3,5	50	10,5	150	2,66	1.79	6	20
EHW013-64-	M6	20	102	101,6	4.00	12	4.72	3,5	50	10,5	150	3,54	2.38	6	20
EHW013-80-	M6	20	130	127,0	5.00	15	5.91	3,5	50	10,5	150	5,47	3.68	6	20
EHW013-96-	M6	20	150	152,4	6.00	15	5.91	3,5	50	10,5	150	6,97	4.68	6	20
EHW013-128-	M6	20	200	203,2	8.00	15	5.91	3,5	50	10,5	150	9,25	6.22	6	20
EHW013-160-	M6	20	250	254,0	10.00	15	5.91	3,5	50	10,5	150	15,93	10.71	6	20
EHW013-192-	M6	20	305	304,8	12.00	15	5.91	3,5	50	10,5	150	18,92	12.72	6	20

# Water

## Suction & Discharge

 Refer to warnings and safety information on pages 0-1 – 0-16.

Use of damaged hose or improper use may result in bodily injury or property damage. Please consult Eaton catalog or Technical Support for proper application.

### EHW005

### Flat Corrugated Water Suction & Discharge



**Construction:**

**Tube:** Synthetic rubber

**Reinforcement:** High-tensile synthetic textile and steel helical wire

**Cover:** Flat corrugated, abrasion, and weather resistant synthetic rubber

**Operating Temperature:**

-25°C to +70°C  
(-13°F to +158°F)

**Application:**

- For suction and discharge of water









**Markets:**

- Construction
- Industrial
- Agricultural

**Type of Couplings:**

- Cam and groove
- Combination nipple

Contact coupling manufacturer for attachment procedure and other coupling recommendations

# Part No.																			
	mtr	ft	DN	mm	in	mm	in	bar	psi	bar	psi	mm	in	kPa	in/Hg	kg/m	lbs/ft	mtr	ft
EHW005-12-	MXX	100	19	19,0	0.75	27,0	1.06	10,5	150	31	450	50	1.97	94,8	28	0,44	0.30	40-61	100
EHW005-16-	MXX	100	25	25,4	1.00	34,0	1.34	10,5	150	31	450	65	2.56	94,8	28	0,61	0.41	40-61	100
EHW005-20-	MXX	100	31	31,8	1.25	41,0	1.61	10,5	150	31	450	80	3.15	94,8	28	0,81	0.54	40-61	100
EHW005-24-	MXX	100	38	38,1	1.50	47,0	1.85	10,5	150	31	450	100	3.94	94,8	28	0,92	0.62	40-61	100
EHW005-32-	MXX	100	51	50,8	2.00	61,0	2.40	10,5	150	31	450	140	5.51	94,8	28	1,44	0.97	40-61	100
EHW005-40-	MXX	100	60	63,5	2.50	74,0	2.91	10,5	150	31	450	175	6.89	94,8	28	1,78	1.20	40-61	100
EHW005-48-	MXX	100	80	76,2	3.00	88,0	3.46	10,5	150	31	450	250	9.84	94,8	28	2,30	1.55	40-61	100
EHW005-64-	MXX	100	102	101,6	4.00	115,0	4.53	10,5	150	31	450	350	13.78	94,8	28	3,74	2.51	40-61	100
EHW005-80-	MXX	100	130	127,0	5.00	143,0	5.63	10,5	150	31	450	440	17.32	80,0	24	5,74	3.86	40-61	100
EHW005-96-	MXX	100	150	152,4	6.00	169,0	6.65	10,5	150	31	450	600	23.62	80,0	24	7,40	4.97	40-61	100

### EH360

### Water Suction & Discharge



#### Construction:

**Tube:** Synthetic rubber

**Reinforcement:** Textile and a single steel helical wire with a dual steel helical wire on 8.00", 10.00" and 12.00"

**Cover:** Abrasion and weather resistant synthetic rubber

#### Application:

- Pumping, suction and discharge of water, mud and slurries
- Convey water
- Transfer and haul salt water (brine)

#### Markets:

- Construction
- Equipment rental
- Mining
- Ship building
- Oil and gas exploration
- Tank truck

#### Type of Couplings:

- Cam and groove
- Combination nipple

Contact coupling manufacturer for attachment procedure and other coupling recommendations


#### Operating Temperature:

-25°C to +70°C  
(-13°F to +158°F)

# Part No.			Hose I.D.		Hose O.D.		Max Oper Pressure		Burst Pressure		Minimum Bend Radius		Vacuum		Weight		Length		
			DN	mm	in	mm	in	bar	psi	bar	psi	mm	in	kPa	in/Hg	kg/m	lbs/ft	mtr	ft
EH36016-	MXX	100	25	25,4	1.00	34,0	1.34	10,5	150	31	450	95	2.76	94,8	28	0,64	0.43	40-61	100
EH36020-	MXX	100	31	31,8	1.25	42,0	1.65	10,5	150	31	450	125	4.92	94,8	28	0,97	0.65	40-61	100
EH36024-	MXX	100	38	38,1	1.50	48,0	1.89	10,5	150	31	450	150	5.91	94,8	28	1,20	0.81	40-61	100
EH36028-	MXX	100	45	44,5	1.75	55,0	2.17	10,5	150	31	450	185	7.28	94,8	28	1,44	0.97	40-61	100
EH36032-	MXX	100	51	50,8	2.00	62,0	2.44	10,5	150	31	450	215	8.46	94,8	28	1,76	1.18	40-61	100
EH36040-	MXX	100	60	63,5	2.50	75,0	2.95	10,5	150	31	450	280	11.02	94,8	28	2,22	1.49	40-61	100
EH36044-	MXX	100	70	70,0	2.75	82,0	3.23	10,5	150	31	450	320	12.60	91,8	28	2,54	1.71	40-61	100
EH36048-	MXX	100	80	76,2	3.00	89,0	3.50	10,5	150	31	450	350	13.78	94,8	28	2,91	1.96	40-61	100
EH36064-	MXX	100	102	101,6	4.00	115,0	4.53	10,5	150	31	450	490	19.29	94,8	28	4,02	2.70	40-61	100
EH36080-	MXX	100	130	127,0	5.00	142,0	5.59	10,5	150	31	450	650	25.59	80,0	24	5,62	3.78	40-61	100
EH36096-	MXX	100	150	152,4	6.00	169,0	6.65	10,5	150	31	450	760	29.92	80,0	24	8,20	5.51	40-61	100
EH3608A-	MXX	20	200	203,2	8.00	224,0	8.82	10,5	150	31	450	1120	44.09	80,0	24	12,54	8.43	20	20,25
EH360160-	MXX	20	250	254,0	10.00	276,0	10.87	7,0	100	21	300	1625	63.98	80,0	24	16,61	11.16	10	20,25
EH360160A-	MXX	20	250	254,0	10.00	279,0	10.99	10,5	150	31	450	1525	60.04	80,0	24	18,17	12.21	10	20
EH360192-	MXX	20	305	304,8	12.00	327,0	12.87	7,0	100	21	300	2015	79.33	80,0	24	19,60	13.17	10	20,25
EH360192A-	MXX	20	305	304,8	12.00	329,0	12.95	10,5	150	31	450	1950	76.77	80,0	24	20,52	13.79	10	20

# Water

## Suction & Discharge

 Refer to warnings and safety information on pages 0-1 – 0-16.

Use of damaged hose or improper use may result in bodily injury or property damage. Please consult Eaton catalog or Technical Support for proper application.

### EHT005

### Medium Duty Suction & Discharge



**Construction:**

**Tube:** PVC spiral

**Cover:** PVC

**Operating Temperature:**

-5°C to +60° C  
(+23°F to +140°F)

**Application:**

- For medium-duty suction and delivery of water, salt water, light chemicals







**Markets:**

- Agriculture
- Industry
- Construction

**Type of Couplings:**

- Cam & Groove
- Combination nipples

Contact coupling manufacturer for attachment procedure and other coupling recommendations

# Part No.			 Hose I.D.			 Burst Pressure		 Minimum Bend Radius		 Vacuum		 Weight		 Length	
	mtr	ft	DN	mm	in			bar	psi	mm	in	kg/m	lbs/ft	mtr	ft
EHT005-12GN-	MXX	150	19	19,0	0.75	32	464	130	5.12	88,0	26	0,36	0.24	30,50	150
EHT005-16GN-	MXX	150	25	25,4	1.00	28	406	140	5.51	88,0	26	0,48	0.32	30,50	150
EHT005-19GN-	MXX	N/A	--	30,0	1.18	24	348	145	5.71	88,0	26	0,55	0.37	30,50	N/A
EHT005-20GN-	MXX	150	31	31,8	1.25	24	348	150	5.91	88,0	26	0,58	0.39	30,50	150
EHT005-22GN-	MXX	N/A	--	35,0	1.38	24	348	160	6.30	88,0	26	0,64	0.43	30,50	N/A
EHT005-24GN-	MXX	150	38	38,1	1.50	24	348	180	7.09	88,0	26	0,67	0.45	30,50	150
EHT005-25GN-	MXX	N/A	--	40,0	1.57	24	348	190	7.48	88,0	26	0,70	0.47	30,50	N/A
EHT005-28GN-	MXX	N/A	--	45,0	1.77	22	319	200	7.87	88,0	26	0,87	0.58	30,50	N/A
EHT005-32GN-	MXX	150	51	50,8	2.00	22	319	220	8.66	88,0	26	0,98	0.66	30,50	150
EHT005-35GN-	MXX	N/A	--	55,0	2.17	20	290	250	9.84	88,0	26	1,08	0.73	30,50	N/A
EHT005-38GN-	MXX	N/A	--	60,0	2.36	20	290	290	11.42	88,0	26	1,25	0.84	30,50	N/A
EHT005-40GN-	MXX	150	60	63,5	2.50	20	290	300	11.81	88,0	26	1,35	0.91	30,50	150
EHT005-44GN-	MXX	N/A	--	70,0	2.76	18	261	350	13.78	88,0	26	1,58	1.06	30,50	N/A
EHT005-48GN-	MXX	150	80	76,2	3.00	18	261	380	14.96	88,0	26	1,70	1.14	30,50	150
EHT005M80GN-	MXX	N/A	--	80,0	3.15	15	218	400	15.75	88,0	26	1,80	1.21	20,30	N/A
EHT005-56GN-	MXX	N/A	--	90,0	3.54	15	218	440	17.32	77,9	23	2,10	1.41	20,30	N/A
EHT005-64GN-	MXX	150	102	101,6	4.00	14	203	490	19.29	77,9	23	2,60	1.74	20,30	150
EHT005-69GN-	MXX	N/A	--	110,0	4.33	13	189	540	21.26	77,9	23	2,90	1.95	20,30	N/A
EHT005-76GN-	MXX	N/A	--	120,0	4.72	13	189	660	25.98	67,7	20	3,20	2.15	20,30	N/A
EHT005-80GN-	MXX	N/A	--	127,0	5.00	12	174	690	27.17	67,7	20	3,65	2.45	20,30	N/A
EHT005-96GN-	MXX	30	150	152,4	6.00	11	160	800	31.50	67,7	20	5,10	3.43	20,30	30
EHT005-128GN-	MXX	N/A	--	203,0	8.00	9	131	1250	49.21	57,6	17	7,85	5.28	10	N/A

\* Product also available in CL-Clear, GY-Gray, OG-Olive Green

**EHW004**

**High Pressure Layflat Water Discharge**



**Construction:**

**Tube:** Synthetic rubber  
**Reinforcement:** High-tensile synthetic textile  
**Cover:** Weather resistant synthetic rubber

**Operating Temperature:**

-25°C to +70°C  
 (-13°F to +158°F)

**Application:**

• For discharge of water in agricultural and industrial applications







**Markets:**

- Construction
- Industrial
- Agricultural

**Type of Couplings:**


- Shank type male x female
- Cam and groove

Contact coupling manufacturer for attachment procedure and other coupling recommendations

# Part No.			 Hose I.D.			 Hose O.D.		 Max Oper Pressure		 Burst Pressure		 Weight		 Length	
			mtr	ft	DN	mm	in	mm	in	bar	psi	bar	psi	kg/m	lbs/ft
EHW004-32-	MXX	100	51	50,8	2.00	59	2.32	20,7	300	62	900	1,02	0.68	40-61	100
EHW004-40-	MXX	100	60	63,5	2.50	73	2.87	20,7	300	62	900	1,38	0.92	40-61	100
EHW004-44-	MXX	100	70	70,0	2.75	79	3.11	20,7	300	62	900	1,54	1.04	40-61	100
EHW004-48-	MXX	100	80	76,2	3.00	86	3.39	20,7	300	62	900	1,75	1.18	40-61	100
EHW004-64-	MXX	100	102	101,6	4.00	112	4.41	20,7	300	62	900	2,31	1.55	40-61	100
EHW004-80-	MXX	100	130	127,0	5.00	138	5.43	20,7	300	62	900	2,99	2.01	40-61	100
EHW004-96-	MXX	100	150	152,4	6.00	163	6.42	20,7	300	62	900	3,56	2.40	40-61	100

# Water

## Discharge

 Refer to warnings and safety information on pages 0-1 – 0-16.

Use of damaged hose or improper use may result in bodily injury or property damage. Please consult Eaton catalog or Technical Support for proper application.

### EHW029

### OTTER™ Layflat Water Discharge



**Construction:**

**Tube:** EPDM

**Reinforcement:** High-tensile synthetic textile

**Cover:** EPDM

**Operating Temperature:**

-40°C to +120°C  
(-40°F to +248°F)

**Application:**

- For water discharge







**Markets:**

- Agriculture
- Construction
- Equipment rental
- Mining
- Ship building
- Oil and gas exploration
- Tank truck

**Type of Couplings:**

- Shank type male x female
- Cam and groove

Contact coupling manufacturer for attachment procedure and other coupling recommendations

# Part No.			 Hose I.D.			 Hose O.D.		 Max Oper Pressure		 Burst Pressure		 Weight		 Length	
	mtr	ft	DN	mm	in	mm	in	bar	psi	bar	psi	kg/m	lbs/ft	mtr	ft
EHW029-20-		100	31	31,8	1.25	38,0	1.50	10,5	150	31,5	450	0,45	0.30		100
EHW029-24-		100	38	38,1	1.50	44,0	1.73	10,5	150	31,5	450	0,52	0.35		100
EHW029-32-		100	51	50,8	2.00	57,0	2.24	10,5	150	31,5	450	0,73	0.49		100
EHW029-40-		100	60	63,5	2.50	70,0	2.76	10,5	150	31,5	450	0,90	0.60		100
EHW029-48-		100	80	76,2	3.00	83,0	3.27	10,5	150	31,5	450	1,15	0.77		100
EHW029-64-		100	102	101,6	4.00	109,0	4.29	10,5	150	31,5	450	1,67	1.12		100
EHW029-80-		100	130	127,0	5.00	136,0	5.35	10,5	150	31,5	450	2,51	1.69		100
EHW029-96-		100	150	152,4	6.00	162,0	6.38	10,5	150	31,5	450	3,36	2.26		100
EHW029-128-		100	200	203,2	8.00	216,5	8.52	10,5	150	31,5	450	5,94	3.99		20, 100
EHW029-160-		100	250	254,0	10.00	268,0	10.55	10,5	150	31,5	450	8.00	5.37		20, 100
EHW029-192-		100	305	304,8	12.00	320,0	12,60	10,5	150	31,5	450	8,70	5.84		20, 100



### EHW007

### Soft Wall Water Discharge



#### Construction:

**Tube:** NBR blend

**Reinforcement:** High-tensile synthetic textile

**Cover:** CR blend

#### Operating Temperature:

-35°C to +80°C  
(-31°F to +176°F)

#### Application:

- For water discharge







#### Markets:

- Construction
- Industrial

#### Type of Couplings:


- Cam and groove

Contact coupling manufacturer for attachment procedure and other coupling recommendations

# Part No.			 Hose I.D.			 Hose O.D.		 Max Oper Pressure		 Burst Pressure		 Weight		 Length	
	mtr	ft	DN	mm	in	mm	in	bar	psi	bar	psi	kg/m	lbs/ft	mtr	ft
EHW007-48-	MXX	100	80	76,2	3.00	93	3.66	10,5	150	41	600	3,06	2.06	40-61	100
EHW007-64-	MXX	100	102	101,6	4.00	118	4.65	10,5	150	41	600	4,00	2.69	40-61	100
EHW007-80-	MXX	100	130	127,0	5.00	144	5.67	7,0	100	28	400	5,05	3.39	40-61	100
EHW007-96-	MXX	100	150	152,4	6.00	169	6.65	7,0	100	28	400	5,70	3.83	40-61	100

# Water

## Discharge

 Refer to warnings and safety information on pages 0-1 – 0-16.

Use of damaged hose or improper use may result in bodily injury or property damage. Please consult Eaton catalog or Technical Support for proper application.

### EHW003

### Medium Duty Water Discharge

TS EN ISO 1403 Type 2



#### Construction:

**Tube:** Synthetic rubber  
**Reinforcement:** High-tensile synthetic textile  
**Cover:** Weather and ozone resistant synthetic rubber

#### Operating Temperature:

-25°C to +70°C  
 (-13°F to +158°F)

#### Application:

- For water discharge







#### Markets:

- Construction
- Industrial
- Agricultural

#### Type of Couplings:


- Cam and groove
- Combination nipple

Contact coupling manufacturer for attachment procedure and other coupling recommendations

# Part No.			 Hose I.D.			 Hose O.D.		 Max Oper Pressure		 Burst Pressure		 Weight		 Length	
	mtr	ft	DN	mm	in	mm	in	bar	psi	bar	psi	kg/m	lbs/ft	mtr	ft
EHW003-06BK-	MXX	100	10	9,5	0.38	17,0	0.67	10,5	150	31,0	450	0,23	0.16	40-61	100
EHW003-08BK-	MXX	100	12	12,7	0.50	20,0	0.79	10,5	150	31,0	450	0,28	0.19	40-61	100
EHW003-10BK-	MXX	100	16	15,9	0.64	23,0	0.91	10,5	150	31,0	450	0,32	0.22	40-61	100
EHW003-12BK-	MXX	100	19	19,0	0.75	27,0	1.06	10,5	150	31,0	450	0,44	0.29	40-61	100
EHW003-16BK-	MXX	100	25	25,4	1.00	33,0	1.30	10,5	150	31,0	450	0,50	0.34	40-61	100
EHW003-20BK-	MXX	100	31	31,8	1.25	41,0	1.61	10,5	150	31,0	450	0,75	0.50	40-61	100
EHW003-24BK-	MXX	100	38	38,0	1.50	47,0	1.85	10,5	150	31,0	450	0,90	0.60	40-61	100
EHW003-28BK-	MXX	100	45	44,5	1.75	54,0	2.13	10,5	150	31,0	450	1,10	0.74	40-61	100
EHW003-32BK-	MXX	100	51	50,8	2.00	60,0	2.36	10,5	150	31,0	450	1,18	0.80	40-61	100
EHW003-40BK-	MXX	100	60	63,5	2.50	74,0	2.91	10,5	150	31,0	450	1,67	1.12	40-61	100
EHW003-44BK-	MXX	100	70	70,0	2.75	82,0	3.23	10,5	150	31,0	450	2,06	1.39	40-61	100
EHW003-48BK-	MXX	100	80	76,2	3.00	88,0	3.46	10,5	150	31,0	450	2,19	1.47	40-61	100
EHW003-64BK-	MXX	100	102	101,6	4.00	115,0	4.53	10,5	150	31,0	450	3,29	2.21	40-61	100
EHW003-80BK-	MXX	100	130	127,0	5.00	140,0	5.51	10,5	150	31,0	450	3,86	2.60	40-61	100
EHW003-96BK-	MXX	100	150	152,4	6.00	165,0	6.50	10,5	150	31,0	450	4,56	3.07	40-61	100
EHW003-128BK-	MXX	20	200	203,2	8.00	222,0	8.74	10,5	150	31,0	450	8,11	5.45	20-40	20
EHW003-160BK-	MXX	20	250	254,0	10.00	270,0	10.63	10,5	150	31,0	450	10,67	7.17	20	20

# Water

## Discharge

 Refer to warnings and safety information on pages 0-1 – 0-16.

Use of damaged hose or improper use may result in bodily injury or property damage. Please consult Eaton catalog or Technical Support for proper application.

### EHW001

### Layflat Water Discharge



#### Construction:

**Tube:** Synthetic rubber  
**Reinforcement:** High-tensile synthetic textile  
**Cover:** Weather resistant synthetic rubber

#### Operating Temperature:

-25°C to +70°C  
 (-13°F to +158°F)

#### Application:

- For discharge of water in agricultural and industrial applications







#### Markets:

- Construction
- Industrial
- Agricultural

#### Type of Couplings:


- Shank type male x female
- Cam and groove

Contact coupling manufacturer for attachment procedure and other coupling recommendations

# Part No.			 Hose I.D.			 Hose O.D.		 Max Oper Pressure		 Burst Pressure		 Weight		 Length	
			mtr	ft	DN	mm	in	mm	in	bar	psi	bar	psi	kg/m	lbs/ft
EHW001-32-	MXX	100	51	50,8	2.00	57,0	2.24	10,5	150	31	450	0,79	0.53	40-61	100
EHW001-40-	MXX	100	60	63,5	2.50	70,0	2.76	10,5	150	31	450	0,99	0.66	40-61	100
EHW001-44-	MXX	100	70	70,0	2.75	77,0	3.03	10,5	150	31	450	1,14	0.79	40-61	100
EHW001-48-	MXX	100	80	76,2	3.00	83,0	3.27	10,5	150	31	450	1,23	0.83	40-61	100
EHW001-64-	MXX	100	102	101,6	4.00	109,0	4.29	10,5	150	31	450	1,79	1.20	40-61	100
EHW001-80-	MXX	100	130	127,0	5.00	136,0	5.35	10,5	150	31	450	2,65	1.78	40-61	100
EHW001-96-	MXX	100	150	152,4	6.00	162,0	6.38	10,5	150	31	450	3,56	2.39	40-61	100
EHW001-128-	MXX	100	200	203,2	8.00	217,0	8.54	10,5	150	31	450	6,29	4.23	20-40	20,100
EHW001-160-	MXX	100	250	254,0	10.00	268,0	10.55	10,5	150	31	450	8,28	5.56	20	20,100

# Water

## Discharge

 Refer to warnings and safety information on pages 0-1 – 0-16.

Use of damaged hose or improper use may result in bodily injury or property damage. Please consult Eaton catalog or Technical Support for proper application.

### H0307 and H0379 LEADER Water Discharge



**Construction:**

**Tube:** EPDM

**Reinforcement:** 2-ply, 2 or 4-spiral fiber

**Cover:** EPDM

**Operating Temperature:**

-23°C to +66°C  
(-10°F to +150°F)

**Application:**

- For water discharge

**Markets:**

- Mining
- Construction
- Equipment rental
- Ship building
- Tank truck

**Type of Couplings:**

- Cam and groove
- Combination nipple

Contact coupling manufacturer for attachment procedure and other coupling recommendations

# Part No.	Hose I.D.		Hose O.D.		Max Oper Pressure		Burst Pressure		Weight		Length				
	mtr	ft	DN	mm	in	mm	in	bar	psi	bar	psi	kg/m	lbs/ft	mtr	ft
<b>H0307</b>															
H030724-		100	38	38,1	1.50	45,7	1.80	7,0	100	20,7	300	0,85	0.57		100
H030732-		100	51	50,8	2.00	58,7	2.31	7,0	100	20,7	300	1,09	0.73		100
H030740-		100	60	63,5	2.50	73,5	2.89	7,0	100	20,7	300	1,34	0.90		100
H030748-		100	80	76,2	3.00	86,5	3.41	7,0	100	20,7	300	1,64	1.10		100
H030764-		100	102	101,6	4.00	111,9	4.41	7,0	100	20,7	300	2,16	1.45		100
H030796		50	150	152,4	6.00	161,8	6.37	5,5	80	17,2	250	3,18	2.14		50
<b>H0379</b>															
H037924-		100	38	38,1	1.50	52,4	2.06	10,5	150	31	450	0,95	0.64		100
H037932-		100	51	50,8	2.00	65,1	2.56	10,5	150	31	450	1,26	0.85		100
H037940-		100	60	63,5	2.50	73,9	2.91	10,5	150	31	450	1,55	1.04		100
H037948-		100	80	76,2	3.00	90,5	3.56	10,5	150	31	450	1,83	1.23		100
H037964-		100	102	101,6	4.00	115,9	4.56	10,5	150	31	450	2,40	1.61		100
H037980-		100	130	127,0	5.00	137,5	5.41	10,5	105	31	450	3,08	2.07		100
H037996-		100	150	152,4	6.00	163,9	6.45	10,5	150	31	450	3,79	2.55		50,100

### EHW011

### Low Pressure Water Discharge



#### Construction:

**Tube:** Synthetic rubber

**Reinforcement:** High-tensile synthetic textile

**Cover:** Weather and ozone resistant synthetic rubber

#### Operating Temperature:

-25°C to +70°C  
(-13°F to +158°F)

#### Application:

- For general water discharge







#### Markets:

- Mining
- Construction
- In-plant service
- Gardening
- Assembly/manufacturers

#### Type of Couplings:

- Cam and groove
- Quick disconnect
- Combination nipple


Contact coupling manufacturer for attachment procedure and other coupling recommendations

# Part No.			 Hose I.D.			 Hose O.D.		 Max Oper Pressure		 Burst Pressure		 Weight		 Length	
			mtr	ft	DN	mm	in	mm	in	bar	psi	bar	psi	kg/m	lbs/ft
EHW011-06BK-	MXX	100	10	9,5	0.38	17	0.67	7,0	100	20,7	300	0,23	0.15	40-61	100
EHW011-08BK-	MXX	100	12	12,7	0.50	20	0.79	7,0	100	20,7	300	0,28	0.19	40-61	100
EHW011-10BK-	MXX	100	16	15,9	0.63	23	0.91	7,0	100	20,7	300	0,32	0.22	40-61	100
EHW011-12BK-	MXX	100	19	19,0	0.75	26	1.02	7,0	100	20,7	300	0,39	0.26	40-61	100
EHW011-16BK-	MXX	100	25	25,4	1.00	33	1.30	7,0	100	20,7	300	0,51	0.34	40-61	100
EHW011-20BK-	MXX	100	31	31,8	1.25	40	1.57	7,0	100	20,7	300	0,63	0.42	40-61	100
EHW011-24BK-	MXX	100	38	38,1	1.50	46	1.81	7,0	100	20,7	300	0,74	0.50	40-61	100
EHW011-28BK-	MXX	100	45	44,5	1.75	53	2.09	7,0	100	20,7	300	0,93	0.63	40-61	100
EHW011-32BK-	MXX	100	51	50,8	2.00	60	2.36	7,0	100	20,7	300	1,20	0.80	40-61	100
EHW011-40BK-	MXX	100	60	63,5	2.50	73	2.87	7,0	100	20,7	300	1,49	1.00	40-61	100
EHW011-44BK-	MXX	100	70	70,0	2.75	80	3.15	7,0	100	20,7	300	1,75	1.18	40-61	100
EHW011-48BK-	MXX	100	80	76,2	3.00	86	3.39	7,0	100	20,7	300	1,81	1.22	40-61	100
EHW011-64BK-	MXX	100	102	101,6	4.00	112	4.41	7,0	100	20,7	300	2,55	1.71	40-61	100
EHW011-80BK-	MXX	100	130	127,0	5.00	139	5.47	7,0	100	20,7	300	3,56	2.39	40-61	100
EHW011-96BK-	MXX	100	150	152,4	6.00	165	6.50	7,0	100	20,7	300	4,63	3.12	40-61	100
EHW011-128BK-	MXX	20	200	203,2	8.00	218	8.58	7,0	100	20,7	300	7,32	4.92	20-40	20
EHW011-160BK-	MXX	20	250	254,0	10.00	270	10.63	7,0	100	20,7	300	9,45	6.35	20	20

Product also available in red, use RD when ordering.

# Water

## Discharge

 Refer to warnings and safety information on pages 0-1 – 0-16.

Use of damaged hose or improper use may result in bodily injury or property damage. Please consult Eaton catalog or Technical Support for proper application.

### EHW012

### Low Pressure Layflat Water Discharge



**Construction:**

**Tube:** Synthetic rubber  
**Reinforcement:** High-tensile synthetic textile  
**Cover:** Weather resistant synthetic rubber

**Operating Temperature:**

-25°C to +70°C  
 (-13°F to +158°F)

**Application:**

- For water discharge

**Markets:**

- Construction
- Industrial
- Agriculture

**Type of Couplings:**

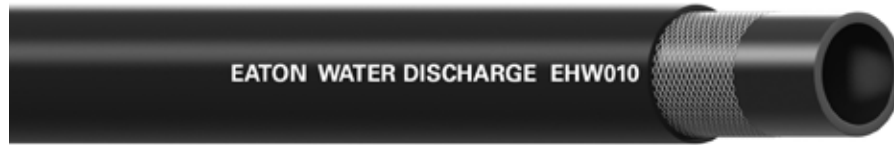
- Shank type male x female
- Cam and groove

Contact coupling manufacturer for attachment procedure and other coupling recommendations

# Part No.			Hose I.D.			Hose O.D.		Max Oper Pressure		Burst Pressure		Weight		Length	
			DN	mm	in	mm	in	bar	psi	bar	psi	kg/m	lbs/ft	mtr	ft
EHW012-32-	MXX	100	51	50.8	2.00	56	2.20	5,0	75	15,0	225	0,71	0.47	40-61	100
EHW012-40-	MXX	100	60	63,5	2.50	69	2.72	5,0	75	15,0	225	0,87	0.59	40-61	100
EHW012-44-	MXX	100	70	70,0	2.75	76	2.99	5,0	75	15,0	225	1,03	0.69	40-61	100
EHW012-48-	MXX	100	80	76,2	3.00	82	3.23	5,0	75	15,0	225	1,09	0.73	40-61	100
EHW012-64-	MXX	100	102	101,6	4.00	108	4.25	5,0	75	15,0	225	1,59	1.07	40-61	100
EHW012-80-	MXX	100	130	127,0	5.00	134	5.28	5,0	75	15,0	225	2,15	1.44	40-61	100
EHW012-96-	MXX	100	150	152,4	6.00	160	6.30	5,0	75	15,0	225	2,72	1.83	40-61	100
EHW012-128-	MXX	20	200	203,2	8.00	212	8.35	5,0	75	15,0	225	4,16	2.80	20-40	20
EHW012-160-	MXX	20	250	254,0	10.00	264	10.39	5,0	75	15,0	225	6,04	4.06	20	20
EHW012-192-	MXX	20	305	304,8	12.00	315	12.40	5,0	75	15,0	225	7,08	4.76	20	20
EHW012-224-	MXX	20	350	355,6	14.00	367	14.45	5,0	75	15,0	225	9,04	6.07	6	20
EHW012-256-	MXX	20	406	406,4	16.00	417	16.42	5,0	75	15,0	225	10,72	7.20	6	20
EHW012-320-	MXX	20	508	508,0	20.00	519	20.43	5,0	75	15,0	225	12,21	8.20	6	20

## EHW010

## Water Discharge



### Construction:

**Tube:** Synthetic rubber

**Reinforcement:** High-tensile synthetic textile

**Cover:** Abrasion and weather resistant synthetic rubber

### Operating Temperature:

-25°C to +70°C  
(-13°F to +158°F)

### Application:

- For general water discharge







### Markets:

- Mining
- Construction
- In-plant service
- Gardening
- Assembly/manufacturers

### Type of Couplings:

- Barbed inserts
- Quick disconnect

Contact coupling manufacturer for attachment procedure and other coupling recommendations

# Part No.			 Hose I.D.			 Hose O.D.		 Max Oper Pressure		 Burst Pressure		 Weight		 Length	
			mtr	ft	DN	mm	in	mm	in	bar	psi	bar	psi	kg/m	lbs/ft
EHW010-04-	MXX	300	6	6,4	0.25	11,0	0.43	10,5	150	31	450	0,11	0.07	100	300
EHW010-05-	MXX	300	8	7,9	0.31	14,0	0.55	10,5	150	31	450	0,16	0.11	100	300
EHW010-06-	MXX	300	10	9,5	0.38	16,0	0.63	10,5	150	31	450	0,19	0.13	100	300
EHW010-08-	MXX	300	12	12,7	0.50	19,0	0.75	10,5	150	31	450	0,23	0.15	100	300
EHW010-10-	MXX	300	16	15,9	0.63	23,0	0.91	10,5	150	31	450	0,33	0.22	100	300
EHW010-12-	MXX	300	19	19,1	0.75	27,0	1.06	10,5	150	31	450	0,44	0.30	100	300
EHW010-16-	MXX	300	25	25,4	1.00	34,0	1.34	10,5	150	31	450	0,63	0.42	100	300

# Water

## Discharge

### EHT305 & EHT306 Flame Resistant MSHA Flat Delivery

MSHA IC-26110



**Construction:**

**Tube:** Flame resistant PVC/NBR lining

**Reinforcement:** High-tensile synthetic textile

**Cover:** Flame resistant PVC

**Operating Temperature:**

-5°C to +60°C  
(+23°F to +140°F)

**Application:**

- Dewatering in mines and quarries

**Markets:**

- Mining

**Type of Couplings:**

- Cam and groove
- Combination nipples

Contact coupling manufacturer for attachment procedure and other coupling recommendations

# Part No.	Hose I.D.			Max Oper Pressure		Burst Pressure		Weight		Length			
	mtr	ft	DN	mm	in	bar	psi	bar	psi	kg/m	lbs/ft	mtr	ft
<b>EHT305</b>													
EHT305-24RD-	M100	300	38	38,1	1.50	10,0	145	30,0	435	0,33	0.22	100	300
EHT305-32RD-	M100	300	51	50,8	2.00	10,0	145	30,0	435	0,51	0.34	100	300
EHT305-40RD-	M100	300	60	63,5	2.50	10,0	145	30,0	435	0,75	0.50	100	300
<b>EHT306</b>													
EHT306-24RD-	M100	300	38	38,1	1.50	14,0	203	42,0	609	0,37	0.25	100	300
EHT306-32RD-	M100	300	51	50,8	2.00	14,0	203	42,0	609	0,54	0.36	100	300
EHT306-32RD-	M100	300	60	63,5	2.50	14,0	203	42,0	609	0,77	0.52	100	300



## EHT303 Medium Duty Discharge



### Construction:

**Tube:** PVC/NBR lining

**Reinforcement:** High-tensile synthetic textile

**Cover:** PVC

### Operating Temperature:

-5°C to +60° C  
(+23°F to +140°F)

### Application:

- Medium duty discharge of water in agriculture and industry






### Markets:

- Agriculture
- Industry

### Type of Couplings:

- Cam and groove
- Combination nipples

Contact coupling manufacturer for attachment procedure and other coupling recommendations

# Part No.			 Hose I.D.			 Max Oper Pressure		 Burst Pressure		 Weight		 Length	
	mtr	ft	DN	mm	in	bar	psi	bar	psi	kg/m	lbs/ft	mtr	ft
EHT303M20RD-	M100	N/A		20,0	0.79	10,0	145	30,0	435	0,16	0.11	50,100	N/A
EHT303-16RD-	M100	N/A	25	25,4	1.00	10,0	145	30,0	435	0,20	0.13	50,100	N/A
EHT303-19RD-	M100	N/A		30,0	1.18	10,0	145	30,0	435	0,23	0.15	50,100	N/A
EHT303-20RD-	M100	N/A	31	31,8	1.25	9,0	130	28,0	400	0,24	0.16	50,100	N/A
EHT303-22RD-	M100	N/A		35,0	1.38	8,0	115	24,0	350	0,28	0.19	50,100	N/A
EHT303-24RD-	M100	300	38	38,1	1.50	8,0	115	24,0	350	0,30	0.20	50,100	300
EHT303-25RD-	M100	N/A		40,0	1.57	8,0	115	24,0	350	0,33	0.22	50,100	N/A
EHT303-28RD-	M100	N/A		45,0	1.77	8,0	115	24,0	350	0,36	0.24	50,100	N/A
EHT303-32RD-	M100	300	51	50,8	2.00	8,0	115	24,0	350	0,41	0.28	50,100	300
EHT303-35RD-	M100	N/A		55,0	2.17	8,0	115	24,0	350	0,49	0.33	50,100	N/A
EHT303-38RD-	M100	N/A		60,5	2.38	8,0	115	24,0	350	0,54	0.36	50,100	N/A
EHT303-40RD-	M100	300	60	63,5	2.50	8,0	115	24,0	350	0,57	0.38	50,100	300
EHT303-44RD-	M100	N/A		70,0	2.76	7,0	100	21,0	305	0,62	0.42	50,100	N/A
EHT303-48RD-	M100	300	80	76,2	3.00	7,0	100	21,0	305	0,69	0.46	50,100	300
EHT303-51RD-	M100	N/A		81,0	3.19	7,0	100	21,0	305	0,74	0.50	50,100	N/A
EHT303M84RD-	M100	N/A		84,0	3.31	7,0	100	21,0	305	0,77	0.52	50,100	N/A
EHT303-56RD-	M100	N/A		90,0	3.54	7,0	100	21,0	305	0,87	0.58	50,100	N/A
EHT303-64RD-	M100	300	102	101,6	4.00	7,0	100	21,0	305	1,00	0.67	50,100	300
EHT303-69RD-	M100	N/A		110,0	4.33	7,0	100	21,0	305	1,15	0.77	50,100	N/A
EHT303-80RD-	M100	N/A	130	127,0	5.00	6,0	90	18,0	260	1,35	0.91	50,100	300
EHT303-96RD-	M50	150	150	152,4	6.00	4,0	60	12,1	175	1,65	1.11	50	150
EHT303-128RD-	M50	150	200	203,2	8.00	2,5	35	7,5	110	2,30	1.55	50	150

# Water

## Discharge

### EHT301

### Light Duty Discharge



**Construction:**

**Tube:** PVC lining

**Reinforcement:** High-tensile synthetic textile

**Cover:** PVC

**Operating Temperature:**

-5°C to +60°C  
(+23°F to +140°F)

**Application:**

- Light duty discharge of water in agriculture and industry






**Markets:**

- Agriculture
- Industry

**Type of Couplings:**

- Cam and groove
- Combination nipples

Contact coupling manufacturer for attachment procedure and other coupling recommendations

# Part No.			 Hose I.D.			 Max Oper Pressure		 Burst Pressure		 Weight		 Length	
			mtr	ft	DN	mm	in	bar	psi	bar	psi	kg/m	lbs/ft
EHT301-20BU-	M100	N/A	31	31,8	1.25	5,0	75	14,0	200	0,18	0.12	50,100	N/A
EHT301-24BU-	M100	300	38	38,1	1.50	4,0	60	12,0	175	0,21	0.14	50,100	300
EHT301-32BU-	M100	300	51	50,8	2.00	4,0	60	12,0	175	0,28	0.19	50,100	300
EHT301-38BU-	M100	N/A		60,5	2.38	3,5	50	10,0	145	0,33	0.22	50,100	N/A
EHT301-40BU-	M100	300	60	63,5	2.50	3,5	50	10,0	145	0,36	0.24	50,100	300
EHT301-48BU-	M100	300	80	76,2	3.00	3,5	50	10,0	145	0,42	0.28	50,100	300
EHT301-51BU-	M100	N/A		81,0	3.19	3,0	45	8,0	115	0,46	0.31	50,100	N/A
EHT301-64BU-	M100	300	102	101,6	4.00	3,0	45	8,0	115	0,60	0.40	50,100	300
EHT301-96BU-	M50	150	150	152,4	6.00	2,5	40	7,0	100	1,20	0.81	50	150

### EHW027

### Channeled Hot Water Suction & Discharge



#### Construction:

**Tube:** EPDM rubber

**Reinforcement:** High-tensile synthetic textile and steel helical wire

**Cover:** Channeled EPDM rubber

#### Operating Temperature:

-40°C to +125°C  
(-40°F to +257°F)

#### Application:

- For suction and discharge of hot water in industrial applications









#### Markets:

- Construction
- Industrial

#### Type of Couplings:


- Cam and groove
- Combination nipple

Contact coupling manufacturer for attachment procedure and other coupling recommendations

# Part No.																			
	mtr	ft	DN	mm	in	mm	in	bar	psi	bar	psi	mm	in	kPa	in/Hg	kg/m	lbs/ft	mtr	ft
EHW027-12-	MXX	100	19	19,0	0.75	29	1.14	10,5	150	31	450	40	1.57	94,8	28	0,50	0.34	40-61	100
EHW027-14-	MXX	100	22	22,2	0.88	32	1.26	10,5	150	31	450	45	1.77	94,8	28	0,57	0.38	40-61	100
EHW027-16-	MXX	100	25	25,4	1.00	35	1.38	10,5	150	31	450	50	1.97	94,8	28	0,62	0.41	40-61	100
EHW027-18-	MXX	100	28	28,6	1.12	38	1.50	10,5	150	31	450	55	2.17	94,8	28	0,74	0.49	40-61	100
EHW027-20-	MXX	100	31	31,8	1.25	42	1.65	10,5	150	31	450	65	2.56	94,8	28	0,81	0.54	40-61	100
EHW027-24-	MXX	100	38	38,1	1.50	48	1.89	10,5	150	31	450	85	3.35	94,8	28	1,10	0.74	40-61	100
EHW027-32-	MXX	100	51	50,8	2.00	62	2.44	10,5	150	31	450	120	4.72	94,8	28	1,35	0.91	40-61	100
EHW027-40-	MXX	100	60	63,5	2.50	75	2.95	10,5	150	31	450	160	3.60	94,8	28	1,79	1.20	40-61	100
EHW027-48-	MXX	100	80	76,2	3.00	90	3.54	10,5	150	31	450	190	7.48	94,8	28	2,55	1.71	40-61	100
EHW027-64-	MXX	100	102	101,6	4.00	117	4.61	10,5	150	31	450	280	11.02	94,8	28	3,92	2.64	40-61	100
EHW027-80-	MXX	100	130	127,0	5.00	146	5.75	10,5	150	31	450	350	13.78	80,0	24	6,04	4.06	40-61	100
EHW027-96-	MXX	100	150	152,4	6.00	170	6.69	10,5	150	31	450	550	21.65	80,0	24	6,67	4.48	40-61	100

# Water

## Hot Water

 Refer to warnings and safety information on pages 0-1 – 0-16.

Use of damaged hose or improper use may result in bodily injury or property damage. Please consult Eaton catalog or Technical Support for proper application.

### EHW026

### Flat Corrugated Hot Water Suction & Discharge



#### Construction:

**Tube:** EPDM rubber  
**Reinforcement:** High-tensile synthetic textile and steel helical wire  
**Cover:** Flat corrugated EPDM rubber

#### Operating Temperature:

-40°C to +125°C  
 (-40°F to +257°F)

#### Application:

- For suction and discharge of hot water in industrial applications

#### Markets:

- Construction
- Industrial

#### Type of Couplings:

- Cam and groove
- Combination nipple

Contact coupling manufacturer for attachment procedure and other coupling recommendations

# Part No.			Hose I.D.		Hose O.D.		Max Oper Pressure		Burst Pressure		Minimum Bend Radius		Vacuum		Weight		Length		
			DN	mm	in	mm	in	bar	psi	bar	psi	mm	in	kPa	in/Hg	kg/m	lbs/ft	mtr	ft
EHW026-12-	MXX	100	19	19,0	0.75	27	1.06	10,5	150	31	450	50	1.97	94,8	28	0,44	0.29	40-61	100
EHW026-16-	MXX	100	25	25,4	1.00	34	1.34	10,5	150	31	450	65	2.56	94,8	28	0,60	0.40	40-61	100
EHW026-20-	MXX	100	31	31,8	1.25	41	1.61	10,5	150	31	450	80	3.15	94,8	28	0,82	0.55	40-61	100
EHW026-24-	MXX	100	38	38,1	1.50	47	1.85	10,5	150	31	450	100	3.94	94,8	28	0,93	0.63	40-61	100
EHW026-32-	MXX	100	51	50,8	2.00	61	2.40	10,5	150	31	450	140	5.51	94,8	28	1,45	0.97	40-61	100
EHW026-40-	MXX	100	60	63,5	2.50	74	2.91	10,5	150	31	450	175	6.89	94,8	28	1,75	1.18	40-61	100
EHW026-48-	MXX	100	80	76,2	3.00	88	3.46	10,5	150	31	450	250	9.84	94,8	28	2,31	1.55	40-61	100
EHW026-64-	MXX	100	102	101,6	4.00	115	4.52	10,5	150	31	450	350	13.78	94,8	28	3,76	2.52	40-61	100
EHW026-80-	MXX	100	130	127,0	5.00	143	5.62	10,5	150	31	450	440	17.32	80,0	24	5,71	3.84	40-61	100
EHW026-96-	MXX	100	150	152,4	6.00	169	6.65	10,5	150	31	450	600	23.62	80,0	24	7,36	4.94	40-61	100

### EHW025

### Corrugated Hot Water Suction & Discharge



#### Construction:

**Tube:** EPDM rubber

**Reinforcement:** High-tensile synthetic textile and steel helical wire

**Cover:** Corrugated EPDM rubber

#### Operating Temperature:

-40°C to +125°C  
(-40°F to +257°F)

#### Application:

- For suction and discharge of hot water in industrial applications

#### Markets:

- Construction
- Industrial

#### Type of Couplings:


- Cam and groove
- Combination nipple

Contact coupling manufacturer for attachment procedure and other coupling recommendations

# Part No.			Hose I.D.		Hose O.D.		Max Oper Pressure		Burst Pressure		Minimum Bend Radius		Vacuum		Weight		Length		
			DN	mm	in	mm	in	bar	psi	bar	psi	mm	in	kPa	in/Hg	kg/m	lbs/ft	mtr	ft
EHW025-16-	MXX	100	25	25,4	1.00	35	1.38	10,5	150	31	450	85	3.35	94,8	28	0,69	0.46	40-61	100
EHW025-20-	MXX	100	31	31,8	1.25	42	1.65	10,5	150	31	450	110	4.33	94,8	28	0,83	0.55	40-61	100
EHW025-24-	MXX	100	38	38,1	1.50	48	1.89	10,5	150	31	450	125	4.92	94,8	28	0,96	0.65	40-61	100
EHW025-32-	MXX	100	51	50,8	2.00	63	2.48	10,5	150	31	450	200	7.87	94,8	28	1,56	1.05	40-61	100
EHW025-40-	MXX	100	60	63,5	2.50	74	2.91	10,5	150	31	450	250	9.84	94,8	28	1,93	1.30	40-61	100
EHW025-48-	MXX	100	80	76,2	3.00	90	3.54	10,5	150	31	450	320	12.60	94,8	28	2,79	1.88	40-61	100
EHW025-64-	MXX	100	102	101,6	4.00	117	4.61	10,5	150	31	450	450	17.72	94,8	28	4,09	2.75	40-61	100

# Water

## Hot Water

 Refer to warnings and safety information on pages 0-1 – 0-16.

Use of damaged hose or improper use may result in bodily injury or property damage. Please consult Eaton catalog or Technical Support for proper application.

### EHW024

### Hot Water Suction & Discharge



**Construction:**

**Tube:** EPDM rubber  
**Reinforcement:** High-tensile synthetic textile and steel helical wire  
**Cover:** EPDM rubber

**Operating Temperature:**

-40°C to +125°C  
 (-40°F to +257°F)

**Application:**

- For suction and discharge of hot water in industrial applications









**Markets:**

- Construction
- Industrial

**Type of Couplings:**

- Cam and groove
- Combination nipple

Contact coupling manufacturer for attachment procedure and other coupling recommendations

# Part No.																			
	mtr	ft	DN	mm	in	mm	in	bar	psi	bar	psi	mm	in	kPa	in/Hg	kg/m	lbs/ft	mtr	ft
EHW024-12-	MXX	100	19	19,0	0.75	28	1.10	10,5	150	31	450	70	2.76	94,8	28	0,51	0.34	40-61	100
EHW024-16-	MXX	100	25	25,4	1.00	34	1.34	10,5	150	31	450	95	3.74	94,8	28	0,61	0.41	40-61	100
EHW024-20-	MXX	100	31	31,8	1.25	42	1.65	10,5	150	31	450	125	4.92	94,8	28	0,96	0.65	40-61	100
EHW024-24-	MXX	100	38	38,1	1.50	48	1.89	10,5	150	31	450	150	5.91	94,8	28	1,13	0.76	40-61	100
EHW024-32-	MXX	100	51	50,8	2.00	62	2.44	10,5	150	31	450	215	8.46	94,8	28	1,69	1.14	40-61	100
EHW024-40-	MXX	100	60	63,5	2.50	75	2.95	10,5	150	31	450	280	11.02	94,8	28	2,07	1.39	40-61	100
EHW024-48-	MXX	100	80	76,2	3.00	89	3.50	10,5	150	31	450	350	13.78	94,8	28	2,82	1.89	40-61	100
EHW024-64-	MXX	100	102	101,6	4.00	115	4.53	10,5	150	31	450	490	19.29	94,8	28	3,80	2.55	40-61	100

### EHW023

### Hot Water Discharge



#### Construction:

**Tube:** EPDM rubber

**Reinforcement:** High-tensile synthetic textile

**Cover:** EPDM rubber

#### Operating Temperature:

-40°C to +125°C  
(-40°F to +257°F)

#### Application:

- For delivery of hot water in industrial applications







#### Markets:

- Automotive
- Industrial


#### Type of Couplings:

- Cam and groove
- Combination nipple

Contact coupling manufacturer for attachment procedure and other coupling recommendations

# Part No.			 Hose I.D.			 Hose O.D.		 Max Oper Pressure		 Burst Pressure		 Weight		 Length	
	mtr	ft	DN	mm	in	mm	in	bar	psi	bar	psi	kg/m	lbs/ft	mtr	ft
EHW023-08-	MXX	100	12	12,7	0.50	20	0.79	10,5	150	31	450	0,28	0.19	40-61	100
EHW023-10-	MXX	100	16	15,9	0.62	23	0.91	10,5	150	31	450	0,32	0.22	40-61	100
EHW023-12-	MXX	100	19	19,0	0.75	27	1.06	10,5	150	31	450	0,42	0.28	40-61	100
EHW023-16-	MXX	100	25	25,4	1.00	33	1.30	10,5	150	31	450	0,48	0.32	40-61	100
EHW023-20-	MXX	100	31	31,8	1.25	41	1.61	10,5	150	31	450	0,72	0.48	40-61	100
EHW023-24-	MXX	100	38	38,1	1.50	47	1.85	10,5	150	31	450	0,86	0.57	40-61	100
EHW023-28-	MXX	100	45	44,5	1.75	54	2.13	10,5	150	31	450	1,05	0.71	40-61	100
EHW023-32-	MXX	100	51	50,8	2.00	60	2.36	10,5	150	31	450	1,13	0.76	40-61	100
EHW023-40-	MXX	100	60	63,5	2.50	74	2.91	10,5	150	31	450	1,59	1.07	40-61	100
EHW023-44-	MXX	100	70	70,0	2.75	82	3.23	10,5	150	31	450	2,12	1.42	40-61	100
EHW023-48-	MXX	100	80	76,2	3.00	88	3.46	10,5	150	31	450	2,12	1.42	40-61	100
EHW023-64-	MXX	100	102	101,6	4.00	115	4.53	10,5	150	31	450	3,14	2.11	40-61	100
EHW023-80-	MXX	100	130	127,0	5.00	140	5.51	10,5	150	31	450	3,68	2.47	40-61	100
EHW023-96-	MXX	100	150	152,4	6.00	165	6.50	10,5	150	31	450	4,35	2.92	40-61	100
EHW023-128-	M20	20	200	203,2	8.00	222	8.74	10,5	150	31	450	8,81	5.92	20	20

# Water Specialty

 Refer to warnings and safety information on pages 0-1 – 0-16.

Use of damaged hose or improper use may result in bodily injury or property damage. Please consult Eaton catalog or Technical Support for proper application.

## H1196

## ROYALFLEX™ Water



### Construction:

**Tube:** Thermoplastic vinyl nitrile  
**Reinforcement:** 100% polyester and helical wire  
**Cover:** Thermoplastic vinyl nitrile

### Application:

- Transfer of water, liquid diluted fertilizers and pesticides
- Pumping, suction, and discharge of water and slurries

### Markets:

- Petroleum industry
- Oil and gas exploration
- Tank trucks
- Waste hauling
- Batch plants

### Type of Couplings:

- Male NPT
- Cam and groove

Contact coupling manufacturer for attachment procedure and other coupling recommendations

### Operating Temperature:

-29°C to +82°C  
 (-20°F to +180°F)

# Part No.	Hose I.D.			Hose O.D.		Max Oper Pressure		Burst Pressure		Minimum Bend Radius		Vacuum		Weight		Length	
	DN	mm	in	mm	in	bar	psi	bar	psi	mm	in	kPa	in/Hg	kg/m	lbs/ft	mtr	ft
H119624	38	38,1	1.50	50,8	2.00	20,7	300	83	1200	152,4	6.00	100	30	1,19	0.81	15,2	50
H119624-100	38	38,1	1.50	50,8	2.00	20,7	300	83	1200	152,4	6.00	100	30	1,19	0.81	30,5	100
H119624-120	38	38,1	1.50	50,8	2.00	20,7	300	83	1200	152,4	6.00	100	30	1,19	0.81	36,6	120
H119632	51	50,8	2.00	63,5	2.50	20,7	300	83	1200	203,2	8.00	100	30	1,64	1.10	15,2	50
H119632-100	51	50,8	2.00	63,5	2.50	20,7	300	83	1200	203,2	8.00	100	30	1,64	1.10	30,5	100
H119632-120	51	50,8	2.00	63,5	2.50	20,7	300	83	1200	203,2	8.00	100	30	1,64	1.10	36,6	120
H119640	60	63,5	2.50	76,2	3.00	20,7	300	83	1200	254,0	10.00	100	30	1,99	1.34	15,2	50
H119640-100	60	63,5	2.50	76,2	3.00	20,7	300	83	1200	254,0	10.00	100	30	1,99	1.34	30,5	100
H119640-120	60	63,5	2.50	76,2	3.00	20,7	300	83	1200	254,0	10.00	100	30	1,99	1.34	36,0	120
H119648	80	76,2	3.00	88,9	3.50	17,2	250	70	1000	304,8	12.00	100	30	2,98	2.00	15,2	50
H119648-100	80	76,2	3.00	88,9	3.50	17,2	250	70	1000	304,8	12.00	100	30	2,98	2.00	30,5	100
H119648-120	80	76,2	3.00	88,9	3.50	17,2	250	70	1000	304,8	12.00	100	30	2,98	2.00	36,6	120
H119664	102	101,6	4.00	114,3	4.50	13,8	200	41	600	406,4	16.00	100	30	4,05	2.72	15,2	50
H119664-100	102	101,6	4.00	114,3	4.50	13,8	200	41	600	406,4	16.00	100	30	4,05	2.72	30,5	100
H119664-120	102	101,6	4.00	114,3	4.50	13,8	200	41	600	406,4	16.00	100	30	4,05	2.72	36,6	120

\*Additional lengths available



**EHW028**

**Heavy Duty MSHA Mine Spray**



**Construction:**

**Tube:** Oil-mist resistant NBR blend

**Reinforcement:** High-tensile steel wire

**Cover:** MSHA pin-pricked neoprene blend

**Operating Temperature:**

-35°C to +100°C  
(-31°F to +212°F)

**Application:**

- High pressure air in mines

**Markets:**

- Mining
- Construction
- Equipment rental


**Type of Couplings:**

- Male NPT

Contact coupling manufacturer for attachment procedure and other coupling recommendations

# Part No.			Hose I.D.			Hose O.D.		Max Oper Pressure		Burst Pressure		Minimum Bend Radius		Weight		Length	
			DN	mm	in	mm	in	bar	psi	bar	psi	mm	in	kg/m	lbs/ft	mtr	ft
EHW028-08-	MXX	100	12	12,7	0.50	24,4	0.94	70,0	1000	20,7	3000	150	5.91	0,60	0.40	40-61	50, 100
EHW028-12-	MXX	100	19	19,0	0.75	28,0	1.10	70,0	1000	20,7	3000	203	9.06	0,61	0.41	40-61	50, 100
EHW028-16-	MXX	100	25	25,4	1.00	34,3	1.35	70,0	1000	20,7	3000	305	12.01	0,82	0.55	40-61	50, 100
EHW028-20-	MXX	100	31	31,8	1.25	41,4	1.63	70,0	1000	20,7	3000	385	15.16	1,10	0.74	40-61	50, 100
EHW028-24-	MXX	100	38	38,1	1.50	48,0	1.89	70,0	1000	20,7	3000	455	17.91	1,41	0.95	40-61	50, 100
EHW028-32-	MXX	100	51	50,8	2.00	62,0	2,44	70,0	1000	20,7	3000	610	24.02	2,19	1.47	40-61	50, 100
EHW028-40-	MXX	100	60	63,5	2.50	82,0	3,23	70,0	1000	20,7	3000	765	30.12	3,93	2.64	40-61	50, 100

# Water Specialty

 Refer to warnings and safety information on pages 0-1 – 0-16.

Use of damaged hose or improper use may result in bodily injury or property damage. Please consult Eaton catalog or Technical Support for proper application.

## H345 Pressure Washer



### Construction:

**Tube:** Oil-resistant Nitrile (RMA Class A)

**Reinforcement:** 1-braid wire

**Cover:** Vinyl nitrile MSHA approved

### Operating Temperature:

-18°C to +93°C  
(0°F to +200°F)

### Application:

- High pressure cleaning and degreasing
- Washdown of food processing equipment
- Pressure wash engines, equipment, tanks, building, etc.

### Markets:

- Construction
- Food
- Marine
- Agriculture
- Oil exploration/drilling
- General industry
- Mining

### Type of Couplings:

- TTC Fittings
- "Z" Series

Contact coupling manufacturer for attachment procedure and other coupling recommendations

# Part No.	Hose I.D.		Hose O.D.		Max Operating Pressure		Burst Pressure		Minimum Bend Radius		Weight		Length		
	DN	mm	in	mm	in	bar	psi	bar	psi	mm	in	kg/m	lbs/ft	mtr	ft
H34504	6	6,4	0.25	12,1	0.48	207	3000	828	12000	50,8	2.00	0,19	0.13	15,2	50
H34504-100	6	6,4	0.25	12,1	0.48	207	3000	828	12000	50,8	2.00	0,19	0.13	30,5	100
H34504-250R	6	6,4	0.25	12,1	0.48	207	3000	828	12000	50,8	2.00	0,19	0.13	76,2	250
H34504-500R	6	6,4	0.25	12,1	0.48	207	3000	828	12000	50,8	2.00	0,19	0.13	152,4	500
H34506	10	9,5	0.38	16,0	0.63	207	3000	828	12000	63,5	2.50	0,31	0.21	15,2	50
H34506-100	10	9,5	0.38	16,0	0.63	207	3000	828	12000	63,5	2.50	0,31	0.21	30,5	100
H34506-250R	10	9,5	0.38	16,0	0.63	207	3000	828	12000	63,5	2.50	0,31	0.21	76,2	250
H34506-500R	10	9,5	0.38	16,0	0.63	207	3000	828	12000	63,5	2.50	0,31	0.21	152,4	500
H34508	12	12,7	0.50	20,1	0.79	207	3000	828	12000	88,9	3.50	0,46	0.31	15,2	50
H34508-100	12	12,7	0.50	20,1	0.79	207	3000	828	12000	88,9	3.50	0,46	0.31	30,5	100
H34508-250R	12	12,7	0.50	20,1	0.79	207	3000	828	12000	88,9	3.50	0,46	0.31	76,2	250
H34508-500R	12	12,7	0.50	20,1	0.79	207	3000	828	12000	88,9	3.50	0,46	0.31	152,4	500

**EHW008**

**Tank Cleaning**



**Construction:**

**Tube:** EPDM

**Reinforcement:** High-tensile synthetic textile and dual anti-static copper wire

**Cover:** EPDM

**Operating Temperature:**

-40°C to +125°C  
(-40°F to +257°F)

**Application:**

- For tank cleaning applications







**Markets:**

- Construction
- Industrial

**Type of Couplings:**


- Ground joint
- Male NPT

Contact coupling manufacturer for attachment procedure and other coupling recommendations

# Part No.			 Hose I.D.			 Hose O.D.		 Max Oper Pressure		 Burst Pressure		 Weight		 Length	
			mtr	ft	DN	mm	in	mm	in	bar	psi	bar	psi	kg/m	lbs/ft
EHW008-24-	MXX	100	38	38,1	1.50	54	2.13	28	400	83	1200	1,63	1.10	40-61	100
EHW008-32-	MXX	100	51	50,8	2.00	68	2.68	28	400	83	1200	2,29	1.54	40-61	100

# Water

## Specialty

 Refer to warnings and safety information on pages 0-1 – 0-16.

Use of damaged hose or improper use may result in bodily injury or property damage. Please consult Eaton catalog or Technical Support for proper application.

### EHW015

### Artificial Snow



**Construction:**

**Tube:** Synthetic rubber  
**Reinforcement:** High-tensile synthetic textile  
**Cover:** Synthetic rubber

**Operating Temperature:**

-40°C to +80°C  
 (-40°F to +176°F)

**Application:**

- For artificial snow equipment







**Markets:**

- Artificial snow

**Type of Couplings:**

- Male NPT

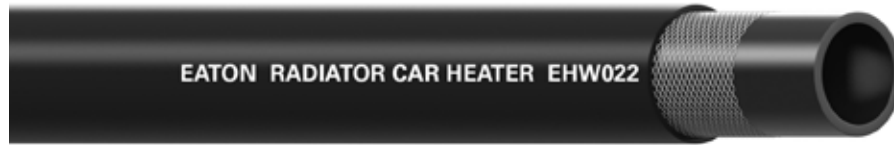
Contact coupling manufacturer for attachment procedure and other coupling recommendations

# Part No.			 Hose I.D.			 Hose O.D.		 Max Oper Pressure		 Burst Pressure		 Weight		 Length	
			mtr	ft	DN	mm	in	mm	in	bar	psi	bar	psi	kg/m	lbs/ft
EHW015-24BU-	MXX	100	38	38,1	1.50	52	2.05	41	600	165	2400	1,34	0.90	40-61	100
EHW015-32BU-	MXX	100	51	50,8	2.00	67	2.64	41	600	165	2400	1,98	1.33	40-61	100

\* Product also available in BK-Black, RD-Red, and YW-Yellow.

**EHW022**

**Heavy Duty Radiator Car Heater**



**Construction:**

**Tube:** EPDM rubber

**Reinforcement:** High-tensile synthetic textile

**Cover:** EPDM rubber

**Operating Temperature:**

-40°C to +125°C  
(-40°F to +257°F)

**Application:**








- For delivery of hot water in industrial applications

**Markets:**


- Industrial
- Automotive

**Type of Couplings:**

Contact coupling manufacturer for attachment procedure and other coupling recommendations

# Part No.			 Hose I.D.			 Hose O.D.		 Max Oper Pressure		 Burst Pressure		 Minimum Bend Radius		 Weight		 Length	
	mtr	ft	DN	mm	in	mm	in	bar	psi	bar	psi	mm	in	kg/m	lbs/ft	mtr	ft
EHW022-06-	MXX	300	10	9,5	0.38	17	0.67	10,5	150	31	450	80	3.15	0,18	0.12	100	300
EHW022-08-	MXX	300	12	12,7	0.50	20	0.79	10,5	150	31	450	105	4.13	0,22	0.14	100	300
EHW022-10-	MXX	300	16	15,9	0.62	23	0.91	10,5	150	31	450	160	6.30	0,25	0.17	100	300
EHW022-12-	MXX	300	19	19,0	0.75	28	1.10	10,5	150	31	450	190	7.48	0,39	0.26	100	300
EHW022-16-	MXX	300	25	25,4	1.00	34	1.34	10,5	150	31	450	250	9.84	0,49	0.33	100	300

# Water Specialty

 Refer to warnings and safety information on pages 0-1 – 0-16.

Use of damaged hose or improper use may result in bodily injury or property damage. Please consult Eaton catalog or Technical Support for proper application.

## EHW021 Radiator Car Heater



### Construction:

**Tube:** EPDM rubber  
**Reinforcement:** High-tensile synthetic textile  
**Cover:** EPDM rubber

### Operating Temperature:

-40°C to +120°C  
 (-40°F to +248°F)

### Application:







- For hot water discharge in industrial application

### Markets:

- Industrial
- Automotive

### Type of Couplings:

Contact coupling manufacturer for attachment procedure and other coupling recommendations

# Part No.			 Hose I.D.			 Hose O.D.		 Max Oper Pressure		 Burst Pressure		 Weight		 Length	
			mtr	ft	DN	mm	in	mm	in	bar	psi	bar	psi	kg/m	lbs/ft
EHW021-04-	MXX	300	6	6,4	0.25	12	0.47	4,0	60	12,5	180	0,12	0.08	100	300
EHW021-05-	MXX	300	8	7,9	0.31	14	0.55	4,0	60	12,5	180	0,14	0.09	100	300
EHW021-06-	MXX	300	10	9,5	0.38	16	0.63	4,0	60	12,5	180	0,17	0.11	100	300
EHW021-08	MXX	300	12	12,7	0.50	20	0.79	4,0	60	12,5	180	0,26	0.17	100	300
EHW021-10-	MXX	300	16	15,9	0.62	23	0.91	4,0	60	12,5	180	0,29	0.19	100	300
EHW021-12-	MXX	300	19	19,0	0.75	27	1.06	4,0	60	12,5	180	0,39	0.26	100	300
EHW021-16-	MXX	300	25	25,4	1.00	35	1.38	4,0	60	12,5	180	0,64	0.43	100	300

**EHW002**

**Radiator Hose**



**Construction:**

**Tube:** EPDM rubber

**Reinforcement:** High-tensile synthetic textile

**Cover:** EPDM rubber

**Operating Temperature:**

-40°C to +125°C  
(-40°F to +257°F)

**Application:**







- Conveying hot water mixed with anti-freeze liquids in cooling systems, automotive and stationary engines

**Markets:**

- Automotive engine
- In-plant transfer
- Cooling systems

**Type of Couplings:**

Contact coupling manufacturer for attachment procedure and other coupling recommendations

# Part No.			 Hose I.D.			 Hose O.D.		 Max Oper Pressure		 Burst Pressure		 Weight		 Length	
	mtr	ft	DN	mm	in	mm	in	bar	psi	bar	psi	kg/m	lbs/ft	mtr	ft
EHW002-08-	MXX	100	12	12,7	0.50	19,0	0.75	4,0	60	12,5	180	0,21	0.14	40-61	100
EHW002-10-	MXX	100	16	16,0	0.63	22,0	0.87	4,0	60	12,5	180	0,26	0.17	40-61	100
EHW002-M18-	MXX	100	18	18,0	0.71	24,0	0.95	4,0	60	12,5	180	0,29	0.19	40-61	100
EHW002-12-	MXX	100	19	19,0	0.75	25,0	0.98	4,0	60	12,5	180	0,30	0.20	40-61	100
EHW002-M20-	MXX	100	20	20,0	0.79	26,0	1.02	4,0	60	12,5	180	0,32	0.21	40-61	100
EHW002-14-	MXX	100	22	22,0	0.88	28,0	1.10	4,0	60	12,5	180	0,34	0.23	40-61	100
EHW002-16-	MXX	100	25	25,4	1.00	32,0	1.26	4,0	60	12,5	180	0,43	0.30	40-61	100
EHW002-18-	MXX	100	28	28,0	1.13	34,5	1.36	4,0	60	12,5	180	0,47	0.32	40-61	100
EHW002-19-	MXX	100	30	30,0	1.19	38,0	1.50	4,0	60	12,5	180	0,60	0.40	40-61	100
EHW002-20-	MXX	100	31	32,0	1.25	40,0	1.57	4,0	60	12,5	180	0,64	0.43	40-61	100
EHW002-22-	MXX	100	35	35,0	1.38	43,0	1.69	4,0	60	12,5	180	0,69	0.46	40-61	100
EHW002-24-	MXX	100	38	38,0	1.50	47,0	1.85	4,0	60	12,5	180	0,85	0.57	40-61	100
EHW002-25-	MXX	100	40	40,0	1.56	49,0	1.93	4,0	60	12,5	180	0,89	0.60	40-61	100
EHW002-26-	MXX	100	41	42,0	1.63	51,0	2.01	4,0	60	12,5	180	0,93	0.63	40-61	100
EHW002-28-	MXX	100	45	44,5	1.75	54,0	2.13	4,0	60	12,5	180	1,05	0.71	40-61	100
EHW002-30-	MXX	100	48	48,0	1.88	57,5	2.26	4,0	60	12,5	180	1,12	0.75	40-61	100
EHW002-32-	MXX	100	51	50,8	2.00	60,0	2.36	4,0	60	12,5	180	1,18	0.79	40-61	100
EHW002-34-	MXX	100	56	55,0	2.19	65,0	2.56	4,0	60	12,5	180	1,36	0.91	40-61	100
EHW002-38-	MXX	100	59	60,0	2.38	70,0	2.76	4,0	60	12,5	180	1,47	0.98	40-61	100
EHW002-40-	MXX	100	60	63,5	2.50	73,5	2.89	4,0	60	12,5	180	1,49	1.00	40-61	100
EHW002-44-	MXX	100	70	70,0	2.75	80,0	3.15	4,0	60	12,5	180	1,63	1.10	40-61	100
EHW002-48-	MXX	100	80	76,2	3.00	86,0	3.39	4,0	60	12,5	180	1,77	1.19	40-61	100
EHW002-50-	MXX	100	80	80,0	3.13	90,0	3.54	4,0	60	12,5	180	1,85	1.24	40-61	100
EHW002-56-	MXX	100	90	90,0	3.50	100,0	3.94	4,0	60	12,5	180	2,07	1.39	40-61	100
EHW002-64-	MXX	100	102	101,6	4.00	111,5	4.39	4,0	60	12,5	180	2,30	1.55	40-61	100

# Water

## Sewer Cleaning

### FC701

### Eaton GATOR™ Hose



**Construction:**

**Tube:** Blue elastomer tube

**Reinforcement:** Single braid, high strength textile

**Cover:** Orange ether-based polyurethane

**Operating Temperature:**

-40°C to +66°C  
(-40°F to +150°F)

**Application:**

- High-pressure sewer cleaning

Agency Listing:  
Meets WEMI specifications

**Markets:**

- Waste management

**Type of Couplings:**

Contact coupling manufacturer for attachment procedure and other coupling recommendations

# Part No.	Hose I.D.		Hose O.D.		Max Oper Pressure		Burst Pressure		Minimum Bend Radius		Weight		Color	Length		
	DN	mm	in	mm	in	bar	psi	bar	psi	mm	in	kg/m			lbs/ft	
FC701-12XXX*	-12	19	19,1	0.75	29,2	1.15	172	2,500	430,9	6,250	241,3	9.50	0.40	0.27	Orange	Bulk
FC701-16XXX*	-16	25	25,7	1.01	35,8	1.41	172	2,500	430,9	6,250	304,8	12.00	0.54	0.36	Orange	Bulk
FC701-20XXX*	-20	31	32,0	1.26	45,5	1.79	172	2,500	430,9	6,250	304,8	12.00	0.86	0.58	Orange	Bulk

**FC701-12 Gator Hose with FJ9372-1212S Fittings**

Part Number	Reel Length ft
FB7186-0046	100
FB7186-0051	200
FB7186-0021	300
FB7186-0028	400
FB7186-0007	500
FB7186-0020	600
FB7186-0052	800
FB7186-0038	1000

**FC701-16 Gator Hose with FJ9372-1616S Fittings**

Part Number	Reel Length ft
FB7186-0008	100
FB7186-0026	150
FB7186-0009	200
FB7186-0016	250
FB7186-0013	300
FB7186-0004	400
FB7186-0001	500
FB7186-0002	600
FB7186-0005	700
FB7186-0006	800
FB7186-0019	900
FB7186-0018	1000
FB7186-0049	1200

**FC701-20 Gator Hose with FJ9372-2020S Fittings**

Part Number	Reel Length ft
FB7186-0039	100
FB7186-0040	150
FB7186-0015	200
FB7186-0022	250
FB7186-0045	300
FB7186-0011	400
FB7186-0010	500
FB7186-0012	600
FB7186-0027	700
FB7186-0044	800
FB7186-0024	1000
FB7186-0042	1200



### FC702

### Eaton GATOR™ Hose



**Construction:**

**Tube:** Blue elastomer tube  
**Reinforcement:** Single braid, high strength textile  
**Cover:** Blue ether-based polyurethane

**Operating Temperature:**  
 -40°C to +66°C  
 (-40°F to +150°F)

**Application:**

- High-pressure sewer cleaning

Agency Listing:  
 Meets WEMI specifications

**Markets:**

- Waste management

**Type of Couplings:**

Contact coupling manufacturer for attachment procedure and other coupling recommendations

# Part No.	Hose I.D.			Hose O.D.		Max Oper Pressure		Burst Pressure		Minimum Bend Radius		Weight		Color	Length	
	DN	mm	in	mm	in	bar	psi	bar	psi	mm	in	kg/m	lbs/ft			
FC702-12XXX*	-12	19	19,1	0.75	30,2	1.19	207	3,000	517,1	7,500	241,3	9.50	0,43	0.29	Blue	Bulk
FC702-16XXX*	-16	25	25,7	1.01	35,8	1.41	207	3,000	517,1	7,500	304,8	12.00	0,54	0.36	Blue	Bulk

\*Sold as assemblies only. Reference assembly part numbers below

**FC702-12 Gator Hose with FJ5020-1212S Fittings**

Part Number	Reel Length ft
FB7187-0020	100
FB7187-0019	150
FB7187-0013	200
FB7187-0010	300
FB7187-0004	400
FB7187-0005	500
FB7187-0006	600
FB7187-0029	700
FB7187-0016	800
FB7187-0011	900
FB7187-0014	1000

**FC702-16 Gator Hose with FJ9372-1616S Fittings**

Part Number	Reel Length ft
FB7187-0012	50
FB7187-0008	100
FB7187-0028	150
FB7187-0009	200
FB7187-0022	250
FB7187-0007	300
FB7187-0002	400
FB7187-0001	500
FB7187-0003	600
FB7187-0015	700
FB7187-0017	800
FB7187-0018	1000

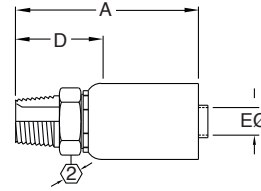
# Water

## Sewer Cleaning

### Permanent Fittings, GATOR™ Hose

#### Male Pipe (Swage Only)

Fittings for use with hose: FC701, FC702

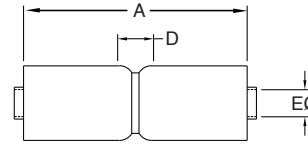


# Part Number	Terminal End	Thread	Hose Size		A		D Cut Off Factor		E Ø		1	2
			DN	Dash Size	mm	in	mm	in	mm	in	in	in
FJ9372-1212S	-12	3/4- 14	19	-12	81,3	3.20	34,3	1.35	14,7	0.58	--	1.12
FJ5020-1212S*	-12	3/4 - 14	19	-12	81,3	3.20	34,3	1.35	14,7	0.58	--	1.37
FJ9372-1616S	-16	1 - 11 1/2	25	-16	94,5	3.72	40,1	1.58	19,8	0.78	--	1.37
FJ9372-2020S	-20	1 1/4 - 11 1/2	31	-20	110,5	4.35	50,5	1.99	25,9	1.02	--	1.87

\*For FC702-12 hose only.

#### Hose Mender Fitting (Swage Only)

Fittings for use with hose: FC701, FC702



# Part Number	Terminal End	Thread	Hose Size		A		D Cut Off Factor		E Ø		1	2
			DN	Dash Size	mm	in	mm	in	mm	in	in	in
FJ9373-1212S	-12	--	19	-12	85,9	3.38	9,7	0.38	14,7	0.58	--	--
FJ5021-1212S*	-12	--	19	-12	85,9	3.38	9,7	0.38	14,7	0.58	--	--
FJ7938-1616S	-16	--	25	-16	101,6	4.00	11,7	0.46	20,6	0.81	--	--
FJ9373-2020S	-20	--	31	-20	124,7	4.91	13,2	0.52	25,9	1.02	--	--

\*For FC702-12 hose only.

### EHS520

### Sewer Jetting



#### Construction:

**Tube:** Synthetic rubber

**Reinforcement:** High-tensile synthetic textile

**Cover:** Synthetic rubber

#### Operating Temperature:

-40°C to +70°C  
(-40°F to +158°F)

#### Application:

- For high pressure water cleaning and rinsing of sewage systems

#### Markets:

- Waste management

#### Type of Couplings:

Contact coupling manufacturer for attachment procedure and other coupling recommendations

# Part No.			Hose I.D.			Hose O.D.		Max Oper Pressure		Burst Pressure		Minimum Bend Radius		Weight		Length	
	mtr	ft	DN	mm	in	mm	in	bar	psi	bar	psi	mm	in	kg/m	lbs/ft	mtr	ft
EHS520-08-	MXX		12	12,7	0.50	25,0	0.98	200	2900	500	7250	65	2.56	0,43	0.29	Max.240	
EHS520-10-	MXX		16	15,9	0.62	28,0	1.10	200	2900	500	7250	80	3.15	0,45	0.30	Max.240	
EHS520-12-	MXX		19	19,0	0.75	31,6	1.24	200	2900	500	7250	90	3.54	0,55	0.37	Max.240	
EHS520-16-	MXX		25	25,4	1.00	39,3	1.55	200	2900	500	7250	105	4.13	0,77	0.52	Max.240	
EHS520-20-	MXX		31	31,8	1.25	48,0	1.89	200	2900	500	7250	140	5.51	1,04	0.70	Max.240	
EHS520-24-	MXX		38	38,1	1.50	54,0	2.13	200	2900	500	7250	150	5.91	1,23	0.83	Max.240	

# Water

## Sewer Cleaning

### EHS540

### Sewer Jetting



**Construction:**

**Tube:** Synthetic rubber

**Reinforcement:** High-tensile synthetic textile

**Cover:** Synthetic rubber

**Operating Temperature:**

-40°C to +70°C  
(-40°F to +158°F)

**Application:**

- For high pressure water cleaning and rinsing of sewage systems

**Markets:**

- Waste management

**Type of Couplings:**

Contact coupling manufacturer for attachment procedure and other coupling recommendations

# Part No.			Hose I.D.			Hose O.D.		Max Oper Pressure		Burst Pressure		Minimum Bend Radius		Weight		Length	
	mtr	ft	DN	mm	in	mm	in	bar	psi	bar	psi	mm	in	kg/m	lbs/ft	mtr	ft
EHS540-08-	MXX		12	12,7	0.50	25,0	0.98	250	3625	625	9065	65	2.56	0,44	0.30	Max.240	
EHS540-10-	MXX		16	15,9	0.62	28,0	1.10	250	3625	625	9065	75	2.95	0,48	0.32	Max.240	
EHS540-12-	MXX		19	19,0	0.75	31,6	1.24	250	3625	625	9065	90	3.54	0,56	0.38	Max.240	
EHS540-16-	MXX		25	25,4	1.00	39,3	1.55	250	3625	625	9065	100	3.94	0,78	0.52	Max.240	
EHS540-20-	MXX		31	31,8	1.25	48,0	1.89	250	3625	625	9065	130	5.12	1,06	0.71	Max.240	
EHS540-24-	MXX		38	38,1	1.50	54,0	2.13	250	3625	625	9065	150	5.91	1,25	0.84	Max.240	



# Couplings General Information

## Coupling Selection

### Coupling Selection

This catalog lists the most common type of coupling used for each hose. Consider the following items when selecting couplings for your application. Consult your coupling manufacturer and Eaton for further information about these items:

- Environment
- Temperature ranges - external environment year round, temperature of material being conveyed, and temperature of cleaning solution
- Maximum pressure requirements
- Corrosive resistance and compatibility with material being conveyed
- Conductivity - especially in flammable applications (non-spark brass cam lever arms)
- Gasket material required, if any, keeping in mind compatibility with the material being conveyed
- Port or fitting the hose assembly must be connected to
- Coating (if any) on coupling (i.e. zinc, etc.)

### Selecting Couplings: Safety Information

Choosing the correct coupling is important for maximum hose efficiency and safety. Couplings must be applied properly. Incorrect or improperly applied couplings can result in shorter hose life and hose failures. These failures can result in serious bodily harm or property damage.

Hose couplings have been carefully engineered over the years to meet specific safety requirements.

Some factors you should consider when choosing the proper coupling for a particular application are:

1. What is the material to be handled?
  - a) Is it dangerous?
  - b) Is it corrosive?
  - c) Is it abrasive?
2. What are the pressures involved?
  - a) High pressure
  - b) Medium pressure
  - c) Low pressure
  - d) Suction
3. What means of connection are required?
  - a) Threads
  - b) Special locking
  - c) Flanged ends

When selecting couplings, the end user should inform the distributor of the application and pressures involved when ordering hose assemblies, and it's up to the distributor to supply the right hose and coupling for that application.

All hose assemblies should be treated with respect as potential hazards. Fittings, clamps or clips should be checked on a regular basis, and removed from service if damaged.

Shank length of coupling should be 1-1/2 times the inside diameter of the hose.

**Combination nipples should only be used for suction and low pressure discharge applications.**



**WARNING:** Consult with the Coupling

Manufacturer to make sure you choose the correct coupling and proper assembly for the application. Such matching of hose and couplings, and assembling of couplings, should be performed only by trained personnel using proper tools and procedures. Failure to follow manufacturer's instructions or failure to use trained personnel may result in serious bodily injury and/or property damage.

# Couplings General Information

## Coupling Selection

### Coupling Selection

There are two general types of couplings to consider, **field-attachable and permanent**.


**Field-attachable couplings** are usually secured by one of the following methods; flat bands, single bolt, double bolt or interlocking clamps.

Band clamps are generally used for applications requiring cam and groove style couplings (less than

150 psi). Bolt clamps generally offer greater security than bands and are therefore chosen more often for higher pressure applications. They can also be retightened after a hose has been in service.




Flat band clamp



Double bolt clamp



Single bolt clamp



Interlocking clamps

**Permanent couplings** are also used in applications where you could see pressures greater than 150 psi. These end fittings are swaged, crimped or internally expanded onto the hose. Internal expansion couplings exist for full-flow applications and allow easier assembly cleaning.



Cam and groove coupling



King combination nipple coupling or "KC"



Flange end

# Couplings General Information

## Coupling Configurations

### Examples of Coupling Configurations

#### Short Shank



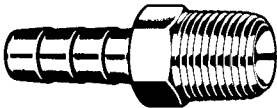
- Service:** Low pressure air and water service
- Size Range:** 3/16" to 1"
- Description:** Cast brass with serrated shank; GHT, NPSM or NPT male and NPSH female; washer seal
- Attachment:** Clamps or bands

#### Long Shank



- Service:** Medium pressure air, water, sanitary and liquids in suction or discharge service
- Size Range:** 3/8" to 4"
- Description:** Machined steel or brass with serrated shank; NPT or NPSM male and female; thread seal to NPT and washer seal to NPSM female Attachment Bands or clamps

#### Barbed Insets



- Service:** Low or medium pressure air, water and fluids
- Size Range:** 3/16" to 1"
- Description:** Machined brass with serrated shank; NPT or NPTF male and rigid female, and NPSM swivel female; thread seal to NPT or NPTF female, and ball end or washer seal to NPSM female
- Attachment:** Bands or clamps

#### Interlocking



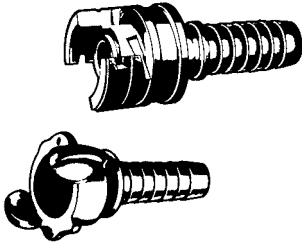
- Service:** High pressure air and water service, steam, high pressure spray, and LPG service
- Size Range:** 1/4" to 6"
- Description:** Plated malleable iron; insert and spud may be either steel or malleable iron; NPT male and female with ground joint or washer seal Attachment Four bolt or two bolt interlocking clamps



# Couplings General Information

## Coupling Configurations

### Quick Acting



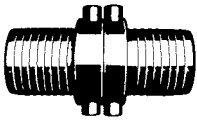
**Service:** Low to medium pressure; air, water or oil service where frequent and fast connections must be made

**Size Range:** 1/4" to 2"

**Description:** Plated malleable iron, stainless steel or bronze

**Attachment:** Interlocking clamps or bands

### Water Suction




**Service:** Heavy duty water discharge and suction service

**Size Range:** 1" to 8"

**Description:** Malleable iron, aluminum and/or brass

**Attachment:** Clamps or bands

### Interlocking Clamp




**Service:** Heavy duty high pressure applications such as air, steam, water, spray, LPG service

**Size Range:** 9/16" to 7 3/16" hose O.D.

**Description:** Malleable iron, plated

**Attachment:** Clamps bolted into position

### Cam and Groove



**Service:** Low and medium pressure water, petroleum and chemical transfer where fast connections are needed; also used for suction service

**Size Range:** 1/2" to 8"

**Description:** Aluminum, bronze, stainless steel, Monel, malleable iron; washer seal with no threads

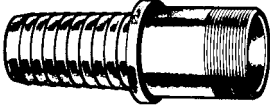
**Attachment:** Clamps, bands, or crimp/swage ferrules

# Couplings General Information

## Coupling Configurations

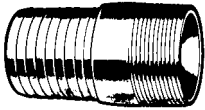
### Examples of Coupling Configurations, continued

#### Swaged or Crimped



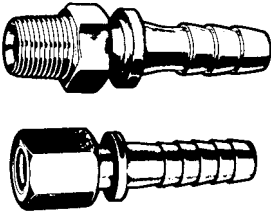
- Service:** For use on all types of hose where high pressures are used
- Size Range:** 1 1/4" to 8"
- Description:** Couplings consist of swaged fittings having serrated steel shanks with ferrules of plated steel
- Attachment:** Swaging or crimping equipment

#### Combination Nipple



- Service:** Low or medium pressure suction and discharge of water, fluids, and material handling
- Size Range:** 1/2" to 12"
- Description:** Tubular steel, stainless, malleable iron, aluminum or brass with serrated shank; NPT male threads, grooved, or beveled for welding
- Attachment:** Clamps or bands

#### Steel Nipple



- Service:** Medium to high pressure: wide variety of applications.
- Size Range:** 1/4" to 1"
- Description:** Machined from cold drawn bar steel, heat treated for toughness
- Attachment:** Interlocking clamps

#### Single Bolt Clamp




- Service:** Low pressure, and suction service on shank couplings, combination nipples, and pipe nipples
- Size Range:** 7/8" to 5 1/4" hose O.D.
- Description:** Cast malleable iron, plated.
- Attachment:** Bolted on hose

# Couplings General Information

## Coupling Configurations

### Double Bolt Clamp




- Service:** Low or medium pressure, and suction service with large sizes of combination nipples, or couplings
- Size Range:** 3 1/2" to 17 1/2" hose O.D.
- Description:** Cast malleable iron, plated, and brass
- Attachment:** Applied over hose and bolted into position

### Band Clamp



- Service:** Low or medium pressure, and suction service
- Size Range:** 3/4" to 6" hose O.D.
- Description:** Pre-formed flat stainless steel, high carbon steel
- Attachment:** Special locking band tool

### Wire Hose Clamp



- Service:** Suitable for medium pressure, air, water or general purpose hose; good for hose with helical wire or corrugations; available in larger sizes for pin lug, serrated pipe nipple or combination nipples
- Size Range:** 5/8" to 13 1/4" hose O.D.
- Description:** Pre-formed round wire made of stainless steel, galvanized steel, copper, bronze or aluminum
- Attachment:** Wire ends pulled and crimped with special tool or machine

### Brass Ferule



- Service:** Low or medium pressure air or water using general purpose hose and brass inserts
- Size Range:** 31/64" to 1 1/2" hose O.D
- Description:** Made from various gauge brass tubing; stamped with Standard Industrial Part Number
- Attachment:** Crimped on using either ribbed or plain die



# Chemical Resistance



# Chemical Resistance

## Charts

Fluid	Hose and Tubing Material																		Metals			
	UHMW	XLPE	PVC	Nitrile	Vinyl Nitrile	Neoprene	Teflon (PTFE)	Teflon (FEP)	Nylon 6/66	EPDM	Hypalon	Natural Rubber/SBR	Hytrel	Polyurethane	CPE	EVA	LLDPE	Nylon 11	PVC / PU Blends	Brass	Steel	316 Stainless
Aluminum Chloride	G	G	G	G	G	G	G	G	X	G	G	G	G	G	G	G	G	X	G	X	X	F
Aluminum Fluoride	G	G	G	G	G	F	G	G	X	G	G	G	—	G	X	G	G	X	G	X	X	X
Aluminum Hydroxide	G	G	G	G	G	G	G	G	G	G	G	G	—	G	G	G	G	G	G	X	F	G
Aluminum Nitrate	G	G	G	G	G	G	G	G	F	G	G	G	—	X	—	G	G	G	G	X	X	G
Aluminum Sulfate	G	G	G	G	G	G	G	G	F	G	G	G	G	G	G	G	G	G	G	X	X	G
Alums	G	G	G	G	G	G	G	G	G	G	G	G	X	G	G	G	G	F	G	X	X	F
Ammonia, Anhydrous	—	—	—	—	—	—	—	—	—	—	—	—	—	—	—	—	—	—	—	X	F	G
Ammonia Solution (10%)	G	G	G	G	G	F	G	G	X	G	G	F	X	X	X	—	G	G	—	X	G	G
Ammonium Chloride	G	G	G	G	G	G	G	G	X	G	G	G	G	F	G	G	G	X	G	X	G	F
Ammonium Hydroxide	G	G	X	F	F	F	G	G	X	G	G	F	X	X	G	G	G	G	F	X	F	G
Ammonium Nitrate	G	G	G	G	G	G	G	G	G	G	G	G	G	X	G	G	G	G	G	—	—	G
Ammonium Phosphate	G	G	F	G	G	G	G	G	G	G	G	G	G	F	G	G	G	G	G	X	X	G
Ammonium Sulfate	G	G	G	G	G	G	G	G	G	G	G	G	G	G	G	G	G	G	G	X	X	F
Amyl Acetate	G	G	X	X	X	X	G	G	G	F	X	X	F	X	X	X	X	G	X	G	F	G
Amyl Alcohol	G	G	X	G	G	F	G	G	G	G	G	G	G	X	G	G	G	G	X	G	F	F
Aniline	G	G	X	X	X	X	G	G	X	X	X	X	X	X	X	X	X	X	X	X	G	G
Aniline Dyes	G	G	X	F	F	F	G	G	X	G	F	F	X	X	X	X	X	X	X	X	X	F
Animal Oils and Fats	G	G	G	G	G	X	G	G	—	F	F	X	G	X	F	X	X	G	X	G	G	G
Anti—Freeze (Glycol Base)	G	G	G	G	G	G	G	G	—	G	G	G	G	X	G	G	F	G	G	G	G	G
Aqua Regia	X	X	X	X	X	X	G	F	X	X	X	X	X	X	X	X	X	X	F	—	X	X
Aromatic Hydrocarbons	G*	G*	X	X	X	X	G	G	G	X	X	X	X	X	X	—	G*	G	—	G	G	G
Asphalt Emulsion	X	X	X	G	X	X	G	G	—	X	X	X	G	X	F	X	—	G	F	G	G	G
Barium Chloride	G	G	G	G	G	G	G	G	—	G	G	G	G	G	G	G	G	G	G	X	F	G
Barium Hydroxide	G	G	G	G	G	G	G	G	G	G	G	G	X	G	G	G	G	G	G	X	G	G
Barium Sulfate	G	G	G	G	G	G	G	G	G	G	G	G	X	G	X	G	G	G	G	G	G	G
Barium Sulfide	G	G	G	G	G	G	G	G	—	G	G	G	X	G	G	G	G	X	G	X	X	G

G - Good      F - Fair      X - Not Recommended      — - Insufficient Information      \*For Intermittent Transfer Only      \*\*Use Approved Freon Hose  
 \*\*\*Use Propane Approved Hose Only      ◇ Use Pinpricked Hose for Gas Applications

# Chemical Resistance

## Charts

Fluid	Hose and Tubing Material																		Metals			
	UHMW	XLPE	PVC	Nitrile	Vinyl Nitrile	Neoprene	Teflon (PTFE)	Teflon (FEP)	Nylon 6/66	EPDM	Hypalon	Natural Rubber/SBR	Hytrek	Polyurethane	CPE	EVA	LLDPE	Nylon 11	PVC / PU Blends	Brass	Steel	316 Stainless
Beet Sugar Liquors	G	G	G	G	G	G	G	G	G	X	G	G	—	X	G	G	G	G	—	X	G	G
Benzaldehyde	G	G	X	X	X	X	G	G	G	F	X	X	X	X	X	X	X	G	X	F	F	G
Benzene, Benzol	G*	G*	X	X	X	X	G	G	G	X	X	X	X	X	F	X	X	G	F	G	G	G
Benzoic Acid	G	G	X	X	X	G	G	G	X	X	X	X	X	X	G	G	G	X	G	F	X	F
Black Sulfate Liquor	G	F	X	F	F	G	G	G	X	G	F	X	G	X	X	G	G	X	G	X	G	G
Bleach Solution	F	F	F	X	X	X	G	G	X	G	F	X	F	F	G	G*	G	X	G	X	X	G
Borax Solution	G	G	G	F	F	G	G	G	—	G	G	G	G	G	G	G	G	G	G	G	G	G
Boric Acid	G	G	G	G	G	G	G	G	G	G	G	G	G	G	X	G	G	G	G	X	X	G
Brake Fluid (Glycol Ether Base)	G	G	X	X	X	F	G	G	—	G	X	X	—	X	G	—	X	G	X	G	G	G
Brine	G	G	G	G	G	G	G	G	—	G	G	G	G	X	G	G	G	G	G	—	X	F
Bromine	X	X	X	X	X	X	G	X	X	X	X	X	X	X	X	X	X	X	X	X	X	X
Butyl Acetate	G	G	X	X	X	X	G	G	—	F	X	X	F	X	F	—	X	G	X	G	G	G
Butyl Alcohol, Butanol	G	G	X	G	G	G	G	G	G	G	G	G	G	X	G	G	G	G	F	G	G	G
Calcium Bisulfite	G	G	G	G	G	G	G	G	X	G	G	G	X	G	X	G	G	G	G	X	X	X
Calcium Chloride	G	G	G	G	G	G	G	G	X	G	G	G	G	G	G	G	G	G	G	X	F	F
Calcium Hydroxide	G	G	G	F	F	G	G	G	G	G	F	G	G	X	G	G	G	G	F	G	G	G
Calcium Hypochlorite	G	G	G	F	F	F	G	G	X	G	F	X	F	X	G	G	G	X	G	F	X	F
Cane Sugar Liquors	G	G	G	G	G	G	G	G	—	G	G	G	G	X	G	G	G	G	—	F	G	G
Carbon Dioxide (Dry)	G	G	G	G	G	G	G	G	G	G	G	F	G	G	G	G	G	G	G	G	G	G
Carbon Dioxide (Wet)	G	G	G	G	G	G	G	G	G	G	G	F	—	G	—	G	G	G	F	G	G	G
Carbon Disulfide (Bisulfide)	F	X	X	X	X	X	G	G	X	X	X	X	X	G	X	—	X	X	—	G	G	G
Carbon Monoxide (Hot)	—	—	X	F	F	F	G	G	X	F	G	X	G	F	G	G	X	X	G	X	F	G
Carbon Tetrachloride	G*	G*	X	X	X	X	G	G	G	X	X	X	F	X	X	—	X	G	X	G	G	G
Carbonic Acid	G	G	G	G	G	G	G	G	—	G	G	G	X	G	X	G	G	G	G	X	X	F
Castor Oil	G	G	G	G	G	F	G	G	—	F	G	X	F	F	G	X	X	G	G	G	G	G
Cellosolve Acetate	G	G	X	X	X	X	G	G	—	F	F	X	X	X	X	—	G	G	X	X	G	G
Chlorinated Solvents	G*	G*	X	X	X	X	G	G	G	X	X	X	X	X	X	—	X	F	X	G	G	F

G - Good      F - Fair      X - Not Recommended      — - Insufficient Information      \*For Intermittent Transfer Only      \*\*Use Approved Freon Hose  
 \*\*\*Use Propane Approved Hose Only      ◇ Use Pinpricked Hose for Gas Applications

# Chemical Resistance

## Charts

Fluid	Hose and Tubing Material																		Metals			
	UHMW	XLPE	PVC	Nitrile	Vinyl Nitrile	Neoprene	Teflon (PTFE)	Teflon (FEP)	Nylon 6/66	EPDM	Hypalon	Natural Rubber/SBR	Hytrel	Polyurethane	CPE	EVA	LLDPE	Nylon 11	PVC / PU Blends	Brass	Steel	316 Stainless
Chloroacetic Acid	G	G	X	X	X	X	G	G	X	F	X	X	X	X	X	X	X	X	F	X	X	F
Chloro-benzene	G*	G*	X	X	X	X	G	G	X	X	X	X	X	—	X	X	X	X	X	F	F	G
Chlorine Gas (Dry)	X	X	X	X	X	X	G	X	X	X	X	X	X	X	X	X	X	X	G	F	F	G
Chlorine Gas (Wet)	X	X	X	X	X	X	G	X	X	X	X	X	X	X	X	X	X	X	F	X	X	X
Chloroform	G*	G*	X	X	X	X	G	G	G	X	X	X	X	X	X	X	X	F	U	G	G	G
Chlorosulfonic Acid	F*	F*	X	X	X	X	G	G	X	X	X	X	X	X	X	X	X	X	X	X	F	X
Chromic Acid (under 25%)	G	X	F	X	X	X	G	G	X	G	G	X	X	X	X	G	F	X	G	X	X	G
Chromic Acid (25-40%)	G	X	X	X	X	X	G	G	X	G	G	X	X	X	X	F	X	X	F	X	X	F
Citric Acid	G	G	G	F	F	G	G	G	F	G	G	G	G	X	X	G	G	X	G	X	X	G
Coke Oven Gas	X	X	X	X	X	X	G	G	—	X	X	X	—	X	X	—	G	—	G	F	G	G
Copper Chloride	G	G	G	G	G	F	G	G	X	G	G	G	G	X	G	G	G	X	G	X	X	G
Copper Cyanide	G	G	G	G	G	F	G	G	G	G	G	G	—	G	—	G	G	G	G	X	X	G
Copper Sulfate	G	G	G	G	G	G	G	G	G	G	G	G	G	G	G	G	G	G	G	X	X	G
Corn Syrup (Non-food)	G	G	G	G	G	F	G	G	—	G	F	F	G	G	—	G	G	G	G	—	G	G
Cottonseed Oil	G	G	F	G	G	X	G	G	—	F	F	X	G	G	G	G	G	G	G	G	G	G
Creosote	G	G	X	F	F	X	G	G	X	X	F	X	X	F	F	X	X	X	X	F	—	G
Cresol	G	G	X	X	X	X	G	G	X	X	X	X	X	G	X	X	X	—	—	G	G	G
Cyclohexanol	G	G	X	F	F	F	G	G	G	G	G	F	—	—	G	G	F	G	X	G	F	G
Dextrose (Food Grade)	G	X	X	X	X	X	G	G	X	X	X	X	X	X	G	G	X	—	—	—	—	G
Dichloro-benzene	G*	G*	X	X	X	X	G	G	—	X	X	X	X	X	X	X	X	G	X	—	—	G
Diesel Fuel	G	G	X	G	G	X	G	G	—	X	F	X	F	F	G	—	X	G	—	G	G	G
Diethanol-amine	G	G	X	F	X	X	G	G	—	G	X	F	X	X	—	—	—	G	—	X	G	G
Diethylene-triamine	G	G	X	F	X	X	G	G	X	G	X	F	—	X	—	—	G	X	—	—	—	—
Dowtherm A	—	—	X	X	X	X	G	G	X	X	X	X	X	—	X	X	X	X	X	X	F	G
Enamel (Solvent Base)	G	G	X	F	F	X	G	G	—	X	X	X	G	—	G	—	G	G	—	G	—	G
Ethanolamine	G	G	X	F	F	X	G	G	—	G	X	G	—	X	—	—	G	G	—	X	G	G
Ethers (Ethyl Ether)	G	G	X	X	X	X	G	G	—	X	X	X	X	G	X	X	G	X	G	G	G	G
Ethyl Alcohol	G	G	F	G	G	G	G	G	G	G	G	G	G	G	F	G	G	G	F	G	G	G

G - Good      F - Fair      X - Not Recommended      — - Insufficient Information      \*For Intermittent Transfer Only      \*\*Use Approved Freon Hose  
 \*\*\*Use Propane Approved Hose Only      ◇ Use Pinpricked Hose for Gas Applications



# Chemical Resistance

## Charts

Fluid	Hose and Tubing Material																			Metals		
	UHMW	XLPE	PVC	Nitrile	Vinyl Nitrile	Neoprene	Teflon (PTFE)	Teflon (FEP)	Nylon 6/66	EPDM	Hypalon	Natural Rubber/SBR	Hytrek	Polyurethane	CPE	EVA	LLDPE	Nylon 11	PVC / PU Blends	Brass	Steel	316 Stainless
Ethyl Acetate	G	G	X	X	X	X	G	G	G	G	X	X	F	X	F	F	G	G	X	G	G	G
Ethyl Acrylate	G	G	X	X	X	X	G	G	—	F	X	X	—	X	F	—	—	X	X	—	G	G
Ethyl Methacrylate	G	G	X	X	X	X	G	G	—	F	X	X	—	X	F	—	—	X	—	—	G	G
Ethylamine	G	G	X	X	X	X	G	G	X	F	X	X	—	X	—	—	G	X	—	G	—	G
Ethyl Cellulose	G	G	X	F	F	F	G	G	—	F	F	G	—	F	G	—	G	F	—	F	G	F
Ethyl Chloride	G*	G*	X	X	X	X	G	G	—	X	X	X	X	F	X	X	X	G	X	F	F	G
Ethylene-diamine	G	G	X	F	X	G	G	G	X	G	F	G	—	X	—	—	G	X	—	G	G	G
Ethylene Dibromide	G	G	X	X	X	X	G	G	—	X	X	X	—	X	—	—	—	F	—	—	—	—
Ethylene Dichloride	G*	G*	X	X	X	X	G	G	—	X	X	X	X	X	X	X	X	F	X	G	X	X
Ethylene Glycol	G	G	G	G	G	G	G	G	G	G	G	G	G	F	G	G	G	G	G	F	G	G
Ethylene Oxide	G	G	X	X	X	X	G	G	—	X	X	X	G	X	X	X	X	G	X	X	F	F
Fatty Acids	G	G	G	F	F	X	G	G	G	F	X	X	G	—	F	F	G	G	G	F	F	G
Ferric Chloride 5%	G	G	G	G	G	G	G	G	G	G	G	G	—	F	G	G	G	G	G	X	X	X
Ferric Sulfate	G	G	G	G	G	G	G	G	G	G	G	G	G	—	G	G	G	G	G	X	X	F
Fertilizer Salts Solution	G	G	G	F	F	F	G	G	—	G	G	G	—	—	—	—	F	G	—	—	—	G
Formaldehyde	G	G	X	F	F	F	G	G	G	G	X	F	F	X	G	G	G	X	G	F	X	G
Formic Acid	G	G	X	F	F	F	G	G	X	G	X	X	X	X	G	G	G	X	—	F	X	G
Freon 12**	—	—	—	—	—	—	G	—	—	—	—	—	—	—	—	—	—	—	—	G	G	G
Freon 134a**	—	—	—	—	—	—	G	—	—	—	—	—	—	—	—	—	—	—	—	—	G	G
Fuel Oil	G	G	F	G	G	F	G	G	—	X	X	X	—	F	G	X	X	G	G	F	G	G
Furfural	G	G	X	X	X	X	G	G	X	F	F	X	—	—	F	X	X	X	X	F	G	G
Gasoline (Refined)	G	G	X	F	F	X	G	G	G	X	X	X	G	F	G	—	X	G	X	G	G	G
Gasoline (Unleaded)	G	G	X	G	G	X	G	G	G	X	F	X	X	X	G	—	X	G	F	G	G	G
Gasoline (10% Ethanol)	G	G	X	G	G	X	G	G	G	X	X	X	X	X	—	—	X	G	F	G	G	G
Gasoline (10% Methanol)	G	G	X	F	F	X	G	G	G	X	X	X	X	X	—	—	X	G	F	G	G	G
Glucose (Non-food)	G	G	G	G	G	G	G	G	G	G	G	G	G	G	G	G	G	G	G	G	G	G
Glycerine, Glycerol (Non-food)	G	G	G	G	G	G	G	G	G	G	G	G	G	X	G	G	G	G	G	G	G	G
Greases	G	G	G	G	G	F	G	G	G	X	F	X	G	G	G	—	G	G	G	G	G	G
Green Sulfate Liquor	G	G	G	F	F	F	G	G	X	G	G	G	X	G	X	G	G	X	F	X	X	G
Heptane	G	G	X	G	G	F	G	G	G	X	F	X	G	F	G	X	X	G	G	G	G	G

G - Good      F - Fair      X - Not Recommended      — - Insufficient Information      \*For Intermittent Transfer Only      \*\*Use Approved Freon Hose  
 \*\*\*Use Propane Approved Hose Only      ◇ Use Pinpricked Hose for Gas Applications

# Chemical Resistance

## Charts

Fluid	Hose and Tubing Material																		Metals			
	UHMW	XLPE	PVC	Nitrile	Vinyl Nitrile	Neoprene	Teflon (PTFE)	Teflon (FEP)	Nylon 6/66	EPDM	Hypalon	Natural Rubber/SBR	Hytrel	Polyurethane	CPE	EVA	LLDPE	Nylon 11	PVC / PU Blends	Brass	Steel	316 Stainless
Hexane	G	G	X	G	G	F	G	G	G	X	F	X	G	F	G	X	X	G	X	G	G	G
Houghto Safe 273 to 640	G	G	F	G	G	G	G	—	G	—	F	—	X	G	—	G	G	—	G	G	G	G
Houghto Safe 5046, 5047F	G	G	G	G	G	G	G	—	X	X	X	G	X	G	—	G	G	—	G	G	G	G
Houghto Safe 1000 Series	G	G	X	X	X	X	G	G	—	G	X	X	—	X	—	X	G	—	G	G	G	G
Hydraulic Oils:																						
Straight Petroleum Base	G	G	G	G	G	F	G	G	G	X	F	X	G	G	G	F	G	G	G	G	G	G
Water Petroleum Emulsion	G	G	—	G	G	F	G	G	—	X	F	X	G	X	G	—	F	G	—	G	G	G
Water Glycol	G	G	X	G	G	G	G	G	G	X	F	X	X	G	—	—	G	—	G	G	G	G
Hydraulic Oils:																						
Straight Phosphate Ester	G	G	X	X	X	X	G	G	G	X	X	—	X	G	—	X	G	—	G	G	G	G
Phos. Ester/Petroleum Blend	G	G	X	X	X	X	G	G	G	X	X	X	—	X	G	—	X	G	—	G	G	G
Polyol Ester	G	G	—	G	G	X	G	G	—	X	—	X	—	G	G	—	—	G	—	G	G	G
Hydrobromic Acid (under 48%)	G	G	G	X	X	X	G	G	X	G	G	X	X	X	G	G	G	X	G	X	X	X
Hydrochloric Acid	G	G	G	X	X	X	G	G	X	G	G	X	X	X	G	G	G	X	G	X	X	X
Hydrocyanic Acid	G	G	G	F	F	X	G	G	X	F	G	X	X	—	X	G	G	X	F	X	F	G
Hydrofluoric Acid (under 50%)	G	G	F	X	X	X	G	G	X	F	G	X	X	X	X	G	F	X	G	X	X	G
Hydrofluoric Acid (over 50%)	G	G	X	X	X	X	G	G	X	X	G	X	X	X	X	G	X	X	G	X	X	G
Hydrofluosilicic Acid	G	G	G	F	F	X	G	G	X	G	G	X	—	—	G	—	G	X	—	X	X	X
Hydrogen	—	—	—	—	—	—	—	—	—	—	—	—	—	—	F	—	—	F	—	—	G	G
Hydrogen Peroxide	F	F	—	X	X	X	G	G	X	F	X	X	—	—	G	X	G	X	F	X	X	G
Hydrogen Sulfide	G	G	G	X	X	X	G	G	X	X	F	X	G	—	X	G	G	X	G	F	F	F
Hydrolube	G	G	G	G	G	F	G	G	—	G	—	—	F	X	—	—	G	G	—	G	G	G
Iodine	F	F	X	F	X	X	G	G	X	G	G	X	—	X	G	X	X	X	X	X	X	X
Isocyanates	G	X	X	X	X	X	G	—	X	X	X	X	X	X	—	X	X	—	—	—	—	—
Isopropyl Alcohol, Isopropanol	G	G	G	G	G	G	G	G	G	G	G	G	G	X	G	—	G	G	G	G	G	G
Isopropylamine	G	G	X	X	X	F	G	G	—	F	X	F	—	—	—	—	—	X	—	G	—	G
Iso-Octane	G	G	X	G	G	F	G	G	G	X	F	X	G	X	G	—	X	G	X	G	G	G
Jet Fuel (Transfer Only)	G	G	X	G	G	F	G	G	G	X	X	X	G	F	G	—	X	G	X	G	F	G

G - Good    F - Fair    X - Not Recommended    — - Insufficient Information    \*For Intermittent Transfer Only    \*\*Use Approved Freon Hose  
 \*\*\*Use Propane Approved Hose Only    ◇ Use Pinpricked Hose for Gas Applications

# Chemical Resistance

## Charts

Fluid	Hose and Tubing Material																		Metals			
	UHMW	XLPE	PVC	Nitrile	Vinyl Nitrile	Neoprene	Teflon (PTFE)	Teflon (FEP)	Nylon 6/66	EPDM	Hypalon	Natural Rubber/SBR	Hytre	Polyurethane	CPE	EVA	LLDPE	Nylon 11	PVC / PU Blends	Brass	Steel	316 Stainless
Kerosene	G	G	X	G	G	F	G	G	G	X	F	X	F	G	G	X	X	G	X	G	G	G
Lacquer	G	G	X	X	X	X	G	G	G	X	X	X	X	X	F	X	F	G	X	G	X	G
Lacquer Solvents	G	G	X	X	X	X	G	G	G	X	X	X	F	X	F	X	F	G	X	G	X	G
Lactic Acid	G	G	G	X	X	G	G	G	G	F	G	X	X	X	X	G	G	G	G	F	F	G
Lime Sulfur	G	G	G	X	X	G	G	G	F	G	F	F	—	—	—	G	G	G	G	X	—	G
Lindol	G	G	—	X	X	X	G	G	G	G	X	X	—	X	—	—	—	G	X	F	G	G
Linseed Oil	G	G	G	G	G	X	G	G	G	X	F	X	F	F	G	X	G	G	G	F	G	G
Lubricating Oils	G	G	G	G	G	F	G	G	G	X	F	X	G	F	G	X	G	G	G	G	G	G
Lye	G	G	G	F	F	G	G	G	F	G	G	G	—	X	F	—	G	G	—	F	X	G
Magnesium Chloride	G	G	G	G	G	G	G	G	G	G	G	G	—	G	G	G	G	G	G	F	F	G
Magnesium Hydroxide	G	G	G	F	F	G	G	G	G	G	F	G	—	X	G	G	G	G	G	G	G	G
Magnesium Sulfate	G	G	G	G	G	G	G	G	G	G	G	G	—	—	G	G	G	G	G	F	G	G
Mercuric Chloride	G	G	F	F	F	G	G	G	X	G	G	F	—	—	X	G	G	X	G	X	X	X
Mercury	G	G	F	G	G	G	G	G	G	G	G	F	G	G	G	G	G	G	G	X	G	G
Methyl Alc., Methanol	G	G	X	G	G	G	G	G	G	G	G	G	G	F	G	G	G	G	X	F	G	G
Methyl Acrylate	G	G	X	X	X	X	G	G	X	F	X	X	—	X	X	—	—	X	—	G	G	G
Methyl Bromide	X	X	X	X	X	X	G	G	F	X	X	X	X	X	X	X	X	G	X	G	G	G
Methyl Chloride	G*	G*	X	X	X	X	G	G	G	X	X	X	X	X	F	X	X	G	X	G	G	G
Methylene Chloride	G*	G*	X	X	X	X	G	G	F	X	X	X	X	X	X	X	X	F	X	G	G	G
Methyl-t-Butyl Ether (MTBE)	G	G	X	F	F	X	G	G	G	X	X	X	—	—	G	—	—	G	—	—	G	G
Methyl Ethyl Ketone	G	G	X	X	X	X	G	G	F	X	X	G	X	X	X	G	G	X	G	G	G	G
Methyl Iso-butyl Ketone	G	G	X	X	X	X	G	G	G	F	X	X	—	X	X	X	G	G	X	G	G	G
Methyl Iso-propyl Ketone	G	G	X	X	X	X	G	G	G	F	X	X	—	X	X	—	G	G	X	G	G	G
Methyl Methacrylate	G	G	X	X	X	X	G	G	—	X	X	X	—	X	X	—	—	G	—	—	G	G
Mineral Oil	G	G	F	G	G	F	G	G	G	X	F	X	G	G	G	X	X	G	G	G	G	G
Mineral Spirits	G	G	X	G	G	F	G	G	G	X	X	X	G	F	G	—	G	G	—	G	G	G
Naphtha	G	G	X	F	F	F	G	G	G	X	X	X	G	F	G	X	G	G	X	F	G	G
Naphthalene	G	G	X	X	X	X	G	G	G	X	X	X	F	F	G	X	X	G	X	F	G	G

G - Good      F - Fair      X - Not Recommended      — - Insufficient Information      \*For Intermittent Transfer Only      \*\*Use Approved Freon Hose  
 \*\*\*Use Propane Approved Hose Only      ◇ Use Pinpricked Hose for Gas Applications

# Chemical Resistance

## Charts

Fluid	Hose and Tubing Material																	Metals				
	UHMW	XLPE	PVC	Nitrile	Vinyl Nitrile	Neoprene	Teflon (PTFE)	Teflon (FEP)	Nylon 6/66	EPDM	Hypalon	Natural Rubber/SBR	Hytrel	Polyurethane	CPE	EVA	LLDPE	Nylon 11	PVC / PU Blends	Brass	Steel	316 Stainless
Nickel Acetate	G	G	G	X	X	G	G	G	G	G	G	—	X	—	G	G	G	G	G	G	G	G
Nickel Chloride	G	G	G	G	G	F	G	G	G	G	G	G	X	X	G	G	G	G	G	X	X	F
Nickel Sulfate	G	G	G	G	G	F	G	G	G	G	G	—	F	G	G	G	G	G	X	X	G	
Nitric Acid (under 35%)	G	F*	G	X	X	X	G	G	X	F	F	X	X	X	X	G	F*	X	G	X	X	G
Nitric Acid (35% to 60%)	F	X	F	X	X	X	G	G	X	X	X	X	X	X	X	X	X	X	X	X	X	G
Nitric Acid (over 60%)	X	X	X	X	X	X	G	G	X	X	X	X	X	X	X	X	X	X	X	X	X	G
Nitrobenzene	G	G	X	X	X	X	G	G	—	X	X	X	X	X	X	X	X	X	X	F	G	G
Nitrogen Gas ◇	G	G	G	G	G	G	G	G	G	G	G	—	G	G	—	G	G	—	G	G	G	G
Nitrous Oxide	G	G	X	X	X	X	G	G	F	X	X	G	X	X	X	—	X	F	G	G	G	G
Oleic Acid	G	G	F	F	F	X	G	G	G	F	F	X	G	F	G	X	G	G	G	F	F	G
Oleum (Fuming Sulfuric Acid)	X	X	X	X	X	X	G	G	X	X	X	X	X	X	X	X	X	X	X	X	F	G
Oxalic Acid	G	G	G	X	X	X	G	G	X	G	X	X	—	G	G	G	X	G	F	X	G	G
Oxygen (non-breathing, non-welding) ◇	G	G	G	F	F	G	G	G	G	G	F	G	G	G	G	G	G	G	G	G	G	G
Ozone (300 ppm)	F	F	X	X	X	X	G	G	X	G	G	X	X	G	G	X	X	X	X	—	F	G
Paint (Solvent Base)	G	G	X	F	F	X	G	G	G	X	X	X	—	X	—	—	F	G	—	G	G	G
Palmitic Acid	G	G	F	F	F	F	G	G	G	F	X	X	G	X	G	F	G	G	F	X	F	F
Paper Mill Liquors	G	G	X	F	F	F	G	G	X	G	F	F	X	X	—	—	X	X	—	—	—	—
Pentane	G	G	X	G	G	F	G	G	—	X	F	X	G	X	G	—	X	G	X	G	G	G
Perchloro-ethylene	G*	G*	X	X	X	X	G	G	G	X	X	X	X	X	X	—	F	X	F	F	G	G
Petroleum Ether	G	G	X	G	F	X	G	G	G	X	X	X	—	G	G	X	X	G	F	G	G	G
Petroleum Oils	G	G	G	G	G	F	G	G	G	X	F	X	G	G	G	—	G	G	—	G	G	G
Phenol	G	G	X	X	X	X	G	G	X	X	X	X	—	G	X	X	X	X	F	X	F	F
Phosphoric Acid (to 85%)	G	G	G	X	X	F	G	G	X	G	G	F	X	X	X	G	G	X	G	X	X	F
Picric Acid (Molten)	X	X	X	X	X	X	G	G	X	X	F	X	X	X	X	G	X	X	X	X	X	F
Picric Acid (Solution)	G	G	X	F	F	X	G	G	X	F	G	X	X	F	X	G	X	X	X	X	X	F
Potassium Chloride	G	G	G	G	G	G	G	G	G	G	G	—	G	G	G	G	G	G	G	F	X	G

G - Good      F - Fair      X - Not Recommended      — - Insufficient Information      \*For Intermittent Transfer Only      \*\*Use Approved Freon Hose  
 ◇ Use Pinpricked hose for gas applications

# Chemical Resistance

## Charts

Fluid	Hose and Tubing Material																			Metals		
	UHMW	XLPE	PVC	Nitrile	Vinyl Nitrile	Neoprene	Teflon (PTFE)	Teflon (FEP)	Nylon 6/66	EPDM	Hypalon	Natural Rubber/SBR	HytreI	Polyurethane	CPE	EVA	LLDPE	Nylon 11	PVC / PU Blends	Brass	Steel	316 Stainless
Potassium Cyanide	G	G	G	G	G	G	G	G	G	G	G	G	G	G	F	G	G	G	F	X	G	G
Potassium Dichromate	G	G	G	X	X	X	G	G	—	G	X	X	—	G	G	G	G	F	G	X	G	G
Potassium Hydroxide	G	G	G	F	F	F	G	G	F	G	G	G	F	X	G	G	G	G	G	F	X	G
Potassium Permanganate	G	G	G	X	X	X	G	G	X	G	G	G	X	X	—	X	G	X	G	—	—	—
Potassium Sulfate	G	G	G	G	G	G	G	G	G	G	G	G	—	G	G	G	G	G	G	F	F	G
Propane Liquid***	—	—	—	G	—	—	—	G	—	—	—	—	—	—	X	—	—	—	G	G	G	
Propylene Glycol	G	G	F	G	F	G	G	G	—	G	G	G	G	—	G	G	G	G	—	F	G	G
Pyridine	G	G	X	X	X	X	G	G	X	F	X	X	X	X	—	G	X	—	F	G	G	
Sea Water	G	G	G	G	G	G	G	G	G	G	G	G	G	X	G	G	G	G	G	G	F	G
Silver Nitrate	G	G	G	G	G	G	G	G	G	G	G	G	—	G	—	G	G	G	G	X	X	F
Skydrol	G	G	X	X	X	X	G	G	G	G	X	X	—	X	G	—	X	G	—	G	G	G
Soap Solution	G	G	G	G	G	F	G	G	G	G	G	X	G	G	G	G	X	G	G	G	G	G
Sodium Bicarbonate	G	G	G	G	G	G	G	G	G	G	G	G	G	G	G	G	G	G	G	F	F	G
Sodium Bisulfate	G	G	G	G	G	G	G	G	G	G	G	G	X	G	G	G	G	G	G	F	F	F
Sodium Bisulfite	G	G	G	G	G	G	G	G	G	G	G	G	G	G	G	G	G	G	G	F	X	G
Sodium Borate	G	G	G	G	G	G	G	G	G	G	G	G	G	G	—	—	G	G	—	G	G	G
Sodium Carbonate	G	G	G	G	G	G	G	G	G	G	G	G	G	G	G	G	G	G	G	X	G	G
Sodium Chloride	G	G	G	G	G	G	G	G	G	G	G	G	G	G	G	G	G	G	G	X	F	G
Sodium Cyanide	G	G	G	G	G	G	G	G	G	G	G	G	G	G	G	G	G	G	G	X	F	G
Sodium Hydroxide	G	G	G	F	F	G	G	G	F	G	G	G	—	X	F	G	G	G	F	F	X	G
Sodium Hypochlorite	G	G	G	X	X	X	G	G	X	G	G	X	G	X	F	G	G	X	G	X	X	F
Sodium Nitrate	G	G	G	G	G	F	G	G	G	G	G	G	G	F	G	G	G	G	G	F	G	G
Sodium Perborate	G	G	G	G	G	X	G	G	F	G	X	G	G	X	X	—	G	G	—	F	F	G
Sodium Peroxide	G	G	X	F	F	F	G	G	X	G	F	X	G	X	X	—	X	G	—	X	F	G
Sodium Phosphates	G	G	G	G	G	F	G	G	G	G	G	G	G	G	X	G	G	G	G	F	F	F
Sodium Silicate	G	G	G	G	G	G	G	G	G	G	G	G	G	G	G	G	G	G	G	F	F	G

G - Good      F - Fair      X - Not Recommended      — - Insufficient Information      \*For Intermittent Transfer Only      \*\*Use Approved Freon Hose  
 \*\*\*Use Propane Approved Hose Only      ◇ Use Pinpricked Hose for Gas Applications

# Chemical Resistance

## Charts

Fluid	Hose and Tubing Material																		Metals			
	UHMW	XLPE	PVC	Nitrile	Vinyl Nitrile	Neoprene	Teflon (PTFE)	Teflon (FEP)	Nylon 6/66	EPDM	Hypalon	Natural Rubber/SBR	Hytre	Polyurethane	CPE	EVA	LLDPE	Nylon 11	PVC / PU Blends	Brass	Steel	316 Stainless
Sodium Sulfate	G	G	G	G	G	G	G	G	G	G	G	G	G	G	G	G	G	G	G	F	F	G
Sodium Sulfide	G	G	G	G	G	G	G	G	G	G	G	G	G	G	G	G	G	G	G	X	X	G
Sodium Thiosulfate	G	G	G	G	G	G	G	G	G	G	G	—	G	G	G	G	G	G	G	X	X	G
Soybean Oil	G	G	F	G	G	F	G	G	—	F	G	X	G	G	G	—	G	G	—	G	G	G
Stannic Chloride	G	G	G	G	G	X	G	G	X	G	G	G	G	G	G	G	G	F	G	X	X	X
Steam 450°F	X	X	X	X	X	X	G	G	X	G	X	X	X	X	—	X	X	—	F	F	G	
Stearic Acid	G	G	F	F	F	F	G	G	G	F	F	X	G	G	G	G	G	G	F	X	X	G
Stoddard Solvent	G	G	X	G	G	F	G	G	G	X	X	X	G	G	G	X	X	G	G	G	G	G
Styrene	G*	G*	X	X	X	X	G	G	G	X	X	X	X	X	—	X	G	X	G	G	G	G
Sulfur 70°F	G	G	F	X	X	G	G	G	G	G	G	X	G	F	G	G	G	G	G	X	X	G
Sulfur 200°F	X	X	X	X	X	X	G	G	X	X	G	X	X	X	—	X	X	—	X	X	G	G
Sulfur Chloride	G	G	X	X	X	X	G	G	X	X	F	X	X	X	G	—	G	X	—	X	X	X
Sulfur Dioxide	X	X	X	X	X	X	G	G	X	G	X	X	X	X	X	X	X	X	F	X	—	G
Sulfuric Acid (under 50%)	G	G	G	X	X	X	G	G	X	G	G	X	X	X	X	G	G	X	G	X	X	X
Sulfuric Acid (51% to 70%)	G	G	G	X	X	X	G	G	X	F	G	X	X	X	X	X	X	X	F	X	X	X
Sulfuric Acid (71% to 95%)	G	F	X	X	X	X	G	G	X	F	F	X	X	X	X	X	X	X	G	X	X	X
Sulfuric Acid (96% to 98%)	G	X	X	X	X	X	G	G	X	X	X	X	X	X	X	X	X	X	X	X	X	X
Tannic Acid	G	G	G	F	F	F	G	G	X	G	G	G	G	G	G	G	G	X	G	F	X	G
Tar	X	X	X	F	F	F	G	G	G	X	X	X	G	F	F	—	X	X	—	F	F	G
Tartaric Acid	G	G	G	G	G	F	G	G	G	G	G	G	—	G	G	G	G	G	G	F	X	F
Tetrachloro-ethane	G*	G*	X	X	X	X	G	G	—	X	X	X	X	X	—	F	F	X	—	—	—	G
Tetrahydrofuran (THF)	G	G	X	X	X	X	G	G	—	X	X	X	—	X	—	X	X	G	X	—	—	G
Toluene	G*	G*	X	X	X	X	G	G	G	X	X	X	X	X	X	G*	G	X	G	G	G	G
Transmission Oil (Petrol. Base)	G	G	G	G	G	F	G	G	G	X	F	X	G	G	G	X	G	G	—	G	G	G
Trichloro-ethane	G*	G*	X	X	X	X	G	G	G	X	X	X	X	X	—	G*	F	—	G	G	G	G
Trichloro-ethylene	G*	G*	X	X	X	X	G	G	G	X	X	X	X	X	X	G*	F	—	G	G	G	G
Tung Oil	G	G	—	G	G	F	G	G	—	X	F	X	G	F	X	—	—	G	—	F	G	G
Turpentine	G	G	X	F	F	X	G	G	G	X	X	X	F	X	F	X	G	G	G	F	G	G
Urea (Water Solution)	G	G	G	X	X	G	G	G	G	G	G	G	G	G	G	G	G	G	G	—	G	G

G - Good      F - Fair      X - Not Recommended      — - Insufficient Information      \*For Intermittent Transfer Only      \*\*Use Approved Freon Hose

\*\*\*Use Propane Approved Hose Only

◇ Use Pinpricked Hose for Gas Applications

# Chemical Resistance

## Charts

Fluid	Hose and Tubing Material																			Metals		
	UHMW	XLPE	PVC	Nitrile	Vinyl Nitrile	Neoprene	Teflon (PTFE)	Teflon (FEP)	Nylon 6/66	EPDM	Hypalon	Natural Rubber/SBR	Hytel	Polyurethane	CPE	EVA	LLDPE	Nylon 11	PVC / PU Blends	Brass	Steel	316 Stainless
Uric Acid	G	G	G	—	—	—	G	G	G	—	—	—	X	X	—	G	G	G	G	—	—	F
Varnish	G	G	X	X	X	X	G	G	G	X	X	X	—	X	F	X	G	G	X	G	G	G
Vegetable Oil (Non-food)	G	G	F	G	G	X	G	G	G	X	G	X	—	G	—	X	G	G	G	G	G	G
Vinegar	G	G	G	F	F	G	G	G	X	G	G	F	—	X	F	G	G	G	—	X	F	G
Vinyl Acetate	G	G	X	X	X	X	G	G	—	F	X	X	—	X	—	X	—	G	X	F	G	G
Water (non-potable)	G	G	G	G	G	G	G	G	G	G	G	G	G	G	G	G	G	G	G	F	F	G
Water—Glycol Mixture	G	G	X	G	G	G	G	G	G	G	X	F	X	X	G	G	—	G	G	G	G	G
Water—Petroleum Mixture	G	G	—	G	G	F	G	G	G	X	F	X	G	X	G	G	F	G	G	G	G	G
Xylene	G*	G*	X	X	X	X	G	G	G	X	X	X	F	X	X	X	G*	G	X	G	G	G
Zinc Chloride	G	G	G	G	G	G	G	G	X	G	G	G	X	G	X	G	G	X	G	X	X	X
Zinc Sulfate	G	G	G	G	G	G	G	G	G	G	G	G	—	G	X	G	G	G	G	X	X	G

G - Good      F - Fair      X - Not Recommended      — - Insufficient Information      \*For Intermittent Transfer Only      \*\*Use Approved Freon Hose  
 \*\*\*Use Propane Approved Hose Only      ◇ Use Pinpricked Hose for Gas Applications

# Eaton Industrial Hose Reminder

## Proper Hose Storage



### Proper Storage of Hose Product

Proper storage conditions can enhance and extend substantially the ultimate life of hose product. Rubber hose products in storage can be affected adversely by temperature, humidity, ozone, sunlight, oils, solvents, corrosive liquids and fumes, insects, rodents and radioactive materials. The appropriate method of storing hose depends to a great extent on its size (diameter and length), and the way in which it is packaged. Hose should not be piled or stacked to such an extent that the weight of the stack creates distortions on the bottom. Since hose products vary considerably in size, weight and length, it is not practical to establish definite recommendations on this point. Hose having a very light wall will not support as much load as would a hose having a wire reinforcement. Hose which is shipped in coils or bales should be stored so that the coils are in a horizontal plane.

### Notes

---

---

---

---

---

---

---

---

---

---

---

---

---

---

---

---

---

---

---

---

---

---


---

---



# General Hose Information

General Hose Information . . . . . O-2 – O-11  
Index . . . . . O-20



# General Hose Information

## Hose Construction

### Hose Construction

A hose consists of three components including the tube, reinforcement, and cover. Each component serves an important function in contributing to the overall performance of the hose.

#### Components of a hose:

##### Tube functions:

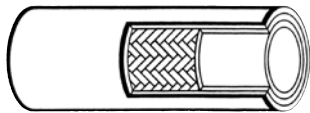
- Conveys media
- Temperature resistant
- Protects reinforcement and cover
- Dissipates static electricity

##### Reinforcement functions:

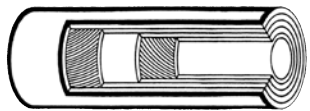
- Supports pressure/vacuum
- Supports tube
- Controls elongation/shrinking of hose OD/ID
- Helps fitting retention

##### Reinforcement types:

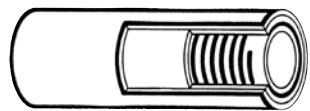
- 1) Braid - carbon steel or fiber
- 2) Spiral - carbon steel or fiber
- 3) Helical - carbon steel



Braid reinforcement



Spiral reinforcement



Helical reinforcement

#### Cover functions:

- Protects reinforcement from external environment
- Provides weather, abrasion, chemical, temperature, and ozone resistance

#### Hose Selection

Selecting the proper hose for an application is critical to ensure safety of people and property, as well as long hose life. Therefore, it is important to understand the factors involved.

##### Factors include:

- Application
- Pressure and/or suction
- Environment
- Compatibility with material conveyed
- Temperature
- Size
- Flexibility
- Bend radius
- Weight

#### Application

The first step in properly selecting a hose is to identify the application and material to be transferred. Then consider the hoses available for that type of service. Eaton Industrial hose is intended for specific applications and materials.

**WARNING** Hose use and care: **Never use a hose to transfer material it is not specifically meant to transfer. Doing so could deteriorate the hose and result in leaking, hose bursting, or end blow-offs. This could lead to serious personal injury or death. Always transfer material in a hose that is designed specifically to transfer that material.**

A special application consideration, especially in gases, petroleum-based liquids, volatile solvents, and dry material transfer applications, is whether the velocity of the material being transferred will cause static buildup. This, in turn, can cause an explosion.

#### According to ARPM Hose Handbook 8th edition 2009:

Electrical engineers differ in opinion on the effects of static electricity and the means of dissipating it. In handling gasoline and other petroleum-based liquids, recognized national associations and companies have conflicting opinions on the need for conductive hoses.

Until a consensus is reached among all associations, laboratories and users and a standard practice is established, it is essential that the user determine the need for a static bonded hose based on (a) the intended use of the hose, (b) instructions from the company's Safety Division, (c) the insurer, and (d) the laws of the states in which the hose will be used.

Some types of hose include a body reinforcing wire. This wire can be used for electrical continuity provided that proper contact is made between it and the hose coupling. This can be done by extending the body wire to the ends of the hose, or by attaching a light static wire to the outermost coils of the body wire. This lighter wire is led through the ends of the hose and attached to the couplings. In nonwire reinforced hose, a static wire can be included in the hose body.

The tendency has been toward a grounding connection completely separate from the hose or to have the tube or cover of the hose conducting. Examples would be sand blast hose with conducting tube or aircraft fueling hose with a conducting cover.

An internal static wire could break or lose contact with the couplings and not be detected visually. This could occur from an unusual stress imposed on the hose.

Finally, be aware that many industries have governing agencies that issue mandatory or suggested guidelines for the use of hose in certain applications.

# General Hose Information

## Hose Construction

### Pressure & Suction

The selected hose and coupling must be able to continually withstand the maximum pressure that will be generated in the application.

**⚠ WARNING** Hose use and care: Consider both working pressure and pressure surges when determining “maximum” pressure. Failure to select a hose that meets both these requirements could lead to end blow-offs, hose leakage, and hose bursting. The result could be serious injury or death. The Eaton Industrial hose you choose must meet or exceed the required working pressure, and must have a safety factor to allow for surge pressure.

It may be reassuring to know that every length of Eaton Industrial chemical transfer hose is pressure tested to 1-1/2 times the working pressure before it is packaged and shipped.

**⚠ CAUTION** In suction applications, suction (or vacuum) considerations are as critical to hose life as pressure considerations. Hoses in these applications are vulnerable to crushing forces because the atmospheric pressure outside the hose is greater than the pressure inside the hose. A hose not having the proper suction rating for your applications may collapse and result in equipment failure.


Eaton Industrial suction hoses have helical wire reinforcement and are rated for full vacuum. “Inches of mercury” is the standard of measurement for vacuum. Full vacuum is equal to 29.92 inches of mercury.

### Environment & Compatibility

Environment refers to both the external environment and the internal environment in which the hose will be working. Different components of the hose will be affected by these two types of environment.

Most hoses consist of three components: an inner tube, a reinforcement, and an outer cover.

Elastomers are the basic ingredient of all rubber compounds. However, be aware that when specifying tube and cover compounds, significant application differences may exist between two compounds listed as having the same basic elastomer.



For example, Eaton Industrial’s Tiger and Otter hoses list inner tubes made from EPDM, but *recommended* use for each of these hoses is quite different.

These differences occur because compounds contain many materials in addition to elastomers. Some of these materials include processing aids, carbon black, vulcanization agents, accelerators, age resistors, and other ingredients. Before making assumptions about the suitability of a particular hose for a given application, always read the “Applications” information for each specific hose listed in this catalog.

The first hose component, the inner tube, conveys the material being transferred. The tube must be compatible with these materials. This is the hose’s internal environment. Whenever you specify a Eaton Industrial hose, refer to the chemical resistance chart in this catalog.

**⚠ DANGER** Never transfer material in an inner tube that is not compatible with that material. Likewise, never use hose at temperatures, pressures, or chemical concentrations above those recommended by Eaton. Doing so will weaken or deteriorate the hose, leading to leakage, hose bursting, or end blow-offs. Personal injury or death can result.

The next hose component, the reinforcement, is the strength member of the hose. Reinforcement usually consists of fiber, thermoplastic, carbon steel, or stainless steel spirals, braids and coils. The helical coil is used in all hardwall hoses and is required in vacuum and suction applications. The coil is necessary to help the hose withstand atmospheric pressure that is greater than the internal pressure of the hose to prevent the hose from collapsing. It is usually made of steel or thermoplastic monofilament.

# General Hose Information

## Hose Construction

The final hose component is the outer cover. The outer cover protects the reinforcement from the external environment. It is usually rubber, thermoplastic, fiber, or metal. The hose outer cover must protect against weathering, abrasion, chemicals, extreme temperature ranges, ozone, and other adverse conditions.

The "Elastomers" chart in this catalog (page P-14) contains a listing of general characteristics of some common elastomers and their physical properties as they relate to specific service needs. When application questions arise, contact Eaton Technical Support:

- North America contact Eaton Technical Support 1-888-258-0222
- For global support contact your local Eaton technical representative.

Heat can be a catalyst for chemical reaction. When selecting a Eaton Industrial hose, consider both the ambient temperature and the temperature of the material being conveyed.

**⚠ WARNING Do not use a hose at temperatures that exceed the hose temperature rating. Doing so could deteriorate the hose, leading to leaks, hose bursting, and end blow-offs. This could result in serious personal injury or death.**

Cold temperatures are another consideration. Hose must be flexible and be able to withstand temperatures well below 0°F in some applications.

Be aware that rated hose temperatures do not imply that a hose can handle all materials within the listed temperature range and concentration.

For specific application information and hose temperature ratings, always follow the guidelines in this catalog, or contact Eaton Technical Support:

- North America contact Eaton Technical Support 1-888-258-0222
- For global support contact your local Eaton technical representative.

All chemicals listed in the chart are rated at 70°F unless otherwise stated.

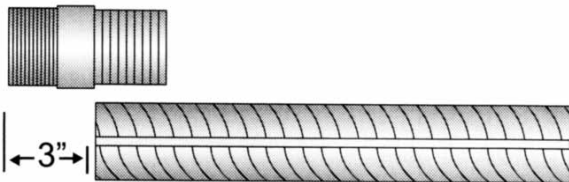
### Size

Size can refer to the length of the hose, the inner diameter (I.D.), and the outer diameter (O.D.). To determine the correct length of hose for an application, always remember to subtract the cut-off factor for each end fitting or coupling from the overall length of the assembly. For example, if the total length of the assembly needs to be 20 feet, and each end extends past the hose three inches, the cut-off factor is three inches at each end, or six inches total. Twenty feet minus six inches yields a hose length of 19-1/2 feet.

Remember to subtract the cut-off factor for each end fitting when preparing hose.

Inner diameter is important in relation to volume transfer requirements. The larger the hose inner diameter, the greater the volume of material that can be transferred in a given time.

**⚠ WARNING Be aware that if you replace a hose with one having a different I.D. than the original hose, material velocity could increase or decrease, possibly creating static electricity. This could lead to an explosion causing serious injury or death.**



**Cut-off Factor**

### Hose Maintenance

Hose has a limited life based on the severity and type of chemical contact, environment or exposure to heat and petroleum products. Eaton recommends the following maintenance procedure to determine when hose should be replaced.

### General Test and Inspection Procedures for Hose


An inspection and hydrostatic test should be done periodically to ensure hose is suitable for continued service.

A visual inspection of the hose should be made for loose covers, kinks, bulges, or soft spots which might indicate broken or displaced reinforcement. The couplings or fittings should be closely examined and, if there is any sign of movement of the hose from the couplings, the hose should be removed from service.

The periodic inspection should include a hydrostatic test for one minute at 150 percent of the recommended working pressure of the hose. During the hydrostatic test, the hose should be straight, not coiled or in a kinked position. Water is the usual test medium and, following the test, the hose may be flushed with alcohol to remove traces of moisture. A regular schedule for testing should be followed and inspection records maintained.

### Hose Inspection

Hose assemblies shall be inspected and tested immediately after the hose is subjected to abnormal abuse such as: severe end pull, flattening or crushing or sharp kinking. As you inspect a hose assembly, remember that most hose failures occur between the coupling and the first three feet along the hose length. Pay close attention to this area. Any hose that has been recoupled shall be proof-tested for one minute at 150 percent of the recommended working pressure of the hose, and inspected before being placed in service.

**SAFETY WARNING:** Before conducting any pressure tests on hose, provision must be made to ensure the safety of the personnel performing the tests and to prevent any possible damage to property. Only trained personnel using proper  tools and procedures should conduct any pressure tests.

The following guidelines should be adhered to during testing and/or inspection:

**1. Air or any other compressible gas must never be used as the test medium because of the explosive action of the hose should a failure occur. Such a failure might result in possible damage to property and serious bodily injury.**

- 2. Air should be removed from the hose by bleeding it through an outlet valve while the hose is being filled with the test medium.**
- 3. Hose to be pressure tested must be restrained by placing steel rods or straps close to each end and at approximate 10 foot (3m) intervals along its length to keep the hose from "whipping" if failure occurs; the steel rods or straps are to be anchored firmly to the test structure but in such a manner that they do not contact the hose which must be free to move.**
- 4. The outlet end of hose is to be bulwarked so that a blown-out fitting will be stopped.**
- 5. Provisions must be made to protect testing personnel from the forces of the pressure medium if a failure occurs.**
- 6. Testing personnel must never stand in front of or in back of the ends of a hose being pressure tested.**
- 7. If liquids such as gasoline, oil, solvent, or other hazardous fluids are used as the test fluid, precautions must be taken to protect against fire or other damage should a hose fail and the test liquid be sprayed over the surrounding area.**


### Visual Inspection

#### 1. Hose

Any cuts, gouges or tears in the cover which do not expose the reinforcement should be repaired before the hose is returned to service. If the reinforcement is exposed, retire the hose from service.

Covers may show surface cracking or crazing due to prolonged exposure to sunlight, ozone, or high temperature during soak tank cleaning. Such deterioration, which does not expose reinforcing materials, is not cause for retirement.

Check for signs of soft spots, blisters, and kinking. If soft spots exist, pressure test the hose assembly and determine whether it is necessary to discard it.

**WARNING** If cover blisters exist, be careful not to pop them. If the hose was damaged in such a way that material was allowed to leak between the cover  and inner tube, the blisters may contain this material. If the material is hazardous and splatters when the blisters are popped, it could cause serious physical injury.

# General Hose Information

## Hose Maintenance

Look for any indication of kinking or broken reinforcement as evidenced by any permanent distortion, longitudinal ridges, or bulges.

According to RMA IP-11-7 Chemical Hose Bulletin, crushed or kinked spots where the hose O.D. is reduced by 20 percent or more of the normal O.D. indicate the hose probably has internal damage. The hose assembly must be removed from service to ensure the safety of people in the work area.

**⚠ WARNING: Kinks can cause hose to burst, leading to bodily harm.**

Hose containing kinked or crushed spots where the hose O.D. is reduced by 20 percent may be used if the hose passes the hydrostatic tests. Use a caliper to measure the hose outer diameter at several places around the diameter to determine any O.D. reduction. An inspection mirror and a flashlight can be used to inspect the inner tube for abuse, wear, and/or chemical attack.



### 2. Couplings

All metals are subject to attack by various chemicals. Check with the manufacturer to make sure that suitable end fittings, appropriate to both the hose and the chemical being handled, are being used.

Exposed surfaces of couplings, flanges and nipples shall be examined for cracks or excessive corrosion. Either condition shall cause the hose assembly to be retired from service. Any evidence of coupling or nipple slippage on the hose is cause for removing the hose assembly from service.

The Rubber Manufacturers Association (RMA) has published a series of technical bulletins which detail maintenance, testing, and inspection recommendations.

Because the life expectancy of the hose is limited, the user must be alert to signs of impending failure, particularly when the conditions of service include high working pressures and/or the conveyance or containment of hazardous materials. The periodic inspection and testing procedures described here provide a schedule of specific measures which constitute a minimum level of user action to detect signs indicating hose deterioration or loss of performance before conditions leading to malfunction or failure are reached.

**⚠ SAFETY WARNING: Failure to properly follow the manufacturer's recommended procedures for the care, maintenance and storage of a particular hose might result in its failure to perform in the manner intended and might result in possible damage to property and serious bodily injury.**

### Hydrostatic Pressure Test

For large-bore hose being used in dock service, an inspection card which describes the hose, manufacturer, date received, purchase order number, and date of installation should be maintained for each hose. The inspection card should be used to record the test results and condition of the hose.

Eaton recommends that new hose assemblies be hydrostatically tested before being placed in service. Hydrostatic testing should be done at periodic intervals to determine if a hose is suitable for continued service. The hydrostatic test and examination shall be conducted in the following manner.

**Hose to be pressure tested must be restrained by placing steel rods or straps close to each end and at approximate 10 foot (3m) intervals along its length to keep the hose from "whipping" if failure occurs; the steel rods or straps are to be anchored firmly to the test structure but in such a manner that they do not contact the hose which must be free to move.**

1. Hose shall lie in a straight and horizontal position supported on rollers to permit easy movement when under the test pressure.
2. Water should be used as the test liquid. Never pressure test with solvents, corrosive liquids, or with compressed gases.
3. Fill the hose with water with the outlet end raised and the outlet valve open to ensure the complete removal of air. When all the air has been expelled, close the outlet valve and lower the raised end.
4. For new hose, raise the pressure to 2 times the rated working pressure of the hose and hold for 5 minutes. During this hold period, the hose shall be examined for leaks at the couplings, fitting slippage, or for any indication of weakness in the hose structure.
5. For used hose, test with a pressure of 1-1/2 times the rated working pressure of the hose for one minute and examine as above.
6. Completely relieve test pressure from the system prior to releasing hose from test equipment.
7. Thoroughly drain the water from the hose after completion of the hydrostatic test.

### Electrical Continuity

When required by the user, electrical continuity between the fittings shall be tested using an ohm meter. The hose must be clean and dry for this test.

# General Hose Information

## Hose Maintenance

### General Care and Maintenance of Hose

Hose should not be subjected to any form of abuse in service. It should be handled with reasonable care. Hose should not be dragged over sharp or abrasive surfaces unless specifically designed for such service. Care should be taken to protect hose from severe end loads for which the hose or hose assembly was not designed. Hose should be used at or below its rated working pressure; any changes in pressure should be made gradually so as to not subject the hose to excessive surge pressures. Hose should not be kinked or be run over by equipment. In handling large size hose, dollies should be used whenever possible; slings or handling rigs, properly placed, should be used to support heavy hose used in oil suction and discharge service.

### Hose Repair

There are some circumstances in which chemical hoses can be repaired. For example, if a hose has been kinked near the coupling and a close inspection of the assembly reveals that this is the only damage, the assembly can be repaired.



**WARNING** Wear safety glasses, gloves, and protective clothing when cutting hose. They will help protect your eyes and skin from flying debris. When recoupling a used hose assembly, begin by cutting

the hose far enough beyond the shank to eliminate the possibility of cutting into the shank. When cutting out a kink, cut behind the kink far enough so that the ID/OD of the remaining hose is round. Use calipers to confirm roundness. Make sure to cut the hose squarely. Next wipe the inner tube of the cut end with a clean rag.

Before recoupling the hose, make sure to carefully inspect the tube. This is important because it is easy to see the condition of the tube and reinforcement of the hose when the coupling is cut off. Look for any evidence of deterioration of the hose tube. If there are signs of deterioration, remove the hose assembly from service. If after close inspection none of these signs is present, the hose may be recoupled.

Any hose that has been used to convey an abrasive material, such as plastic pellets and powders, should not be recoupled due to the inherent thickness reduction that results from the transfer of abrasive materials.

Finally, pressure test and tag any recoupled assembly as recommended.

### Storage

Proper storage conditions can enhance and extend substantially the ultimate life of hose products. Rubber hose products in storage can be affected adversely by temperature, humidity, ozone, sunlight, oils, solvents, corrosive liquids and fumes, insects, rodents and radioactive materials. The appropriate method

for storing hose depends to a great extent on its size (diameter and length), the quantity to be stored, and the way in which it is packaged. Hose should not be piled or stacked to such an extent that the weight of the stack creates distortions on the lengths stored at the bottom. Since hose products vary considerably in size, weight, and length, it is not practical to establish definite recommendations on this point. Hose having a very light wall will not support as much load as would a hose having a heavier wall or hose having a wire reinforcement. Hose which is shipped in coils or bales should be stored so that the coils are in a horizontal plane.

### Storage Do's:

- Whenever feasible, rubber hose products should be stored in their original shipping containers which provide some protection against the deteriorating effects of oils, solvents, and corrosive liquids; shipping containers also afford some protection against ozone and sunlight.
- Certain rodents and insects will damage rubber hose products, and adequate protection from them should be provided. Be sure ends are capped to keep out insects, rodents, and other contaminants that can damage the hose.
- Hose shipped in coils or bales should be stored so the coils are in a horizontal plane.

- Store items on a first-in, first-out basis. Remember that even under the best of conditions, an unusually long shelf life will deteriorate certain rubber products. Inspect and test the hose assembly before placing it in service. Usually, any wear or damage will be apparent during inspection or testing.
- The ideal temperature for the storage of rubber products ranges from 50° to 70°F (10-21°C) with a maximum limit of 100°F (38°C). If stored below 32°F (0°C), some rubber products become stiff and will require warming before being placed in service.
- Storage areas should be relatively cool and dark, and free of dampness and mildew. Items should be stored on a first-in, first-out basis, since even under the best of conditions, an unusually long shelf life could deteriorate certain rubber products.

### Storage Don'ts:

- Don't pile or stack hose to such an extent that the weight of the stack distorts the lengths stored on the bottom. Remember that hose having a very light wall will not support as much load as a hose having a heavier wall or wire reinforcement.

# General Hose Information

## Hose Maintenance

- Don't store rubber products near heat sources such as radiators and base heaters, or near electrical equipment that might generate ozone. Also do not store hose for long periods in geographical areas of known high ozone concentration. Ozone ages rubber.
- Don't expose hose to direct or reflected sunlight during storage. This ages rubber.
- Don't store uncovered hose under fluorescent or mercury lamps. They generate light waves harmful to rubber.
- Don't hang hose assemblies on hooks, nails, or other devices which could cut or damage hose.

The Rubber Manufacturers Association has published separately a series of Hose Technical Information bulletins describing hoses designed for different applications which detail Maintenance, Testing and Inspection recommendations. Refer to the *ARPM Catalog of Publications*, issued annually, to determine the availability of the latest edition. Bulletins published include the following:

### Publication No.

- IP 11—1— Steam Hose
- IP 11—2 — Anhydrous Ammonia Hose
- IP 11—4— Oil Suction and Discharge Hose
- IP 11—5— Welding Hose
- IP 11—6— Fire Hose
- IP 11—7— Chemical Hose

### ARPM

1400 K Street, N.W.  
Washington, D.C. 20005

RMA Publications order desk: (800) 325-5095

### Proper Used Hose Storage

Before placing used hose in storage, completely drain it and flush out any potentially explosive vapors or corrosive residues.

Also make sure you dispose of waste in a manner that complies with federal, state, and local environmental regulations.



**WARNING: Take extreme care when flushing out a chemical hose with water. Some chemicals, such as concentrated acids, may react with water and cause spattering. These materials can cause serious personal injury or death if they get into eyes or onto skin. Wear safety glasses, gloves and other protective clothing to help guard against this.**

Continue by laying the hose assembly on a solid support, allowing air to circulate through it. This helps extend the hose life. Further, store the hose in a cool, dark, dry place at a temperature ideally between 50°F and 70°F.

### Proper Hose Handling

Proper hose handling can help preserve hose assembly life and work environment safety. Therefore, consider the following points when handling hose assemblies.

- Avoid crushing or kinking the hose. This can cause severe damage to the reinforcement that isn't always obvious when looking at the cover.
- Do not drag the hose or lift a large bore hose from the middle of its length with the ends hanging down. Doing so can cause kinking, cover cuts, hose reinforcement damage, and coupling damage.
- Limit the curvature of the hose to the minimum bend radius recommended by the manufacturer. Also avoid sharp bends at the end fittings and at manifold connections.
- Do not exceed pressure and temperature limits because this could damage the hose and ultimately result in serious bodily injury or property damage. Monitor pressure and temperature during hose use.
- Never allow chemicals, solvents, or any other hazardous materials to drip onto ground. Always comply with environmental laws.
- Never allow chemicals to drip on the exterior of a hose or allow hose to lay in a pool of chemicals. The hose cover may not have the chemical resistance of the tube. If a corrosive material comes into contact with the hose reinforcement, the result could be early hose failure.
- Avoid extreme flexing of the hose near the coupling. If necessary, use elbows in the piping system to assure a straight line connection with the hose.
- Protect hose from heat, flame, cutting, and twisting. Use shields or clamps to do this.
- Support hose to avoid mechanical strain on couplings.
- Be aware that dropping or dragging the assembly, chemical incompatibility, exposure to temperature extremes, or extensive internal coupling abrasion can cause leaks and reduce coupling retention.



**WARNING: Do not use damaged hose. Doing so could result in serious personal injury or death.**



# General Hose Information


## Hose Maintenance


### Cleaning Hose Assemblies

Cleaning of hose assemblies should be done at a facility with the means of disposing of wastes and hazardous materials properly. All water and/or cleaning solutions used should be retained and disposed of in a way that complies with applicable laws.

Eaton Industrial does not recommend that distributors handle hose assemblies that have not been cleaned properly.

When you clean a tank or change the materials to be transferred, clean the hose assemblies. Three methods can be used: the soak tank, the closed loop system, or the rotating brush. The most appropriate method will depend on the hose use and location.

 **WARNING: Use of pressure wands to clean hose is not recommended. The high concentration of heat and pressure in a confined area can damage the hose inner tube and lead to hose bursting, leakage, spraying, or end blow-offs. This could cause serious personal injury or death.**


 **WARNING: Always wear safety glasses, gloves, and protective clothing when cleaning hose, no matter which hose cleaning method you use. Otherwise, burns, blisters, eye damage or other injuries could occur.**

If you choose the soak tank method, the cleaning solution usually caustic soda and water- should be no more than 150°F. Gently lay the hose in the cleaning solution to prevent it from splashing.

Soak the hose no more than 15 minutes to prevent the hose from becoming brittle with a shortened service life. Flush the hose thoroughly with clean water. After making sure that all the water is drained from the hose, store the hose in a cool, dry place. Once the hose has cooled (approximately 45 minutes), cap the ends to keep contaminants out.

The second method of cleaning is the closed-loop system. With this method, the caustic solution used to clean the tank is also pumped through the hose and back to the tank. Typically, fluid is 180°F and is pumped through the system until the tank is clean.

When the cleaning process is complete, flush the hose thoroughly with water. Store the hose in a cool, dry place. Cap the ends to keep contamination out.

 **WARNING: Strong acids should be thoroughly drained prior to and after cleaning to avoid an exothermic reaction.**

### Class Oil Resistance

Rubber hose is used to convey petroleum products both in the crude and refined stages. The aromatic content of refined gasoline is often adjusted to control the octane rating. The presence of aromatic hydrocarbons in this fuel generally has a greater effect on rubber components than do aliphatic hydrocarbons. Aromatic materials in contact with rubber tend to soften it and reduce its physical properties. For long lasting service, the buyer of gasoline hose should inform the hose manufacturer of the aromatic content of the fuel to be handled so that the proper tube compound can be recommended for the specific application.

The effects of oil on rubber depend on a number of factors that include the type of rubber compound, the composition of the oil, the temperature and time of exposure. Rubber compounds can be classified as to their degree of oil resistance based on their physical properties after exposure to a standard test fluid. As a guide to the user of the hose in contact with oil, the oil resistance classes and a corresponding description are listed.

### Physical Properties After Exposure to Oil


	Volume Change Maximum	Tensile Strength Retained
Class A (High oil resistance)	+25%	80%
Class B (Medium-High oil resistance)	+65%	50%
Class C (Medium oil resistance)	+100%	40%

# General Hose Information

## Troubleshooting



1.



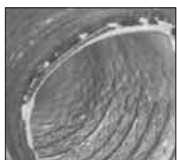
2.




3.



4.




5.



6.



7.



8.



9.

**⚠️ WARNING:** Selection of the proper hose for the application is essential to the proper operation and safe use of the hose and related equipment. Inadequate attention to selection of hose for the application can result in serious bodily injury or property damage. In order to avoid serious bodily injury or property damage resulting from selection of the wrong hose, you should carefully review the information in this catalog.

Hose failures can be caused by conditions such as excessive pressures, fluid incompatibility, extreme temperatures and many more. Eaton has illustrated below some of the more common failures. If the conditions you are experiencing are not listed, please contact Eaton Technical Support for North America at 1-888-258-0222 for global technical support contact your local Eaton technical representative.

**1. Problem:** The hose has exposed reinforcement and a loose cover. This could be caused by an abrasive environment or the life of the hose has been exceeded.

**Solution:** Route hose properly to avoid excessive abrasion. Some hoses are made with materials that handle abrasion better.

**2. Problem:** Cracks in the hose cover can be caused by prolonged exposure to sunlight, ozone or high temperatures.

**Solution:** Store hose in cool dark areas when possible. Do not store or use the hose where the recommended temperature rating is exceeded.

**3. Problem:** Cuts, gouges, or tears in hose tube can be caused by improper cleaning with high-pressure water wand.

**Solution:** Do not use high pressure water wand to clean hoses. Instead, three cleaning methods are commonly used: the soak tank, the closed loop system or the rotating brush. The most appropriate method will depend on the hose use and location.

**4. Problem:** Bubbling and flaking of the tube material caused by the tube not being compatible with the chemical being conveyed.

**Solution:** Check the chemical resistance guidelines to make sure the hose you are using is compatible with the chemical(s) being transferred. Also, make sure the hose can handle the application temperatures.

**5. Problem:** Deterioration of the hose tube has caused the reinforcement to be exposed. This may be caused by abrasive material being conveyed through a hose not made for this abrasive material or hose life has been exceeded.

**Solution:** Make sure that the hose can handle the material being conveyed. Possibly use a hose with a thicker tube.

**6. Problem:** Hose is kinked due to exceeding the minimum bend radius of the hose. The result is damaged reinforcement.

**Solution:** To avoid this problem, check the minimum bend radius of the hose and route the hose so the minimum bend radius is not exceeded.

**7. Problem:** Improperly banded shank may create a possible leak path.

**Solution:** Make sure the coupling is secured tightly and according to manufacturer's specifications. Bands should be placed inside of the barbs on the coupling shank, toward the coupling side. The band farthest from the hose end should be tightened first. If two bands are present, Eaton suggests rotating the clamp buckles 180° from each other.

**8. Problem:** Overtightened band could cause leaks, spraying and end blow-offs. Band was applied with excessive pressure and cut the cover of the hose causing reinforcement to be exposed.

**Solution:** Do not attach bands at pressures that are too high. Apply the bands to the manufacturer's recommended settings.

**9. Problem:** The steam hose has developed cracks in the cover due to heat in the application.

**Solution:** Steam hose has a limited service life. It should be inspected before every use. Any crack that exposes the reinforcement is a reason for the hose to be removed from service.

# General Hose Information

## Flow Rate, Pressure Drop and Flow Capacity

There are several factors which affect selection of a hose sized such that it will provide the desired rate of flow at the required pressure; these are:

- Hose size
- Hose length
- Hose fittings
- Material conveyed
- Bends
- Static head pressure

### Hose Size

Undersized pressure lines produce excessive pressure drop with attendant energy loss and heating, and undersized suction lines cause cavitation at the pump inlet. Oversized hose assemblies, on the other hand, are excessively costly and generally too heavy.

In selecting hose for hydraulic systems, the following empirical values can be used to achieve minimum pressure drop consistent with reasonable hose size (see Chart 2):

*Velocity of pressure lines 7 to 15 ft./sec. Velocity of short pressure lines to 20 ft./sec. Velocity of suction lines 2 to 5 ft./sec. To use Chart 2, lay a straight-edge across the chart as shown by the dotted line. To minimize pressure drop, always use the next larger size hose shown if the line passes between sizes listed.*

### Hose Length

Chart 1 gives the pressure drop in different-sized hoses based on hoses of 100-foot length, and is based on water as the material conveyed. For hoses of a different length, these values must be corrected. For example, a 100-foot length of 1/2" hose causes a pressure drop of 100 lbs./in.<sup>2</sup> at a flow rate of 10 gal./min. If the hose in question is 50 feet long, the pressure drop derived from Chart 1 must be corrected by multiplying the value by the ratio of the actual length to 100 feet, or 50/100, or 0.5. Therefore, the actual

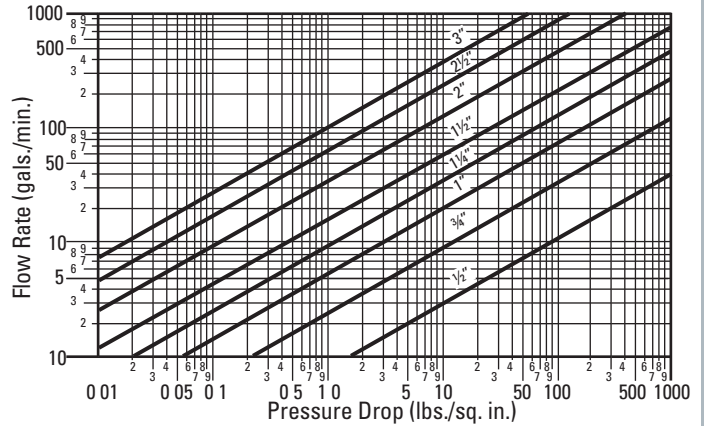
pressure drop caused by a 50-foot length of 1/2" hose, at a flow rate of 10 gal./min. is 50 lbs./in.<sup>2</sup> (0.5 x 100 = 50 lb./in.<sup>2</sup>).

### Hose Fittings and Fluid Conveyed

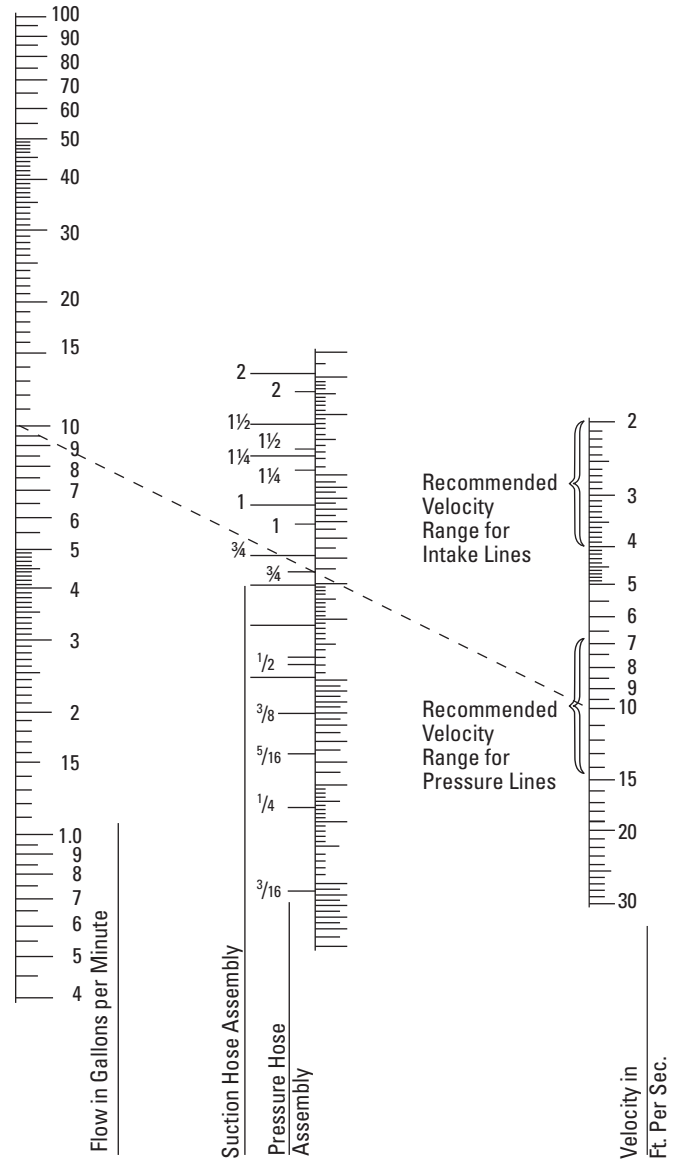
In most cases, the end fitting openings are slightly smaller than the hose itself. However, this varies widely with hose fitting designs from 'full-flow' ends which have the same I.D. as the hose, down to as much as 1/8" smaller I.D. than the hose bore. To allow for this, assume a 10-to-15% greater flow rate than actually measured in the system when determining pressure drop.

Chart 1 is based on water as the material conveyed, and for other fluids it is necessary to correct for the difference in specific gravity and viscosity. Chart 3 lists common fluids, their specific gravities, viscosities, and corresponding correction factors. To determine the pressure drop for a specific fluid, first determine the pressure drop from Chart 1 for the hose length then divide this by the correction factor found in Chart 3. For example, the 50-foot length of 1/2" hose just described had a pressure drop of 50 lbs./in.<sup>2</sup> at a flow of 10 gal./min. of water. To determine the pressure drop if #2 fuel oil is the material conveyed, divide by 0.752 (from Chart 3)  $50 \div 0.752 = 66.5$  lbs./in.<sup>2</sup> pressure drop. If, on the other hand, the material conveyed is Type #3 gasoline, the pressure drop would be  $50 \div 1.19 = 42$  lbs./in.<sup>2</sup>

**CHART 1. Hose Flow Rate vs. Pressure Drop**



**CHART 2. Hose Flow Capacity**



# General Hose Information

## Hose Replacement Worksheet

Eaton recommends using the STAMPED process to aid in determining the correct hose and coupling for your application. This worksheet is designed to help you organize information for determining the best hose for a given application. The questions are based on the hose selection factors described earlier in this catalog.

When selecting a hose, always use this worksheet in conjunction with this catalog. Read all instructions concerning the hose you are selecting. If any questions arise contact Eaton Technical Support at 1-888-258-0222.

- S - Size**  
(I.D., O.D. and length)
- T - Temperature** of material conveyed and environmental
- A - Application,** the conditions of use
- M - Material** being conveyed, type and concentration
- P - Pressure** to which the assembly will be exposed
- E - Ends;** style, type, orientation, attachment methods, etc.
- D - Delivery** testing, quality, packaging, and delivery requirements

### 1. Size

Flow (cubic feet per minute) requirements? \_\_\_\_\_

See RMA Water Discharge table.

Hose I.D. requirements given the flow requirements? \_\_\_\_\_

Pressure drop? \_\_\_\_\_

Length requirements (excluding hose ends)? \_\_\_\_\_

### 2. Temperature

Temperature range of material to be transferred?

Min. \_\_\_\_\_ Max. \_\_\_\_\_ Average \_\_\_\_\_

Year-round external environment temperature range? \_\_\_\_\_

Cleaning temperature? \_\_\_\_\_

### 3. Application

If the application is new, what service is to be performed? \_\_\_\_\_

If it is an existing application, do not replace a failed hose without finding out the cause of the failure. The hose may have been specified incorrectly originally. Ask the following questions:

What hose was in use? \_\_\_\_\_

Why did it fail? \_\_\_\_\_

How long did the hose last? \_\_\_\_\_

Have the service conditions changed since the failed hose was installed? \_\_\_\_\_

Any movement during loading or unloading process such as flexing or other repetitive motion? \_\_\_\_\_

What other hose conditions exist in addition to the one at the failure point? \_\_\_\_\_

Was hose cleaned and dried prior to transferring the next material? \_\_\_\_\_

Examine other hoses in similar service to avoid unexpected failures. \_\_\_\_\_

### 4. Material: Compatibility & Environment

Internal and external environment consideration. Internal environment relates to the material being conveyed. External environment relates to anything originating from outside the hose.

Check all that apply.

- Abrasive materials (conveyants and external)
- Petroleum products (aromatics, aliphatics, etc.)
- Materials that could cut or gouge hose
- Solvents

- Ozone
- Acids/caustics
- Animal fats (oils)
- Sparking or flames
- Cleaning with steam

Material to be transferred? \_\_\_\_\_

Material concentration (%)? \_\_\_\_\_

What hose cleaning solution(s) will be used? \_\_\_\_\_

- S - Size**  
(I.D., O.D. and length)
- T - Temperature** of material conveyed and environmental
- A - Application,** the conditions of use
- M - Material** being conveyed, type and concentration
- P - Pressure** to which the assembly will be exposed
- E - Ends;** style, type, orientation, attachment methods, etc.
- D - Delivery** testing, quality, packaging, and delivery requirements

**5. Pressure & Suction**

What working pressure is required? \_\_\_\_\_

Are pressure surges involved in this application? How high? \_\_\_\_\_

What safety factor is required? \_\_\_\_\_

Is this a suction application? What vacuum rating is required? \_\_\_\_\_

**6. Ends**

End \_\_\_\_\_

Material \_\_\_\_\_

Attachment Method \_\_\_\_\_

**7. Delivery**

Qty. required \_\_\_\_\_ Date required \_\_\_\_\_ Pkg. requirements \_\_\_\_\_

Testing Required -  No  Yes If Yes, Type: \_\_\_\_\_

Certification Required -  No  Yes If Yes, Type: \_\_\_\_\_

**Special Requirements/Other Information**

Will the selected hose need to possess any of the following features:

- Branding information needed on the hose? \_\_\_\_\_
- Color coding? \_\_\_\_\_
- Any special designations required by agencies or associations? \_\_\_\_\_
- Will any regulatory agency approvals be required? If yes, which one(s)? \_\_\_\_\_
- Non-conductive rubber needed to prevent transmittal of electricity? \_\_\_\_\_
- Static wire or static-dissipating tube to prevent static electricity buildup and discharge sparks? \_\_\_\_\_
- Pinpricked cover to resist blistering when transferring hot materials or air/gases under pressure? \_\_\_\_\_
- Abrasion sleeve or guard? \_\_\_\_\_
- Heat shield? \_\_\_\_\_
- Sub-zero exposure resistance? \_\_\_\_\_
- Special assembly requirements? \_\_\_\_\_
- Continuous transfer service or intermittent service? \_\_\_\_\_
- Flexibility: Do space restrictions exist where the hose will be used? \_\_\_\_\_
- Bend Radius: of the hose relative to space in which hose will be used? \_\_\_\_\_
- Considering the intended use of the hose, how flexible will it need to be (check one)?  
 Extremely flexible       Slightly flexible       Not an issue
- Weight: How will the hose be handled during use, if all? \_\_\_\_\_
- How important is the weight of the hose going to be in this application (check one)?  
 Very important       Slightly important       Not an issue

Be sure to reference chemical compatibility recommendations in the Chemical Compatibility Charts starting on page N-1-N-11.      If you have any questions, please contact Eaton Technical Support at 1-888-258-0222.

# General Hose Information

## Steam Temperatures

### Temperatures of Saturated Steam at Various Pressures

Lbs. Per Sq. Inch Pressure	Degrees Fahrenheit	Degrees Centigrade	Lbs. per Sq. Inch Pressure	Degrees Fahrenheit	Degrees Centigrade
0	212.0	100.0	110	344.1	173.4
5	227.1	108.4	115	347.2	175.1
10	239.4	115.2	120	350.1	176.7
15	249.8	121.0	125	352.9	178.3
20	258.8	126.0	130	355.6	179.8
22	261.2	127.8	135	358.3	181.3
24	265.3	129.6	140	360.9	182.7
26	268.3	131.3	145	363.4	184.1
28	271.2	132.9	150	365.9	185.5
30	274.1	134.5	155	368.2	186.8
32	276.8	136.0	160	370.6	188.1
34	279.3	137.4	165	373.9	189.4
36	281.8	138.8	170	375.3	190.7
38	284.4	140.2	175	377.4	191.9
40	286.7	141.5	180	379.6	193.1
42	289.0	142.8	185	381.7	194.3
44	291.2	144.0	190	383.7	195.4
46	293.5	145.3	195	385.9	196.6
48	295.5	146.4	200	387.9	197.7
50	297.7	147.6	205	398.8	198.8
52	299.9	148.7	210	391.6	199.8
54	301.6	149.8	215	392.9	200.5
56	303.6	150.9	220	395.4	201.7
58	305.4	151.9	225	397.2	202.9
60	307.4	153.0	230	399.0	203.9
62	309.2	154.0	235	400.7	204.8
64	310.8	154.9	240	402.5	205.8
66	312.6	155.9	245	404.2	206.8
68	314.2	156.8	250	406.1	207.8
70	316.0	157.0	255	407.7	208.7
72	317.7	158.7	260	409.4	209.7
74	319.3	159.6	265	411.0	210.6
76	320.9	160.5	270	412.6	211.4
78	322.3	161.3	275	414.2	212.3
80	323.8	162.1	280	415.7	213.2
85	327.6	164.2	300	421.0	216.1
90	331.2	166.2	350	436.5	224.7
95	334.6	168.1			
100	337.8	169.9			
105	341.1	171.7			

**WARNING** Steam heat is hotter than 212°F (boiling water) and increases in temperature as pressure increases.

# General Hose Information


## Flow Capacities

### Flow Capacities of Hose Assemblies at Suggested Flow Velocities

The chart below is designed and provided as an aid in the determination of the correct hose size.

**Example:** At 13 U.S. gallons per minute, what is proper hose size within the suggested velocity range for pressure lines?

**Solution:** Locate 13 U.S. gallons per minute in the left hand column and 10 feet per second in the right hand column (the center of the suggested velocity range for pressure lines). Lay a straightedge across the two points. The inside diameter is shown in the center column nearest the straight edge.



For suction hose, follow the same procedure except use suggested velocity range for pump inlet lines in the right hand column.

Based on Formula

$$\text{AREA (SQ. IN.)} = \frac{\text{G.P.M.} \times 0.3208}{\text{VELOCITY (FT./SEC.)}}$$

\*Suggestions are for oils having a maximum viscosity of 315 S.S.U. at +100°F (+38°C) and operating at temperatures between +65°F and +155°F (+54°C to +69°C). Under certain conditions, velocities in pressure lines can be increased up to 25 feet per second. Contact Aeroquip with specific information on your application.

To convert U.S. gallons into Imperial gallons multiply U.S. gallons by 0.83267. Imperial gallons into U.S. gallons multiply Imperial gallons by 1.20095. U.S. gallons to litres multiply by 3.785. Litres to U.S. gallons, multiply by 0.2642.

# General Hose Information

## Elastomer Chart

The chart below shows the general characteristics of some of the common rubber compounds. Elastomers are mixed with various chemicals to provide a wide range of physical properties for specific service needs.

ASTM Designation	Common Name	Composition	General Properties
CR	Neoprene	Chloroprene	<ul style="list-style-type: none"> <li>• Good abrasion</li> <li>• Good weathering resistance</li> <li>• Good oil resistance</li> <li>• Flame retarding</li> </ul>
NBR	Nitrile (Buna-N)	Acrylonitrile-butadiene	<ul style="list-style-type: none"> <li>• Excellent oil resistance</li> <li>• Moderate resistance to aromatics</li> </ul>
IIR	Butyl	Isobutylene-isoprene	<ul style="list-style-type: none"> <li>• Excellent ozone resistance</li> <li>• Good resistance to fire resistant fluids</li> <li>• Good heat resistance</li> <li>• Low permeability</li> <li>• Poor resistance to petroleum fluids</li> </ul>
CIIR	Chlorinated Butyl	Chloro-isobutylene isoprene	<ul style="list-style-type: none"> <li>• Same as Butyl</li> </ul>
SBR	SBR	Styrene-butadiene	<ul style="list-style-type: none"> <li>• Good abrasion resistance</li> <li>• Poor resistance to petroleum fluids</li> </ul>
EPDM	EPDM	Ethylene-propylene diene terpolymer	<ul style="list-style-type: none"> <li>• Excellent ozone resistance</li> <li>• Good chemical resistance</li> <li>• Good temperature resistance</li> <li>• Poor resistance to petroleum fluids</li> </ul>
XLPE	Cross-Linked Polyethylene	Polyethylene & cross linking agents	<ul style="list-style-type: none"> <li>• Excellent chemical resistance</li> </ul>
EVA	EVA	Ethylvinylacetate	<ul style="list-style-type: none"> <li>• Excellent flexibility</li> <li>• Chemical resistance</li> </ul>
LLDPE	Linear, low density Polyethylene	Linear, low density Polyethylene	<ul style="list-style-type: none"> <li>• Excellent ESCR resistant</li> <li>• FDA Approved NSF 51 material available</li> </ul>
Nylon 11	Nylon 11	Nylon 11	<ul style="list-style-type: none"> <li>• Good chemical resistance</li> </ul>
PVC/PU Blend	PVC/PU Blend	Polyvinyl flouride/polyurethane Blend	<ul style="list-style-type: none"> <li>• Excellent chemical resistance</li> </ul>
PVDF	KYNAR®	Polyvinylidene flouride	<ul style="list-style-type: none"> <li>• Excellent Chemical resistance.</li> </ul>
PA	Nylon	Polyamide	<ul style="list-style-type: none"> <li>• Good abrasion resistance</li> <li>• Good chemical resistance</li> <li>• Low coefficient of friction</li> </ul>
CSM	Hypalon	Chloro-sulfonated Polyethylene	<ul style="list-style-type: none"> <li>• Excellent ozone resistance</li> <li>• Good abrasion resistance</li> <li>• Good heat resistance</li> <li>• Fair petroleum qualities</li> </ul>
NR	Natural Rubber	Polyisoprene	<ul style="list-style-type: none"> <li>• Excellent abrasion resistance</li> <li>• Acid resistance</li> <li>• Not oil resistant</li> </ul>
V-NBR	Vinyl Nitrile	PVC/NBR	<ul style="list-style-type: none"> <li>• Good ozone resistance</li> <li>• Good resistance to animal fats &amp; oils</li> <li>• Good petroleum resistance</li> </ul>
UHMWPE	Ultra-high molecular weight polyethylene	Polyethylene	<ul style="list-style-type: none"> <li>• Excellent chemical resistance</li> <li>• Moderate heat resistance</li> <li>• Excellent abrasion resistance</li> <li>• FDA-accepted material</li> </ul>
CM	CPE	Chlorinated Polyethylene	<ul style="list-style-type: none"> <li>• Excellent ozone resistance</li> <li>• Excellent weathering resistance</li> <li>• Good abrasion resistance</li> <li>• Good heat resistance</li> <li>• Good resistance to petroleum oils</li> </ul>
XNBR	Carboxylated Nitrile	Carboxylated Acrylonitrile-butadiene	<ul style="list-style-type: none"> <li>• Excellent abrasion resistance</li> <li>• Excellent oil resistance</li> <li>• Excellent weather resistance</li> </ul>
PTFE	Teflon	Polytetrafluoroethylene	<ul style="list-style-type: none"> <li>• Excellent temperature resistance</li> <li>• Excellent chemical resistance</li> <li>• FDA accepted material</li> <li>• Low coefficient of friction for high flow rates and easy cleaning</li> <li>• Excellent resistance to thermocycling</li> </ul>
PVC	PVC	Polyvinylchloride	<ul style="list-style-type: none"> <li>• Resistant to many chemicals</li> <li>• Good Flexibility</li> </ul>
FEP	Teflon	Fluorinated Ethylene Propylene	<ul style="list-style-type: none"> <li>• Excellent temperature resistance</li> <li>• Excellent chemical resistance</li> <li>• FDA accepted material</li> <li>• Low coefficient of friction for high flow rates and easy cleaning</li> <li>• Excellent resistance to thermocycling</li> </ul>

KYNAR is a registered trademark of Arkema, Inc.



# General Hose Information

## Mass Equivalents Chart

**Mass Equivalents Table**

Pounds (lb)	Grams (g)	Kilograms (kg)	Tons	Ounces (oz)
1	453.5930	0.4536	0.0005	16
10	4,535.9300	4.5359	0.0050	160
20	9,071.8600	9.0719	0.0100	320
30	13,607.7900	13.6078	0.0150	480
40	18,143.7200	18.1437	0.0200	640
50	22,679.6500	22.6797	0.0250	800
60	27,215.5800	27.2156	0.0300	960
70	31,751.5100	31.7515	0.0350	1,120
80	36,287.4400	36.2874	0.0400	1,280
90	40,823.3700	40.8234	0.0450	1,440
100	45,359.3000	45.3593	0.0500	1,600
120	54,431.1600	54.4312	0.0600	1,920
130	58,967.0900	58.9671	0.0650	2,080
140	63,503.0200	63.5030	0.0700	2,240
150	68,038.9500	68.0390	0.0750	2,400
160	72,574.8800	72.5749	0.0800	2,560
170	77,110.8100	77.1108	0.0850	2,720
180	81,646.7400	81.6467	0.0900	2,880
190	86,182.6700	86.1827	0.0950	3,040
200	90,718.6000	90.7186	0.1000	3,200
210	95,254.5300	95.2545	0.1050	3,360
220	99,790.4600	99.7905	0.1100	3,520
230	104,326.3900	104.3264	0.1150	3,680
240	108,862.3200	108.8623	0.1200	3,840
250	113,398.2500	113.3983	0.1250	4,000
260	117,934.1800	117.9342	0.1300	4,160
270	122,470.1100	122.4701	0.1350	4,320
280	127,006.0400	127.0060	0.1400	4,480
290	131,541.9700	131.5420	0.1450	4,640
300	136,077.9000	136.0779	0.1500	4,800
310	140,613.8300	140.6138	0.1550	4,960
320	145,149.7600	145.1498	0.1600	5,120
330	149,685.6900	149.6857	0.1650	5,280
340	154,221.6200	154.2216	0.1700	5,440
350	158,757.5500	158.7576	0.1750	5,600
360	163,293.4800	163.2935	0.1800	5,760
370	167,829.4100	167.8294	0.1850	5,920
380	172,365.3400	172.3653	0.1900	6,080
390	176,901.2700	176.9013	0.1950	6,240
400	181,437.2000	181.4372	0.2000	6,400

Mass = 1 kg = 0.001 metric ton = 2.20462 lb<sub>m</sub> = 35.27392 oz

1 lb<sub>m</sub> = 16 oz = 5 x 10<sup>-4</sup> ton = 453.593 g = 0.53593 kg

Length = 1 m = 100 cm = 1000 mm = 10<sup>6</sup> microns (μm) = 10<sup>10</sup> angstroms (Å)

= 39.37 in = 3.2808 ft = 1.0936 yd = 0.0006214 mile

# General Hose Information

## Temperature and Pressure Conversion Chart

### Temperature Conversions Chart

Degrees F (Fahrenheit)	Degrees K (Kelvin)	Degrees C (Celsius)	Degrees F (Fahrenheit)	Degrees K (Kelvin)	Degrees C (Celsius)
-40	233.15	-40.00	240	513.15	115.56
-20	253.15	-28.89	260	533.15	126.67
0	273.15	-17.78	280	553.15	137.78
20	293.15	-6.67	300	573.15	148.89
40	313.15	4.44	320	593.15	160.00
60	333.15	15.56	340	613.15	171.11
80	353.15	26.67	360	633.15	182.22
100	373.15	37.78	380	653.15	193.33
120	393.15	48.89	400	673.15	204.44
140	413.15	60.00	420	693.15	215.56
160	433.15	71.11	440	713.15	226.67
180	453.15	82.22	460	733.15	237.78
200	473.15	93.33	480	753.15	248.89
220	493.15	104.44	500	773.15	260.00

### Pressure Conversions Chart

psi (lbs/ square inch)	kPa (kilo pascals)	bar	atm	mm Hg	psi (lbs/ square inch)	kPa (kilo pascals)	bar	atm	mm Hg
0	0.00	0.00	0.00	0.00	250	1,723.68	17.25	17.01	12,928.69
10	68.95	0.69	0.68	517.15	260	1,792.63	17.93	17.69	13,445.84
20	137.89	1.38	1.36	1,034.30	270	1,861.58	18.62	18.37	13,962.98
30	206.84	2.07	2.04	1,551.44	280	1,930.53	19.31	19.05	14,480.13
40	275.79	2.76	2.72	2,068.59	290	1,999.47	19.99	19.73	14,997.28
50	344.73	3.45	3.40	2,585.74	300	2,068.42	20.68	20.41	15,514.43
60	413.68	4.14	4.08	3,102.89	310	2,137.37	21.37	21.09	16,031.57
70	482.63	4.83	4.76	3,620.03	320	2,206.31	22.06	21.77	16,548.72
80	551.58	5.52	5.44	4,137.18	330	2,275.26	22.75	22.46	17,065.87
90	620.53	6.21	6.12	4,654.33	340	2,344.21	23.44	23.14	17,583.01
100	689.47	6.89	6.80	5,171.48	350	2,413.16	24.13	23.82	18,100.16
110	758.42	7.58	7.49	5,688.62	400	2,757.89	27.58	27.22	20,685.90
120	827.37	8.27	8.17	6,205.77	450	3,102.63	31.03	30.62	23,271.64
130	896.31	8.96	8.86	6,722.92	500	3,447.37	34.47	34.02	25,857.38
140	965.26	9.65	9.53	7,240.07	1,000	6,894.73	68.95	68.05	51,714.75
150	1,034.21	10.34	10.21	7,757.21	1,250	8,618.41	86.18	85.06	64,643.44
160	1,103.16	11.03	10.89	8,274.36	1,500	10,342.10	103.42	102.07	77,572.12
170	1,172.10	11.72	11.57	8,791.50	1,750	12,065.78	120.66	119.08	90,500.81
180	1,241.05	12.41	12.25	9,308.66	2,000	13,789.47	137.90	136.09	103,429.50
190	1,309.99	13.10	12.93	9,825.80	2,250	15,513.15	155.13	153.10	116,358.19
200	1,378.95	13.79	13.61	10,342.95	2,500	17,236.83	172.37	170.11	129,286.88
210	1,447.89	14.48	14.29	10,860.10	2,750	18,960.52	189.60	187.13	142,215.57
220	1,516.84	15.17	14.98	11,377.25	3,000	20,684.20	206.84	204.14	155,144.26
230	1,585.79	15.86	15.66	11,894.39	4,000	27,578.93	275.79	272.18	206,859.01
240	1,654.74	16.55	16.33	12,411.54	5,000	34,473.67	344.74	340.23	258,573.76

**Pressure** = 1 atm = 1.01325 x 10<sup>5</sup> N/m<sup>2</sup> (Pa)<sub>a</sub> = 101.325 kPa = 1.01325 bars  
 = 1.01325 x 10<sup>6</sup> dynes/cm<sup>2</sup>  
 = 760 mm Hg at 0°C (torr) = 10.333 m H<sub>2</sub>O at 4°C  
 = 14.696 lbf/in.<sup>2</sup> (psi) = 33.9 ft H<sub>2</sub>O at 4°C  
 = 29.921 in Hg at 0°C

# General Hose Information

## Flow Capacities Pressure Drop

Pressure drop in psi (pounds per square inch)/gpm (gallons per minute) for 10 feet of hose (smooth bore) without fittings.

**Fluid specification:**

Specific gravity = .85; Viscosity =  $\nu$  = 20 centistokes (C.S.), (20 C.S. = 97 S.S.U.).

**Hose Pressure Drop**

Hose Dash Size →	-04		-05		-06		-08		-10		-12		-16		-20		-24		-32		-40		-48	
Hose I.D. (inches) ←	.19	.25	.25	.31	.31	.38	.41	.50	.50	.63	.63	.75	.88	1.00	1.13	1.25	1.38	1.50	1.81	2.00	2.38	3.00		
.25	10	3.1	3.1																					
.50	19	6	6	2.7	2.7																			
1	40	12	12	5.5	5.5	2.4																		
2	95	24	24	10	10	4.8	3.5																	
3	185	46	46	17	17	7	5	2.2	2.2															
4		78	78	29	29	12	8	3	3	1.2	1.2													
5		120	120	44	44	18	12	4.5	4.5	1.6	1.6	.72												
8				95	95	39	26	10	10	3.6	3.6	1.4	.60											
10						59	40	15	15	5.7	5.7	2	1	.55										
12						80	52	20	20	7.2	7.2	2.6	1.5	.75	.43									
15							75	30	30	10	10	4.2	2.2	1.2	.67	.38								
18							107	40	40	15	15	6.3	3	1.5	.70	.55	.35							
20								49	49	19	19	8	3.4	2	1.1	.65	.43	.27						
25								72	72	26	26	11	5.5	3	1.6	1	.64	.40	.17					
30										34	34	14	7	3.6	2.2	1.3	.80	.52	.22	.14				
35											47	47	19	9.5	5	2.8	1.7	1.1	.70	.27	.18			
40												25	12	6.5	3.4	2.2	1.4	.90	.38	.24				
50												36	17	9	5.3	3.3	2	1.3	.54	.35	.15			
60												50	23	12	7.5	4.4	2.8	1.8	.75	.45	.20			
70													31	17	9.3	6	3.8	2.4	1	.65	.30			
80													38	21	12	7.1	4.6	3	1.2	.76	.34	.11		
90													49	27	15	9	5.9	3.8	1.5	1	.45	.13		
100														33	19	12	7	4.7	1.9	1.3	.55	.18		
150														60	36	22	13	8.5	3.4	2.2	1	.33		
200																36	23	15	6	3.9	1.7	.55		
250																	54	33	22	8.5	5.3	2.5	.75	
300																		45	29	12	7.5	4	1.1	
400																			51	21	14	6.5	2.2	
500																				32	20	10	3	
800																						18	5	
1000																								10

U.S. Gallons per minute

\*Pressure drop values listed are typical of many petroleum based hydraulic oils at approximately +100°F (+38°C). Differences in fluids, fluid temperature and viscosity can increase or decrease actual pressure drop compared to the values listed.

**To Convert**

U.S. gallons into Imperial gallons multiply U.S. gallons by 0.83267. Imperial gallons into U.S. gallons multiply Imperial gallons by 1.20095. U.S. gallons to litres multiply by 3.785. Litres to U.S. gallons, multiply by 0.2642.

# Hose Index

Page	Part Series	Page	Part Series	Page	Part Series	Page	Part Series
J-30	EH066	C-14, G-20	EHK001	J-34	EHS501	I-21	H0363
K-7	EH080 & EH081	C-11, G-17	EHK002	L-41	EHS520	L-7	H0364
K-6	EH084	C-10, G-16	EHK003	L-42	EHS540	I-22	H0369
L-11	EH360	C-9, G-15	EHK004	L-12	EHT005	J-26	H0372
F-5	EH920	C-8	EHK005	L-24	EHT301	H-5	H0377
B-7	EHA500	C-7	EHK006	L-23	EHT303	D-18	H0378
B-11	EHA501	C-4	EHK007	L-22	EHT305 & EHT306	L-18	H0307 & H0379
B-10	EHA502	C-5	EHK007-Coupling	D-37	EHT451 & EHT452	E-6	H0384
B-21	EHA503	C-6	EHK008	D-36	EHT453, EHT454 & EHT455	E-29	H0413
B-22	EHA504	J-28	EHK009	L-17	EHW001	I-27	H0436
B-13	EHA505	C-12, G-18	EHK010	L-37	EHW002	G-22	H0521
B-12	EHA506	G-14	EHK011	L-16	EHW003	D-9	H0523
B-28	EHA507 & EHA508	G-12	EHK012	L-13	EHW004	D-7	H0554
B-27	EHA509 & EHA510	G-10	EHK013	L-10	EHW005	D-8	H0599
B-31	EHA511	G-8	EHK014	J-15	EHW006	D-17	H0615
E-19	EHB500 & EHB501	G-5	EHK015	H-14, L-15	EHW007	J-27	H0616
E-15	EHB502 & EHB503	C-13, G-19	EHK016	L-33	EHW008	D-14	H0661
D-20	EHC001	G-7	EHM001	L-6	EHW009	E-31	H1066
D-19	EHC002	G-6	EHM001-Coupling	L-21	EHW010	B-16	H115 & H116
D-16	EHC003	G-9	EHM002	L-19	EHW011	I-12	H1193
D-13	EHC004	G-25	EHM003	L-20	EHW012	L-30	H1196
D-12	EHC005	G-13, H-12	EHM004	L-9	EHW013	E-35	H1531
D-10	EHC006	G-11, H-6	EHM005	L-8	EHW014	D-39	H1561
D-34	EHC007	J-11	EHN002	L-34	EHW015	B-30	H1571
D-25	EHC008	J-12	EHN003	J-8	EHW016	E-23	H160
D-24	EHC009	J-13	EHN004	J-6	EHW017	B-15	H1776 & H1777
D-32	EHC010	J-14	EHN005	J-5	EHW018	B-20	H1812
D-22	EHC011	J-15	EHN006	J-7	EHW019 & EHW020	D-38	H1941 & H1942
D-35	EHC012	J-16	EHN007	L-36	EHW021	B-23	H1981 & H1982
D-26	EHC013	H-4	EHP001	L-35	EHW022	B-26	H1987
D-30	EHC014	H-11	EHP002	L-29	EHW023	B-17	H201
D-29	EHC015	H-13	EHP003	L-28	EHW024	B-18	H265
D-28	EHC016	H-8	EHP004	L-27	EHW025	B-19	H275
D-27	EHC017	H-7	EHP005	L-26	EHW026	E-22	H285
D-21, H-18	EHC018	H-9	EHP007	L-25	EHW027	L-32	H345
D-11, H-17	EHC019	H-10	EHP009	B-29, L-31	EHW028	J-10	H5751 & H5752
G-29	EHC500	I-26	EHP500	L-14	EHW029	B-9	H6002
G-28	EHC501	I-32	EHP501	L-5	EHW030	B-6	H6008
G-27	EHC502	I-18	EHP502	J-18	EHW500	B-5	H6009
E-10	EHF001	I-24	EHP503	J-22	EHW501	K-15	H6027
E-7	EHF002	I-31	EHP504	J-19	EHW502	D-15	H8359
E-34	EHF003	I-23	EHP505	J-20	EHW503	J-32	H88111
E-20	EHF004	I-7	EHP506 & EHP507	J-21	EHW504	F-4	H900
E-17	EHF005	I-11	EHP508	J-24	EHW505	I-33	H901
E-21, H-16	EHF006	I-10	EHP509	J-25	EHW506	K-12	H9568
E-16, H-15	EHF007	I-9	EHP510	J-23	EHW507	J-29	H9603
E-12	EHF008 & EHF009	I-8	EHP511	K-20	EJ Series	E-33	H9610
E-9	EHF010 & EHF011	I-25	EHP512	L-38	FC701	B-8	H9622
E-28	EHF012	I-30	EHP513	L-40	FC701-Fittings	E-32	H9673
E-27	EHF013	I-16	EHP514	L-39	FC702	K-13	H9682
E-25	EHF014	I-29	EHP515	L-40	FC702-Fittings	J-31, K-19	H969
E-26	EHF015	I-15	EHP516	K-21	FK6496 & FK6500	D-31	H9699
E-24	EHF016	I-28	EHP517	G-26	H0034	B-14	H9949
E-11	EHF017	I-14	EHP518	D-6	H0060		
E-8	EHF018	I-20	EHP519	K-8	H0084		
E-18	EHF019	I-19	EHP521	B-24	H0105		
E-14	EHF020	I-13	EHP522	B-25	H0106		
E-13	EHF021	K-14	EHS001	G-23	H0319		
E-30	EHF022	K-18	EHS002	I-17	H0327		
F-8	EHG001	K-17	EHS003	D-23	H0345		
F-9, J-9	EHG002	K-16	EHS004	D-33	H0346		
F-6	EHG003	K-9	EHS005	G-21	H0347		
F-7	EHG004	K-11	EHS006	G-24	H0349		
I-5	EHJ002	K-10	EHS007	E-5	H0350		
I-6	EHJ003	J-33	EHS500				

# Eaton Terms and Conditions

## Standard Terms and Conditions of Sale

These terms and conditions of sale are between the Buyer and the Eaton affiliate selling the products or services (hereinafter referred to as "products") to Buyer (hereinafter referred to as "Seller") 1. Quotations. Unless otherwise indicated on the quote, written quotations by Seller shall expire automatically 90 days after the date appearing on the quotation unless Seller receives and accepts Buyer's purchase order within that period. Prior to the expiration date any quotation is subject to change by Seller at any time upon verbal or written notice to Buyer.

2. Acceptance of Purchase Orders. Notwithstanding any contrary language in Buyer's purchase order, each purchase order shall be subject to acceptance by an authorized employee of Seller and each transaction shall be governed exclusively by these Terms and Conditions of Sale. Such acceptance is expressly limited to these Terms and Conditions of Sale, and any additional or different terms proposed by Buyer are automatically rejected unless expressly assented to in writing by an authorized employee of Seller. All purchase orders accepted by Seller are deemed to be sales for commercial Buyers and shall not, unless plainly and prominently stated on the face of the purchase order, be considered a sale to any federal, state, provincial or municipal governmental entity either domestic or foreign. No contract shall exist except as hereinabove provided.

3. Price Changes. Prices are subject to change to the prices in effect at the time of delivery. Seller reserves the right to make any corrections to prices quoted due to clerical errors or errors of omission. In the event of any design, specification or ordered quantity changes representing a price increase, Buyer will be notified and afforded an opportunity to confirm.

4. Delivery. Lead times are for reference only and are subject to change. Design and/ or specification changes are subject to review for possible adjustments to delivery. Order quantities subject to scheduled delivery dates must be mutually agreed upon.

5. Taxes. Any and all sales, use, or other permissible taxes assessed upon any sale or products sold shall be added to the purchase price of the products.

6. Payment Terms. Payment terms are net 30 days from date of invoice if Seller has approved Buyer's credit.

7. Packaging. The cost of standard bulk packaging for shipment in the United States and Canada is included in Seller's price. Additional charges may be imposed for special domestic packaging, overseas packaging, or special marking performed at Buyer's request and agreed to by Seller.

8. Shipment Terms. Unless Seller agrees otherwise, all shipments shall be freight collect F.O.B. origin (shipping point). Seller shall also be entitled to impose additional charges for the completion, at Buyer's request, of forms with respect to shipping. Unless otherwise agreed, shipment may be made by lots of reasonable commercial size as Seller deems appropriate.

9. Title and Risk of Loss. Risk of loss or damage in transit shall be borne entirely by Buyer at all times after the products are delivered to the carrier for shipment. However, the right to stop delivery in transit shall remain with Seller until payment in full has been received by Seller.

10. Delays or Default in Delivery. Seller shall have no liability to Buyer for Seller's delay or default in delivery due to strikes, secondary boycotts, riots, wars, accidents, fires, floods, explosions, vandalism, government embargoes, priorities or regulations, transportation delays, shortages of labor, fuel, materials, supplies, power, transportation facilities or tooling capacity or other similar or dissimilar causes beyond Seller's reasonable control. Under no circumstances shall Seller have any liability for penalties or other consequential damages of any kind resulting in whole or in part from Seller's delay in delivering, or failure to deliver, any products to Buyer as agreed.

11. Intellectual Property Infringement. With respect to all products manufactured to Buyer's specifications, Buyer shall indemnify and hold Seller harmless from and against any and all loss, cost, expense, claims, demands, suits and judgments arising from actual or alleged infringement of any third party intellectual property right. With respect to all other products sold by Seller, Seller shall defend any suit or proceeding brought against Buyer on claim that such product, or any part thereof, directly infringes any third party intellectual property right, provided that Seller is notified promptly in writing and given all necessary information, assistance and authority to defend the same. Seller shall pay all damages and costs awarded against Buyer as a result thereof. If as the result of such direct infringement, the court enjoins the use of any product, or part thereof, in the manner intended by Seller, Seller

shall at its sole expense and option: (a) procure for Buyer the right to continue using said product or part; (b) replace such product or part with a non-infringing product or part; (c) modify said product or part so that it becomes non-infringing; or (d) remove said product or part and refund its purchase price and transportation costs. Seller shall have no further liability for actual or alleged patent infringement except as provided herein.

12. Design and Technical information. Seller claims proprietary rights in the items and information associated with this order. Drawings and technical information are issued in confidence for engineering information and mutual assistance only and may not be publicly disseminated, reproduced or used by Buyer without Seller's prior written consent and shall be returned upon the earlier of Seller's written request or when its purpose has been served.

13. Warranty. Seller's warranty is set forth in Seller's Warranty Policy Number M-HYOV-TB001-E, which can be accessed on the Eaton Hydraulics Product Literature website [www.eaton.com/hydraulics/warranty](http://www.eaton.com/hydraulics/warranty). THE WARRANTY IS BUYER'S EXCLUSIVE REMEDY AND SELLER HEREBY EXPRESSLY DISCLAIMS ALL OTHER WARRANTIES, EXPRESS OR IMPLIED, INCLUDING THE IMPLIED WARRANTY OF MERCHANTABILITY AND THE IMPLIED WARRANTY OF FITNESS FOR A PARTICULAR PURPOSE. Seller's warranty shall constitute the sole remedy of Buyer and the sole liability of Seller.

14. Cancellation. Changes and/or cancellations to existing schedules or orders are subject to Seller's acceptance and any applicable cancellation charges (and possible increase in per piece price due to reschedules). Cancellation charges will be determined by the type of product and the stage of completion. Cancellation charges for special products will be based on the selling price less amounts saved at the time of cancellation. Seller will accept temporary holds on orders for rescheduling purposes for a period not to exceed 30 days. If at that time a reschedule is not received, Seller reserves the right to recommence shipments in accordance with the original schedule or cancel the order.

15. Returns. No products shall be returned to Seller, whether for inspection, repair, replacement, or any other reason, without prior written approval from Seller. Products and parts must be returned in new or like new condition with complete identification in accordance with Seller's instructions or the shipment may not be accepted. All returns must be sent to Seller freight prepaid F.O.B. destination unless otherwise instructed. Where written authorization has been obtained to return products and parts for reasons beyond warranty, a restocking charge of twenty five percent (25%) and any additional transportation charges are applicable.

16. Minimum Order. Minimum order amount is \$100.00.

17. Remedies. Any lawsuit or legal claim for breach of this order must be brought within one year after the breach occurs.

18. Currency. Unless otherwise indicated on the invoice, all payments are to be made in United States dollars.

19. Governing Law. The terms and conditions of this agreement shall be construed according to the laws of the state of Ohio.

20. Limitation of Liability. THE REMEDIES OF THE BUYER SET FORTH IN THESE TERMS AND CONDITIONS OF SALE ARE EXCLUSIVE AND ARE ITS SOLE REMEDIES FOR ANY FAILURE OF SELLER TO COMPLY WITH ITS OBLIGATIONS HEREUNDER. NOTWITHSTANDING ANY PROVISION IN THESE TERMS AND CONDITIONS OF SALE TO THE CONTRARY, IN NO EVENT SHALL SELLER BE LIABLE IN CONTRACT, WARRANTY, IN TORT (INCLUDING NEGLIGENCE OR STRICT LIABILITY) OR OTHERWISE FOR DAMAGE TO PROPERTY OR EQUIPMENT OTHER THAN PRODUCTS SOLD HEREUNDER, LOSS OF PROFITS OR REVENUE, LOSS OF USE OF PRODUCTS OR ANY ASSOCIATED EQUIPMENT, COST OF CAPITAL, COST OF SUBSTITUTE EQUIPMENT, FACILITIES OR SERVICES, DOWNTIME COSTS, DELAYS, CLAIMS OF CUSTOMERS OF THE BUYER OR OTHER THIRD PARTIES OR ANY SPECIAL, INDIRECT, INCIDENTAL OR CONSEQUENTIAL DAMAGES WHATSOEVER, REGARDLESS OF WHETHER SUCH POTENTIAL DAMAGES ARE FORESEEABLE OR IF SELLER HAS BEEN ADVISED OF THE POSSIBILITY OF SUCH DAMAGES. THE TOTAL CUMULATIVE LIABILITY OF SELLER ARISING FROM, CONNECTED WITH, RESULTING FROM OR RELATED TO THESE TERMS AND CONDITIONS OF SALE WHETHER THE CLAIMS ARE BASED IN CONTRACT, WARRANTY, IN TORT (INCLUDING NEGLIGENCE OR STRICT LIABILITY) OR OTHERWISE, SHALL NOT EXCEED THE PRICE OF THE PRODUCT ON WHICH SUCH LIABILITY IS BASED.

Eaton Industrial Hose  
1750 Hardeman Lane  
Cleveland, TN 37312  
USA  
Tel: 1-800-833-3837  
FAX: 1-952-974-7513  
[www.eaton.com/hydraulics](http://www.eaton.com/hydraulics)

Eaton  
Hydraulics Group Europe  
Route de la Longeraie 7  
1110 Morges  
Switzerland  
Tel: +41 (0) 21 811 4600  
Fax: +41 (0) 21 811 4601

Eaton  
Hydraulics Group Asia Pacific  
Eaton Building  
No.7 Lane 280 Linhong Road  
Changning District, Shanghai  
200335 China  
Tel: (+86 21) 5200 0099  
Fax: (+86 21) 2230 7240